

Easy Guide: Public Health Scotland (PHS) Early Child Development Dashboards



Early Child Development
Statistics Dashboard



Health in the Early Years in
Scotland (HEYS) Dashboard

This guide has been developed by the National Early Language and Communication (NELC) team. It is intended to support you to navigate the two PHS dashboards (shown above) in relation to national and local child health data, with a specific focus on Speech, Language and Communication (SLC) development data. The [Early Child Development Statistics Dashboard](#) is updated annually. The [Health in the Early Years Scotland \(HEYS\) Dashboard](#) is updated quarterly. Each dashboard provides slightly different information, which is outlined below.

Early Child Development Statistics Dashboard

This dashboard shows children's development as assessed during the following:

- 13-15 month child health review
- 27-30 months child health review
- 4-5 year child health review

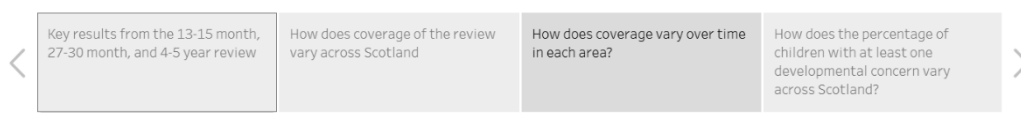
Data includes children eligible up to March 2024

You can explore Scotland-wide statistics or filter by Local Authority (LA) or Health Board.

How to Use the Dashboard

[Dashboard - Early child development statistics - Scotland 2023 to 2024 - Early child development - Publications - Public Health Scotland](#)

1. **Navigating through the dashboard:** Use the bar under the grey ribbon or the left/right arrows to move between different sections



- 2. Choose the review period:** Select the age range you're interested in: 13-15 months, 27-30 months or 4-5 years.

Review

- ☐ 13-15 Month Review
☒ 27-30 Month Review
☐ 4-5 Year Review

- 3. Select the area:** Select health board/LA/Scotland (for Health and Social Care Partnerships data, select LA)

Board/Local Authority

☒ NHS Board
☐ Local Authority

Select Board or Local Authority

Scotland

Scotland
NHS Ayrshire & Arran
NHS Borders
NHS Dumfries & Galloway
NHS Fife
NHS Forth Valley

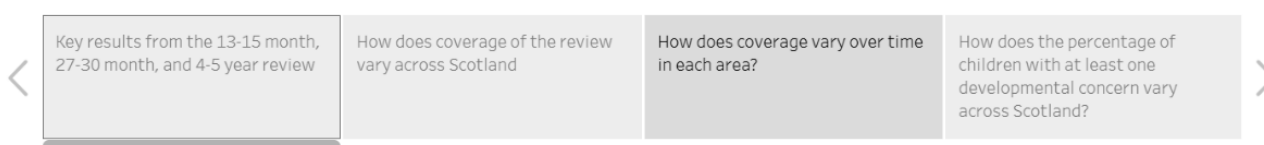
- 4. Select the year:** pick the year of interest from the drop down.

Select Financial Year child became eligible for review

2023/24

- 5. Tip:** If you are doing multiple searches, double check that your filters haven't reset.

Filtering by SLC: recommended dashboard sections



1. Key Results by Review Period

- Provides a high-level overview of developmental concerns across age groups.
- Ideal for initial insights and strategic comparisons.

2. Developmental Concerns by Domain

- Displays data on new and existing concerns broken down into individual developmental domains.
- Hover over charts to view:
 - Dark blue: New concerns
 - Mid-blue: Existing concerns
- Combined percentages of new and existing concerns reflect the total proportion of children with concerns in each domain.

3. Variations by Sex

- Breaks down domain-specific concerns by gender.
- Enables understanding of sex-based patterns in development.
- Uses the same colour codes and hover functionality as above.

4. Variations by Deprivation

- Presents domain-specific concerns by Scottish Index of Multiple Deprivation (SIMD). SIMD 1 represents the most deprived communities and SIMD 5 represents the least deprived communities.
- Uses the same colour codes and hover functionality as above.
- Useful for identifying and addressing inequities in developmental domains.
- Where there are relatively small numbers of children living within a quintile, it may be more helpful to think about raw data in relation to reported concerns rather than percentages of reported concerns within the quintile.

Health in the Early Years in Scotland (HEYS) Dashboard

This dashboard presents data on early child development and breastfeeding during the following:

- 13-15 month child health review
- 27-30 months child health review
- 4-5 year child health review

You can explore Scotland-wide statistics or filter by Local Authority (LA) or Health Board.

Data is updated quarterly in January, April, July and October.


This data is closer to real-time data than the official stats publications, as it is reported by date of review rather than for cohorts of eligible children.

How to Use the Dashboard

HEYS Dashboard

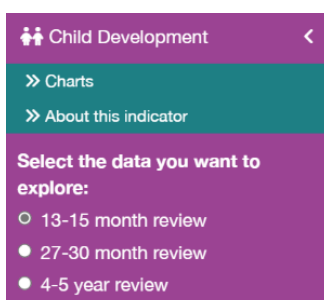
1. Select the data you want to explore: Click on the measure you are interested in via the sidebar on the left-hand side.

- Choose “Charts” to go to the pages displaying data
- Choose “About this indicator” to read background information and context for that indicator



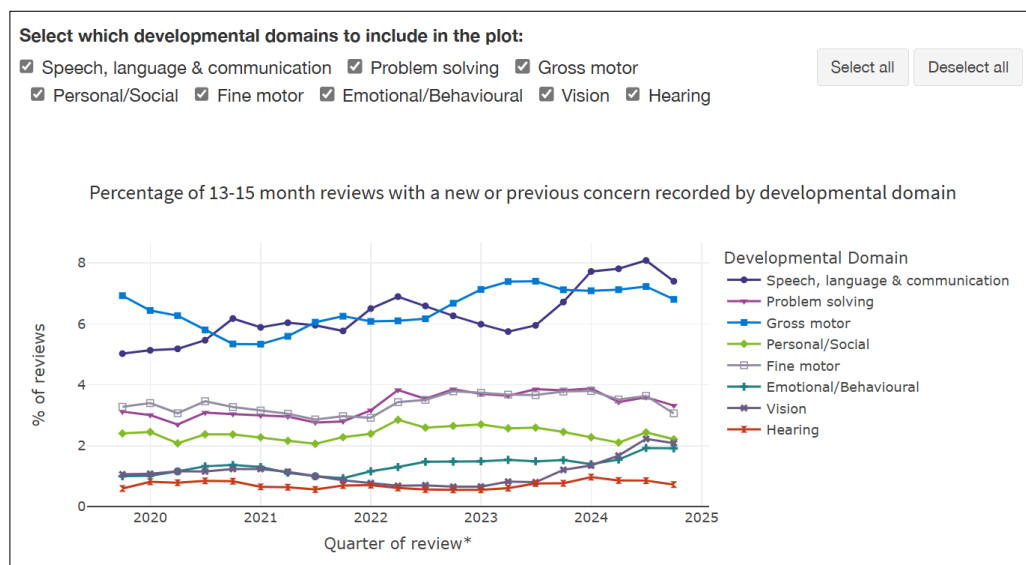
2. Explore child development details: To view the child development data, select “Child Development” from the sidebar on the left-hand side followed by “Charts”

- Select from the options in the sidebar to show information about outcomes of the 13-15 month review, 27-30 month review, or 4-5 year review.



3. Filter results: There are tabs along the top that you can use to show information about outcomes by developmental domain and by SIMD

- Developmental domains can be filtered further to Local Authority/Health board level.
- SIMD can be viewed at Scotland level only.
- It is possible to select which developmental domains or SIMD quintiles you wish to see in these charts by checking the relevant boxes.



4. Tip: On the HEYS dashboard, data over time is shown as a run chart to help indicate when there may be changes in the data. You can find more information on run charts [here](#). The home page of the HEYS dashboard has more information on copying charts and downloading the data.