




How to vote in a General Election





At a Polling Station


By Proxy


By Postal Vote


 Make sure you are on the electoral register.


 Check your poll card to check where your polling station is.


 Bring your photo ID card with you.


 Give your name and address to the staff inside the polling station.


 Take the ballot and go to an empty booth.


 Follow the instructions on filling in the ballot.


 Fold the ballot.


 Post the ballot into the ballot box.


 Make sure you are on the electoral register.

 Apply at least 6 days before the election.

 Ask a trusted person who is eligible to vote to be your proxy.


 Tell them who you want to vote for.


 A Proxy Vote can only be used:

 If you are away on polling day.


 If you are registered as an overseas voter

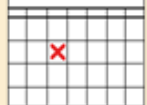
 If you have a disability that impacts voting in person.


 If you have a medical issue that prevents you voting in person.


 If you are unable to vote in person due to work or military service.


 something else


 Make sure you are on the electoral register.


 Apply before the election.

 Mark your vote on your ballot box.

 Fill in the postal voting statement.

 Put the ballot and statement in the envelope provided.

 Seal the envelope.

 Post your ballot as quickly as possible.