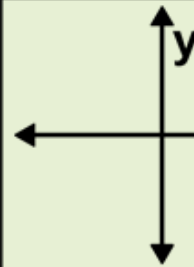




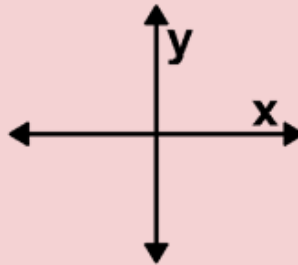
Line graph



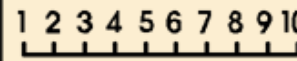
Make your graph as big as possible.




y axis is the vertical line.




Label your axis using the titles from the table of data exactly.



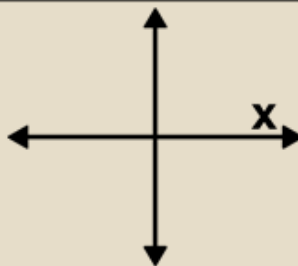
X axis scale must be equal jumps.




Remember to include units in your label e.g. ml, cm, m etc



Y axis scale must go in equal jumps.



x axis is the horizontal line.



Scales going in equal jumps.

