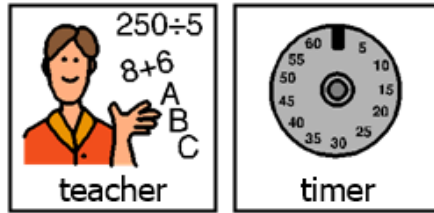



# Sound Map

You will need the following. Have enough for each participant to have their own



The teacher will also need a timer. It should be set for about 10 minutes.



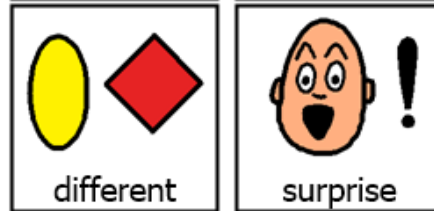
Sit in a space at a distance from each other. Listen to sounds around you and draw what you hear.

When the timer rings stop drawing.

Show and tell the group about



You might hear birds, traffic, voices.

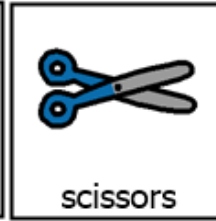


Did you hear anything different? Did anything you hear surprise you?

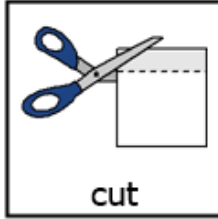


# Nature's Palette

You will need



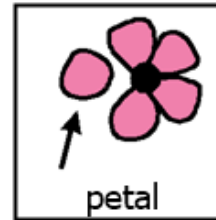
What to do



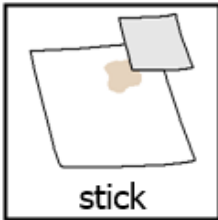
Cut a strip of paper long enough to fit round your wrist. Fasten to your wrist [you might need some help] with tape.




Attach more sticky tape around the paper so that items can be attached [double-sided tape works well].



As you walk in the garden, street or park collect leaves and petals in as many colours as you can.



Stick onto your wrist band to make a colourful bracelet.




Another idea would be to make a colourful headband.




# The Sleeping Miser

You will need



The blindfolded person [Miser] sits in the middle of the circle guarding the treasure.  
 The other children [stalkers] form a ring around the Miser.



At the signal the stalkers tiptoe towards the treasure.  
 The Miser listens for any sound the stalkers might make.  
 If the Miser hears a Stalker and points correctly at them that Stalker is caught and must sit down.  
 Continue until all the Stalkers are caught or one of them reaches the treasure without the Miser hearing them.

