


Hopscotch



10

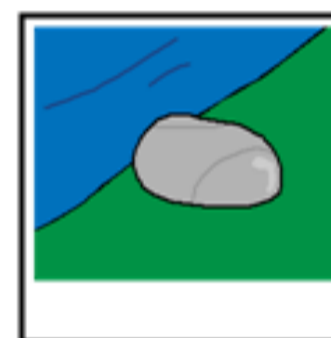
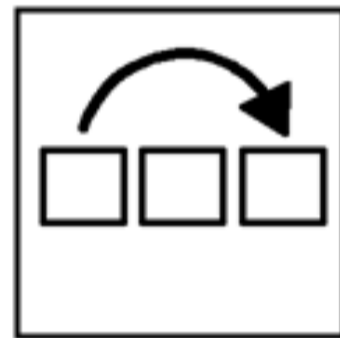


With chalk, draw a court of 10 numbered squares on ground.



1

Throw a stone into the first square (1) to start



Player 1 must hop over square 1 with the stone in it.

2

3

Player 1 must hop onto squares 2 and 3 and land with a foot in each square.



4

Player 1 then hops onto square 4 and lands with one foot on this square .



5

6

Player 1 then hops onto squares 5 and 6, landing with a foot in each square.



7



Player 1 then hops onto square 7 and lands with one foot on this square .



Player 1 then hops onto squares 8 and 9, landing with a foot in each square.




Player 1 then hops onto square 10 and lands with one foot on this square




When player reaches square 10 they turn around and repeat the steps back to square 1



When player reaches square 1 they must pick up the stone



The steps are repeated by throwing the stone into square 2




The next player has a turn when;

1

If the player has completed the board from 1 to 10.

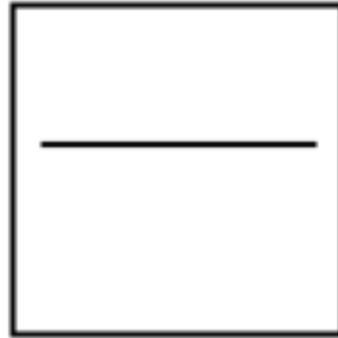
10




If the player misses the box which the stone should land in



If a player falls, loses balance, puts a hand or a foot down.



If the player lands on a line, hops in wrong box or lands on square with stone



If the player puts 2 feet in a single box.