

# Air Dry Clay

## What you will need



2 cups

of



bicarbonate of soda



1 cup

of



corn flour



1.5 cups

of



water



saucepan



spoon



bowl



cool damp  
cloth



paint



heat



imagination



NLC Communication Friendly Resources

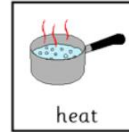
# Air Dry Clay

## Instructions



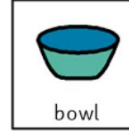
mix

Mix all ingredients until smooth



heat

Heat gently until mixture becomes solid (mine took about 15 minutes)



bowl

Transfer to bowl




damp cloth

Cover with damp cloth and leave to cool [mine cooled in about 1 hour]



clay

Shape your clay to make model/s



leave

Leave models to dry



48 hours

It takes a long time!



paint

Now you can paint them.

@SchoolsNlc