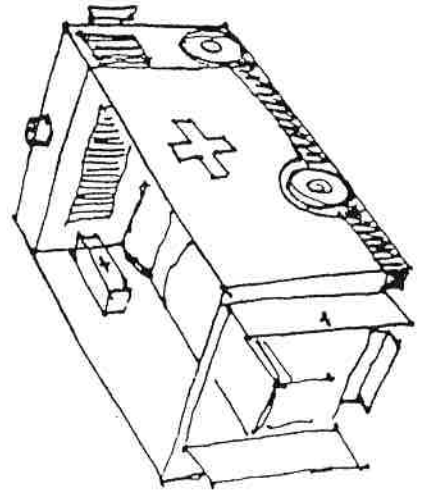
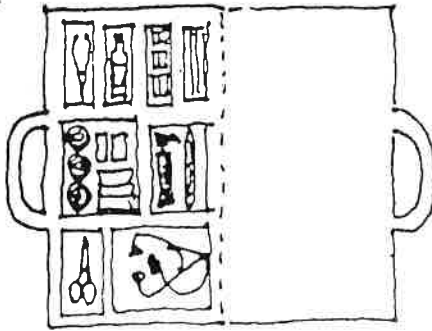



THE HOSPITAL



Storyline

1. Feeling unwell.

Activities

- a) Teacher reads poem "I woke up Monday morning..." Children discuss these feelings. Collectively these are SYMPTOMS.
- b) Using wet pastel the children make a frieze of 'sick faces'.
- c) Children discuss a mother's reactions to these symptoms. What informal tests does she make? Create dialogue between mother and child.
- d) Teacher says that doctor is called. What formal tests does the doctor make? Make X-ray collage picture of the doctor's case. Produce dialogue and mime between doctor and patient. Compare and contrast the tests and patient's reactions to the doctor with the mother's.
- e) What causes illness? List and produce sets - injuries, infections, contagions, organic failures etc..

2. The vehicle.

- a) Doctor decides that the child has to go to hospital. Children compile word list for the vehicle specially designed to carry patients - an ambulance.
- b) A box model is made of the ambulance.

3. Reception.

- a) What information is sought from a patient on arrival at the hospital. Children list and design admission form.
- b) Refer to 1 (e) -illnesses - list provision of services necessary in a hospital to deal with these.

4. The ward.

- a) Children discuss contents of a typical ward and make three-dimensional models of these.
- b) Model wards are placed together with place being left for corridors.
- c) Discuss a hospital diet. Make visuals of these and design the necessary organisation to produce and present these to the patients.

5. The staff.

- a) Children list the staff necessary to make the wards work.

on ur rms.

c) A biography is 'invented' for each figure.

6. Tests and charts.

- a) Children define the information which would be recorded about patients - temperature, pulse rate, lung capacity, blood pressure, breathing rate etc..
- b) How are these measured? Discuss units of measurement - degrees, ccs, seconds etc..
- c) Try out the activities on the simple test sheet.
- d) Design charts for the easy recording and reading of these results.
- e) Make entries for sample patients. Other children read these and make reports based on them.

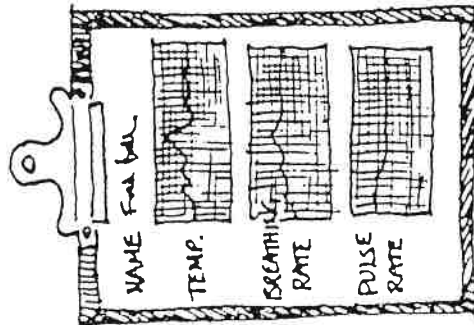
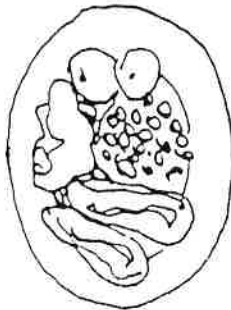
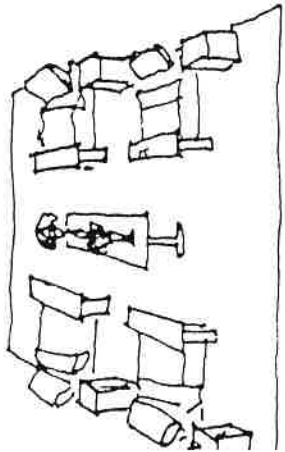
7. Incidents.

- a) A ward sister berates an orderly because of dirty floor. Children discuss why she is so upset. What other situations would distress her?
- b) Frame rules for 'our' hospital.
- c) Visiting hour - reactions of friends on patients and patients on friends. Dialogues.
- d) Patient eats wrong food.
- e) Smugglers!

8. Coming home.

- f) A day in the life of a patient - diary.
- a) Feelings on return home. Children compare life at home with life in the hospital.
- b) What can the patient do to make sure that he/she does not have to return to the hospital.

Note - This theme provides an ideal context for the discussion and exploration of 'health and hygiene' through the use of simple experiments as well as giving many opportunities for the development of basic skill work.



STUCK IN BED

I woke up Monday morning, feeling so unwell.
My head was hot and stuffy, I found I couldn't smell.
My mother cried, "It's time for school,
You really must get ready."
I tried to rise, I couldn't, for my legs were too unsteady.
My father came in and touched my brow, "You're burning up," he said.
"You can't go into school today. You'll have to stay in bed."
"Oh jings," thought I. "Oh, what a shame, I'll miss what I love best.
Reading, writing and arithmetic and sitting my weekly test.
I'd rather be in school right now and doing these things instead
of lying all hot and bothered, and tucked up here in bed."