







YEAR 2



Activity Pack



Blank writing area with two horizontal lines.



My Reward Chart



GOOD JOB

--	--	--	--	--	--	--	--

Sunday

--	--	--	--	--	--	--	--

Saturday

--	--	--	--	--	--	--	--

Friday

--	--	--	--	--	--	--	--

Thursday

--	--	--	--	--	--	--	--

Wednesday

--	--	--	--	--	--	--	--

Tuesday

--	--	--	--	--	--	--	--

Monday

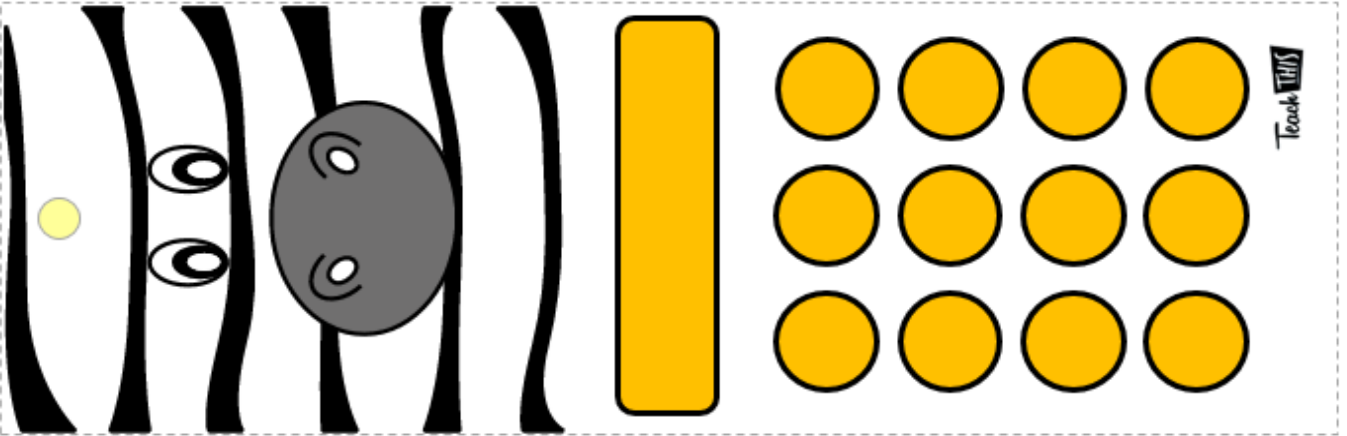
--	--	--	--	--	--	--	--

These incentive bookmarks are a great way to motivate your students and encourage responsible behaviour choices.


Print, cut and laminate. Punch a hole in the top and add a string to complete the bookmark.



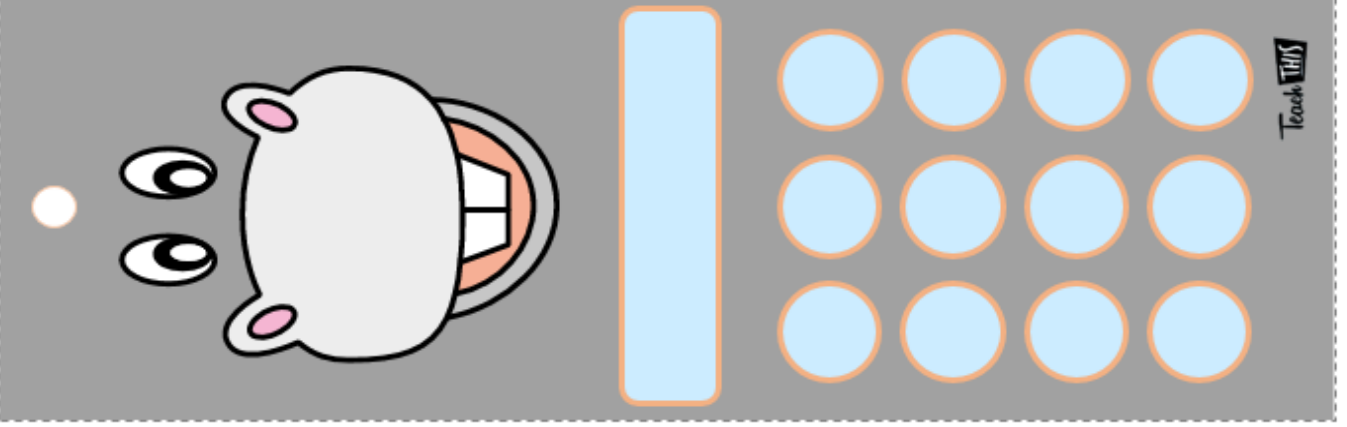
A red bookmark with black spots. It features a cartoon ladybug face with large eyes and a red nose. Below the face is a white rectangular label. To the right is a 4x4 grid of 16 white circles. A small white dot is located at the top left corner. The 'Teach THIS' logo is in the bottom right corner.




A bookmark with black and white vertical stripes. It features a cartoon zebra face with large eyes. Below the face is a yellow rectangular label. To the right is a 4x4 grid of 16 yellow circles. A small yellow dot is located at the top left corner. The 'Teach THIS' logo is in the bottom right corner.




A pink bookmark. It features a cartoon pig face with large eyes and a pink snout. Below the face is a brown rectangular label. To the right is a 4x4 grid of 16 brown circles. A small pink dot is located at the top left corner. The 'Teach THIS' logo is in the bottom right corner.



A grey bookmark. It features a cartoon rabbit face with large eyes and a wide smile. Below the face is a light blue rectangular label. To the right is a 4x4 grid of 16 light blue circles. A small white dot is located at the top left corner. The 'Teach THIS' logo is in the bottom right corner.



A brown bookmark. It features a cartoon monkey face with large eyes and a wide smile. Below the face is a red rectangular label. To the right is a 4x4 grid of 16 red circles. A small white dot is located at the top left corner. The 'Teach THIS' logo is in the bottom right corner.

A decorative border of smiley faces on a diamond-patterned background. The border consists of a top row of six smiley faces, a bottom row of six smiley faces, and two vertical columns of five smiley faces each on the left and right sides. The smiley faces are connected by a thin line. The background is a dense, repeating diamond pattern.

MATHEMATICS

Summer

Roll and Colour



Teach THIS

To Play: Take turns rolling the two dice. Add the dice together and then colour the answer circle. The winner is the player with the most circles coloured at the end.

You will need: 2 x six-sided dice and coloured pencils.

2

7

11

12

6

3

10

3

8

4

2

10

5

9

2

10

7

11

6

11

4

12

9

6

5

8

2

7

11

12

5

9

2


10

4

12

9

6





WHAT'S THE BUZZ?

Can you read the number on the abacus?
Write the numeral inside the hexagon.

5 2 4

2 5 3

1 4 2

4 2 5

4 1 5

1 4 3

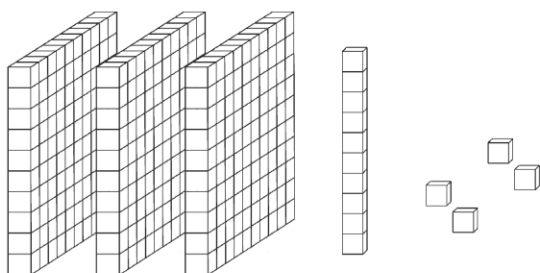
2 4 1

4 2 3

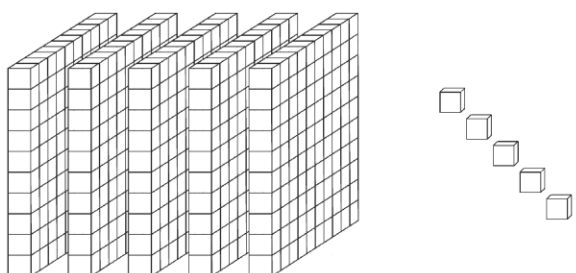
Place Value Blocks

Complete the following questions using what you have learned about place value.

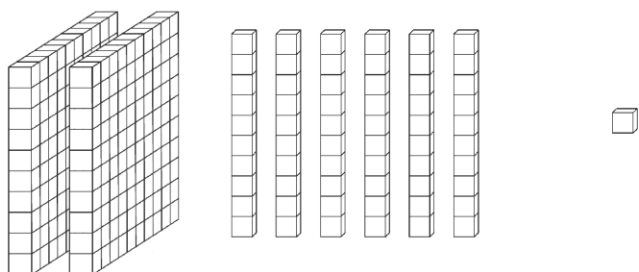
To 1000



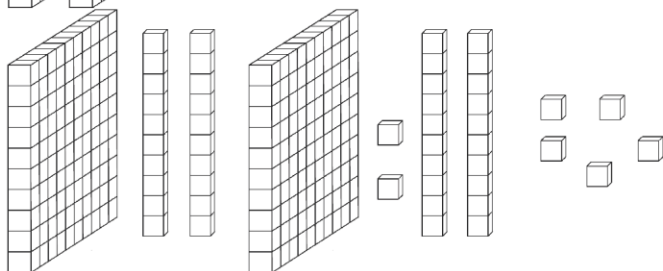
Hundreds	Tens	Ones



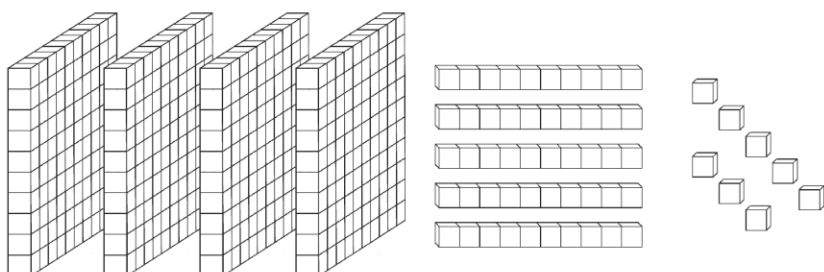
Hundreds	Tens	Ones



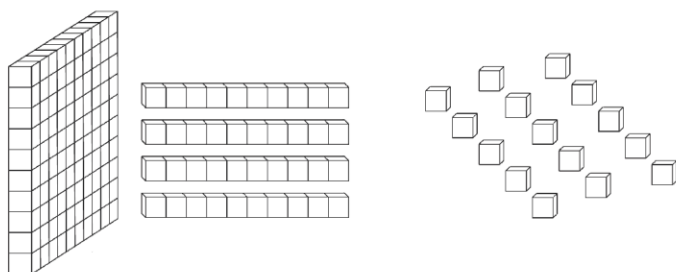
Hundreds	Tens	Ones



Hundreds	Tens	Ones



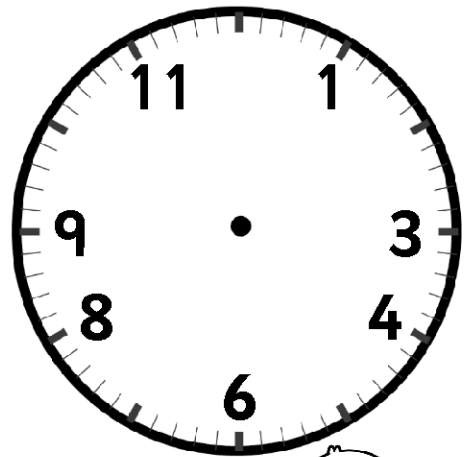

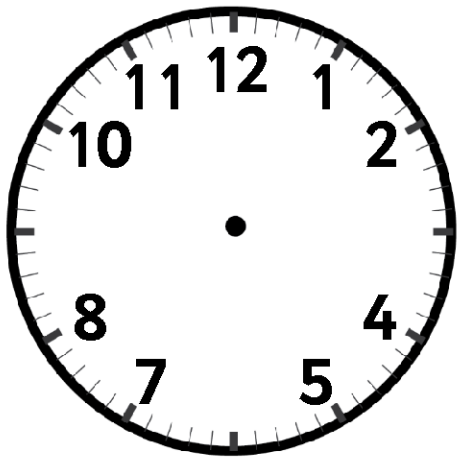
Hundreds	Tens	Ones





Hundreds	Tens	Ones

Analogue o'clock


Complete the missing numbers on each clock face.




Draw the minute and hour hands on each clock.




11 o'clock




6 o'clock




4 o'clock




9 o'clock




7 o'clock



12 o'clock



2 o'clock




10 o'clock

Working With o'Clock


Draw the missing hands onto each clock.

4 o'clock




4:00

6 o'clock




6:00

2 o'clock




2:00

12 o'clock




12:00

1 o'clock




1:00

8 o'clock




8:00

11 o'clock




11:00

3 o'clock




3:00

7 o'clock




7:00

10 o'clock




10:00

9 o'clock



9:00


5 o'clock




5:00

Half-Past Time


Write the time on the clock face :




1:30




6:30




11:30




9:30




2:00




4:30



12:00



5:30



WHAT'S THE TIME MR. WOLF?



4:00	7:30	HAVE ANOTHER TURN	5:30	4:30	5:00	8:30	3:00	11:00	TAKE AWAY ANOTHER PLAYER'S COUNTER
START	11:30	MISS A TURN!	6:30	1:00	10:00	2:00	1:30	COVER ANY CLOCK	3:30

2 - 4 players
Need: A die and coloured counters for each player

1. Place your counter on 'Start'.
2. Take turns rolling the die and moving that number of spaces around the board.
3. Read the time out loud.
4. Place your counter on the matching clock.
5. If you can't put your counter on a clock, you miss that turn.
6. Take turns rolling and moving around the board until all clocks are covered.
7. The winner is the player with the most clocks covered.












True or False Penguin

Name: _____

Teach **THIS**

 blue true

 pink false













True or False Robot

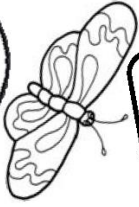
Name: _____

Teach **THIS**

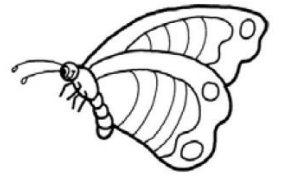
 blue true

 pink false





Doubles



1) Double 2 =

2) Double 25 =

3) Double 22 =

4) Double 10 =

5) Double 80 =

6) Double 200 =

7) Double 8 =

8) Double 4 =

9) Double 7 =

10) Double 30 =

11) Double 12 =

12) Double 50 =

13) Double 9 =

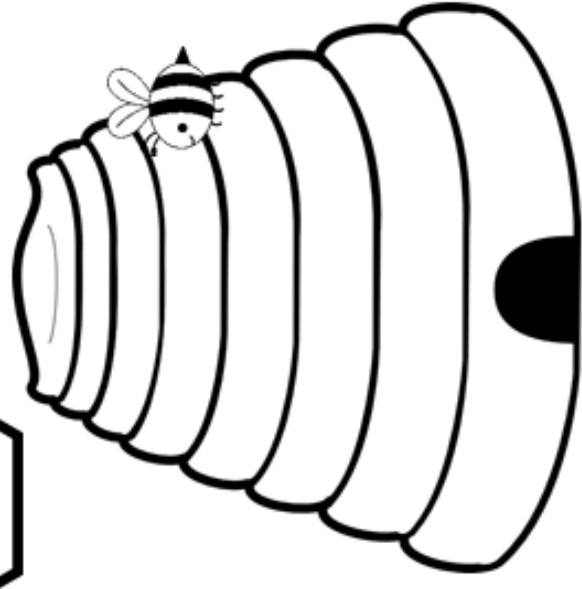




14) Double 5 =

15) Double 3 =

16) Double 11 =

17) Double 4 =

18) Double 6 =



DOUBLE TROUBLE (0-12)

One student is the bees and one is the hexagons. Roll two six sided dice, add the numbers and then double that number, cover that number with a counter. If the number is already covered, you have to wait until your next turn. The first player to cover all their numbers wins!

A decorative border of smiley faces on a diamond-patterned background. The border consists of 20 smiley faces arranged in a rectangular frame. The top and bottom edges each have 6 smiley faces, and the left and right edges each have 4 smiley faces. The background is a dense, repeating diamond pattern.

ENGLISH



Verbs


Verbs are doing, being and having words.
They are words that show "action".

Colour the verbs below:



Circle the verb in each sentence:

- They are going to play a game of cricket.
- Mary skipped all the way to school.
- Tim wrote letters to his cousin.
- I eat fruit and vegetables everyday.
- We walk to the playground after school.



Write a sentence to match the picture.
Make sure it includes a verb:



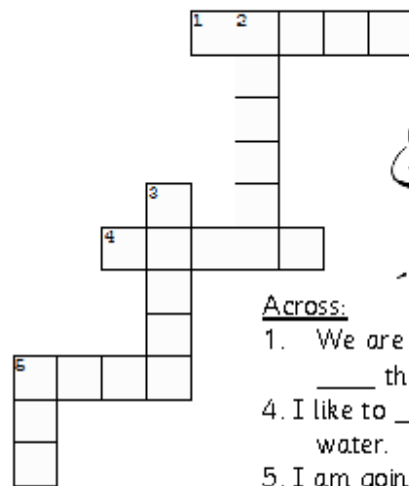








Complete the crossword:



Across:

- We are going to _____ the tree.
- I like to _____ a lot of water.
- I am going to _____ my bike to school.

Down:

- In class we _____ to the teacher.
- The ball _____ the window.
- In sport, I can run really fast.

Verb Hunt

An verb is an action,
thinking or saying word.

Find the verbs and write them on the lines below.

B	W	V	T	H	I	N	K	X	C	A	T
S	O	P	L	U	G	C	L	I	M	B	A
T	N	Z	F	U	N	N	Y	F	A	N	P
A	D	P	L	A	Y	L	G	I	V	E	E
N	E	S	I	X	F	A	F	S	V	X	C
D	R	S	U	N	A	U	R	A	M	H	R
T	R	A	I	N	L	G	O	D	A	E	Y
S	W	I	M	E	L	H	G	Z	N	A	W
C	R	A	B	T	V	F	A	C	E	R	T
D	R	I	N	K	Q	T	A	K	E	Q	E
Z	X	Q	U	I	C	K	L	Y	Z	X	N
S	M	I	L	E	B	U	T	H	A	V	E

stand

fall

take

swim

laugh

have

drink

climb

cry

smile

give

think

play

hear

wonder



Name: _____

Nouns and Verbs

Use the words below to complete the sentences.

laugh	cat	want	jump	doll	neighbour	go	shirt	swim	river
eat	cleans	oranges	know	moon	bake	zoo	plays	bats	pupils

Each of these sentences is missing a **noun**.

1. The children are going to the _____.
2. The _____ are in the classroom now.
3. Tom is wearing a blue _____ today.
4. _____ sleep during the day.
5. Tom forgot to feed his _____ yesterday.
6. Sally wants a _____ for Christmas.
7. We can see a full _____ tonight.
8. I like sweet and juicy _____.
9. My _____ is a kind man.
10. Tom jumped into the _____ to save Jane.

Each of these sentences is missing a **verb**.

1. John _____ his room every day.
2. My mother loves to _____ cakes.
3. She can _____ very fast in the pool.
4. The boys _____ over the fence.
5. The clown is making the girls _____.
6. Do you _____ how to cook?
7. Peter does not want to _____ to school.
8. Janice _____ the piano well.
9. They _____ to play football later.
10. My brother does not like to _____ fish.



Nouns and Verbs

Name: _____

Use the words below to complete the sentences and decide whether it is a noun or a verb.

rises

water

contains

break

banana

lake

island

wear

know

likes

borrow

turn

win

park

cake

bee

summer

teacher

sleep

apples

- The monkey is eating a _____ (noun /verb).
- It gets very hot during the _____ (noun/verb).
- The sun _____ in the east (noun/verb).
- The girls are playing in the _____ (noun/verb).
- My mother bought some red and juicy _____ (noun/verb).
- I can't decide which shirt to _____ (noun/verb).
- This box _____ (noun/verb) all his toys.
- He doesn't like to _____ (noun/verb) money from others.
- John and Peter are swimming in the _____ (noun/verb).
- His mother baked him a birthday _____ (noun/verb).

- Polly is boiling _____ (noun/verb) to make tea.
- Did you _____ well (noun/verb) last night?
- Sally _____ (noun/verb) to play the piano.
- Who do you think will _____ (noun/verb) this game?
- Tasmania is an _____ (noun/verb) southeast of Australia.
- It is cold here. Please _____ (noun/verb) off the fan.
- Do you _____ (noun/verb) how to swim?
- Poor Billy was stung by the _____ (noun/verb).
- The _____ (noun/verb) told the students a funny story.
- Be careful. Try not to _____ (noun/verb) these plates.



Farming For Verbs

- A Game Of Identifying Verbs-

1. Roll a die.
2. Count forward that number of spaces.
3. Say the word in that space. Is it a verb?
If correct, move your counter to that space.
If not, stay on your space.



Finish

START

Teach THIS



Name: _____

Syllable Sort

1 syllable words

2 syllable words

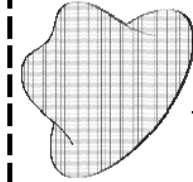
3 syllable words



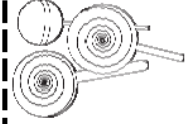
aeroplane



shell



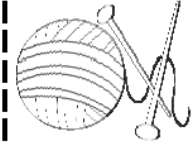
hat



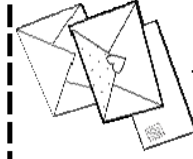
lollipop



pirate



yarn



envelope



rainbow



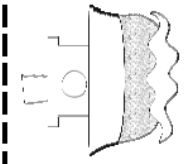
monkey



octopus



wombat



ship



Syllables - Practise



Practice breaking these words in to syllables.

1. farmer

2. mice

3. paper

4. elephant

5. dog

6. sister


7. yellow

8. car





9. lesson



Read these animal's names. How many syllables do you hear?



3





Name: _____

Syllable Word Sort

flower

mouse

house

sunshine

dingo

rhinoceros

frog

watermelon

water

afternoon

candle

thumb

funny

calculator

pencil

horseshoe

desk

invitation

nose

butterfly

February

avocado

jump

sailboat

One Syllable

Two Syllables







Three Syllables


Four Syllables

Roll-A-Story



Roll a single dice three times to mix and match the parts of the story:
 Roll 1 = Character, Roll 2 = Setting, Roll 3 = Problem

Roll	Character	Setting	Problem
	A beautiful princess	In a faraway galaxy	Gets eaten by...
	An angry alien	In a haunted castle	Turns into a frog...
	A crazy wizard	In a magical forest	Finds a talking horse...
	A friendly dinosaur	On a huge ship	Falls into the ocean...
	A big, bad wolf	In a small cottage	Meets a mean monster...
	An evil witch	On another planet	Loses a key...



ACTIVE ANIMALS

Glue the adjectives and verbs in their places.

Teach **THIS**

Adjective

Noun

Verb

The



snake

The



lion

The




monkey

The



parrot

The



horse

The



mouse

climbed

squeaked

colourful

prowled

hissed

galloped

tiny


squawked

cheeky

fierce

deadly

gentle



COMPOUND WORDS

A compound word is made up of two words, that come together to make one new word.

Colour the compound words below:

starfish crossroad needle friend

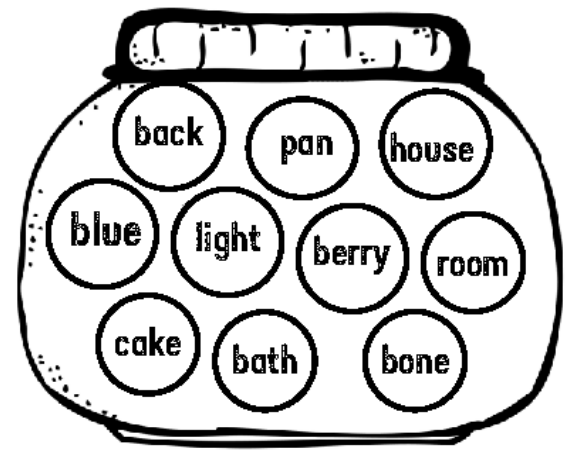
afternoon earthquake lunch

silver basketball skipping spaceship

Write the compound word in each sentence:

- We saw a starfish in the sand. _____
- I packed the toothpaste. _____
- Dad likes to read the newspaper. _____
- The airport was really busy. _____
- I play soccer on the weekend. _____
- My bed time is 7:30 pm. _____

Colour the words to make compound words:



Match the words to form compound words:


butter -	- coat
foot -	- fish
moon -	- brush
jelly -	- fly
rain -	- ball
tooth -	- light

Find the words you matched in the word search. There are two extra words to find too. Write the words as you find them on the lines.

J	G	H	U	U	B	X	X	G	O	T	D
F	R	S	D	Q	Y	J	Y	W	A	M	D
L	L	L	L	B	F	J	Z	O	B	I	V
L	L	R	I	X	P	U	C	Y	G	A	N
Y	A	B	M	O	O	N	L	I	G	H	T
F	R	H	N	A	T	F	Z	F	X	M	D
I	T	T	K	A	R	F	W	V	V	W	R
S	O	O	R	E	T	K	O	T	J	L	F
H	O	O	T	S	U	N	S	H	T	N	F
S	F	T	V	F	Q	E	C	R	K	U	G
O	U	C	E	Z	N	G	X	M	R	Y	O
B	K	O	O	R	Y	R	O	T	S	P	M



Compound Words



Cut out the words at the bottom of the page and paste into the spaces to form compound words.

--	--

--	--

--	--

--	--

--	--

--	--


--	--

--	--

--	--

© TeachThisWorksheet.com

bell	pot	coat	jelly	earth	saw	rain	box	news
ball	money	foot	see	door	worm	tea	paper	fish

The image features a decorative border of smiley faces on a diamond-patterned background. The border consists of a horizontal row of six smiley faces at the top, a horizontal row of six at the bottom, and vertical columns of five smiley faces on both the left and right sides. The smiley faces are simple line drawings with two dots for eyes and a curved line for a mouth. The background is a repeating diamond or lattice pattern.

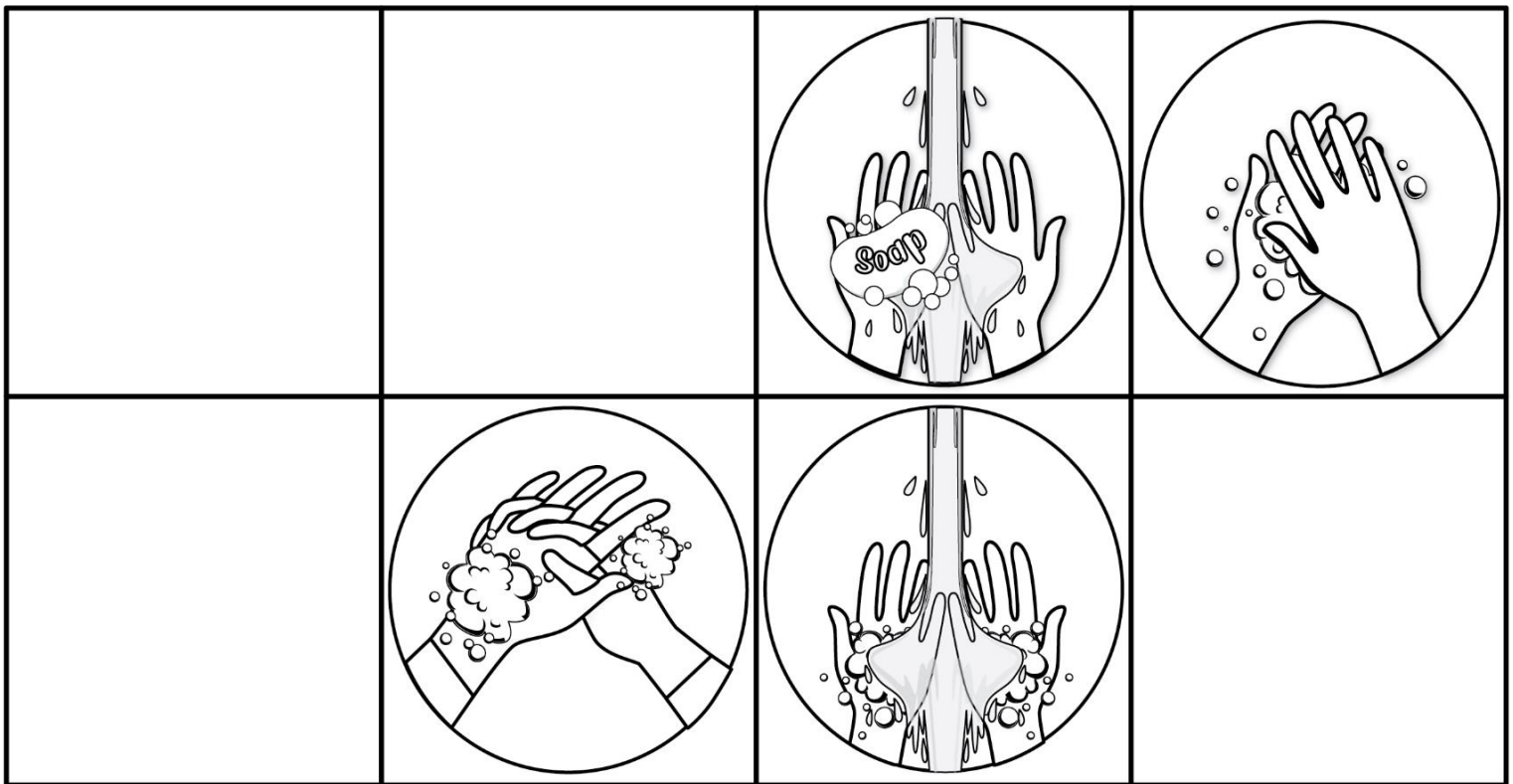
OTHER KEY LEARNING AREAS



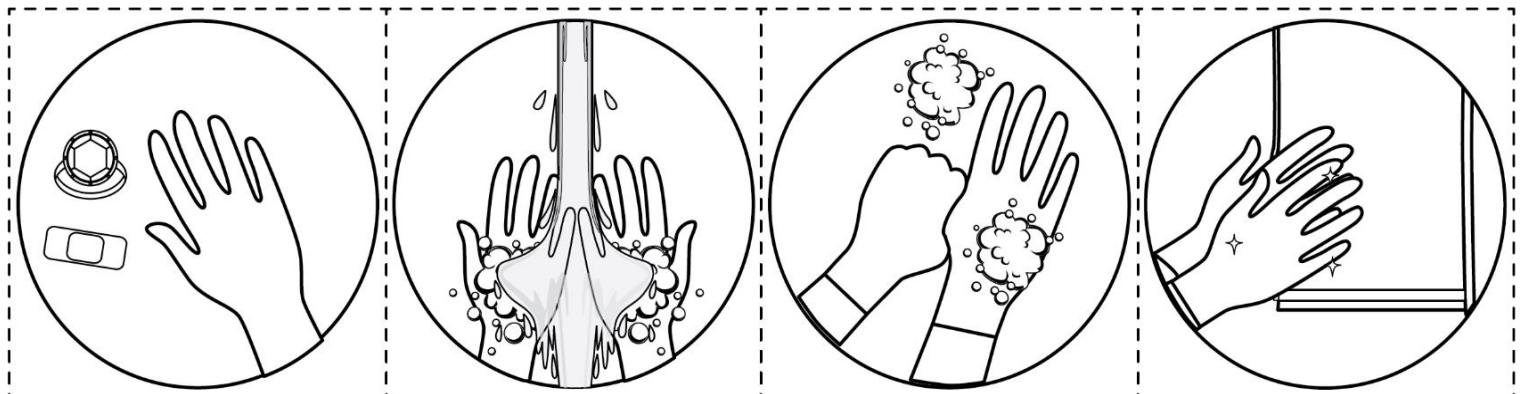
Hand Washing Procedure

Name: _____

Colour, cut and glue the image in the box.



Teach **THIS**

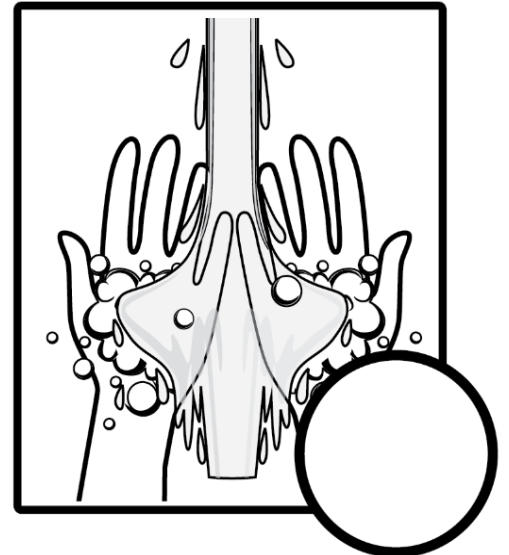



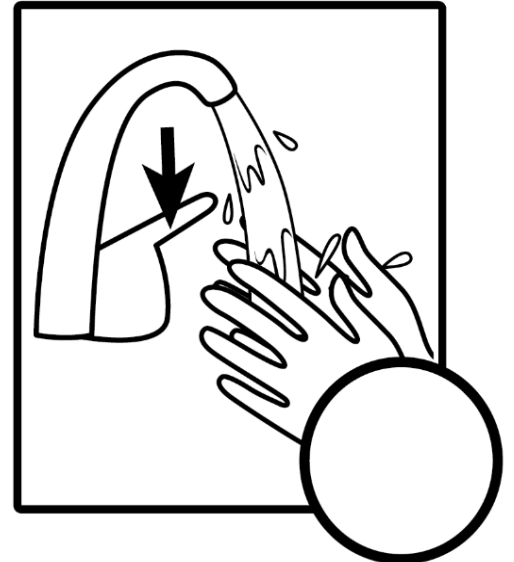



How to wash your Hands

Number each picture in the correct order.

Name: _____

Teach **THIS**

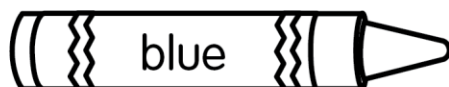


Safe and Unsafe Items to Share

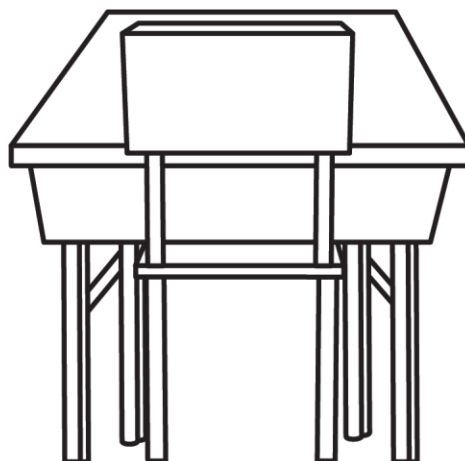




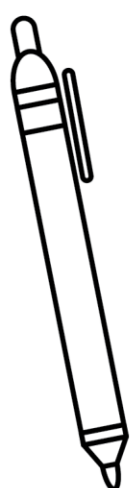
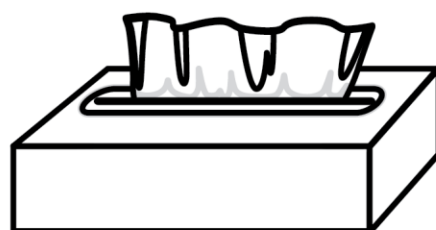

Name: _____

Teach **THIS**

safe items to share



unsafe items to share



Good and Bad Hygiene Habits

Cut and glue the images in the correct section.

Name: _____

Teach **THIS**



Good



Bad



Leaving the bathroom without washing your hands

Washing hands throughout the day



Covering your mouth when you cough or sneeze



Brushing your teeth each morning and night




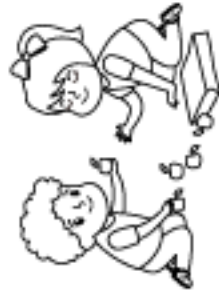
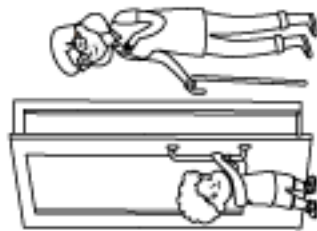
Picking your nose

Spitting or spraying your saliva onto others



NAUGHTY OR NICE SORTING CARDS

Teach **THIS**



Close Contact vs. Social Distance Greetings

Sort each picture in the correct section.

Name: _____




Close Contact Greetings

Social Distance Greetings


--	--

--	--



foot
tap

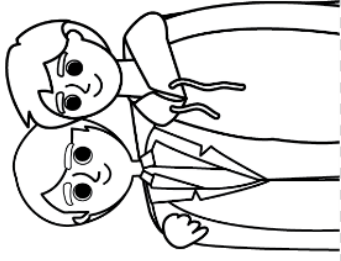
kisses




waving




hugs



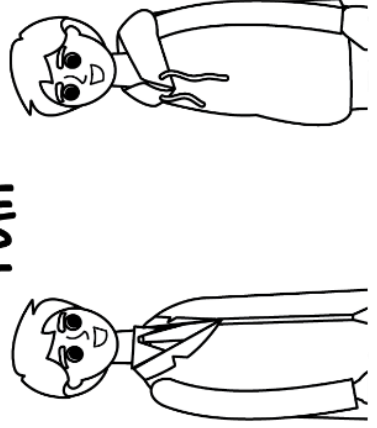
elbow
tap



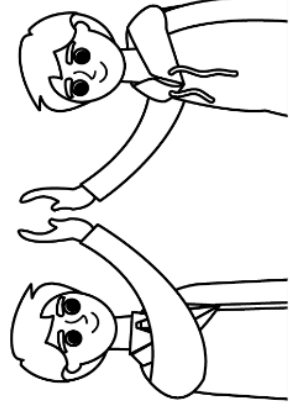
hand shakes




talk



high fives







Name: _____

Alphabet Detective

What can you spot in your location?? Find something that begins with each letter, and write or draw it in the box.		Aa	Bb
Cc	Dd	Ee	Ff
Gg	Hh	Ii	Jj
Kk	Ll	Mm	Nn
Oo	Pp	Qq	Rr
Ss	Tt	Uu	Vv
Ww	Xx	Yy	Zz

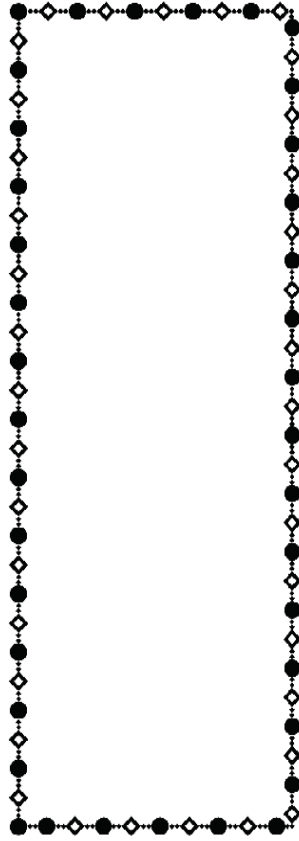
A Book About Me

A Book About Me



Teach MEIS


I am _____ years old.



There are _____ people in my family.

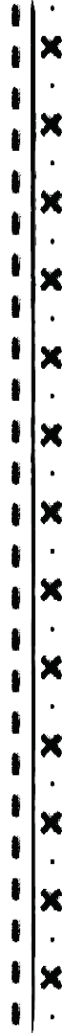
Teach MEIS

- red
- yellow
- pink
- green
- purple
- orange
- blue



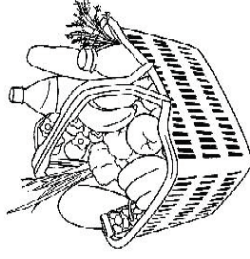
Teach MEIS

My favourite colour is _____.



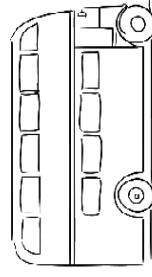
Teach MEIS

My favourite sport is _____.



Teach MEIS

My favourite food is _____.



bus



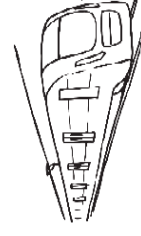
car



bike walking



train

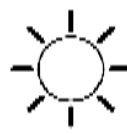


I go to school each day by _____.

Record the Weather

Observe the weather.

Draw the matching picture.



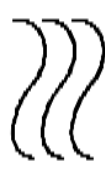
sunny



rainy



cloudy



windy



stormy



snowy

Week 1

Week 2

Week 3

Week 4

Week 5

	Monday	Tuesday	Wednesday	Thursday	Friday
Week 1					
Week 2					
Week 3					
Week 4					
Week 5					

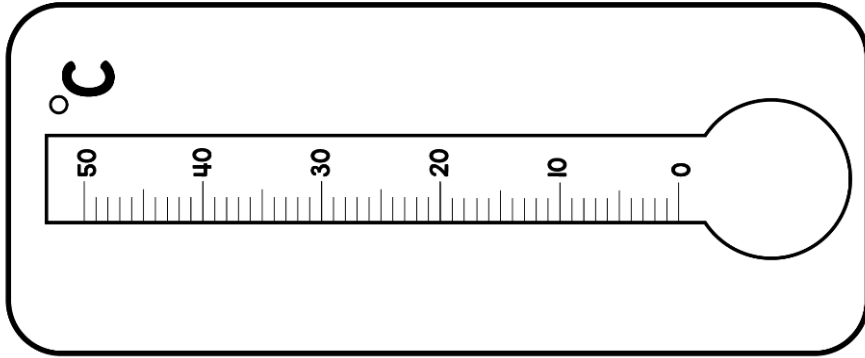
Date: _____
 Day: _____
 Month: _____
 Time: _____

Date: _____
 Day: _____
 Month: _____
 Time: _____

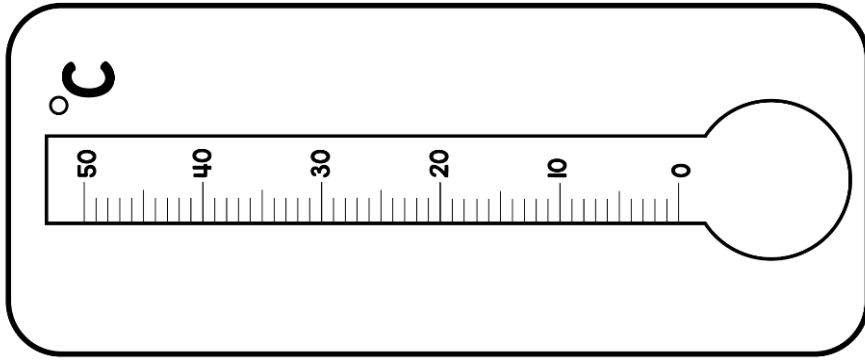

Date: _____
 Day: _____
 Month: _____
 Time: _____

Date: _____
 Day: _____
 Month: _____
 Time: _____

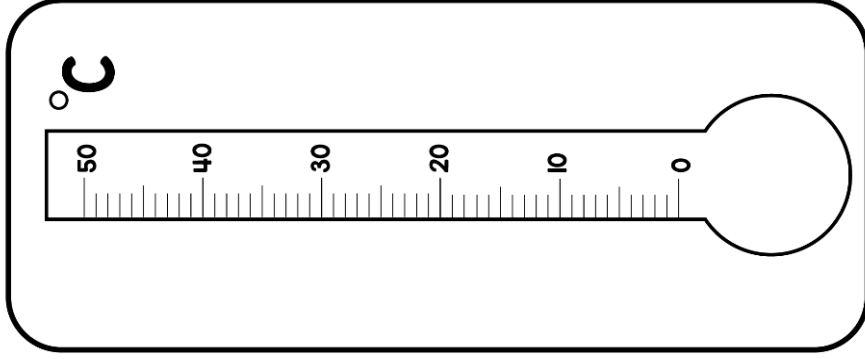

Date: _____
 Day: _____
 Month: _____
 Time: _____



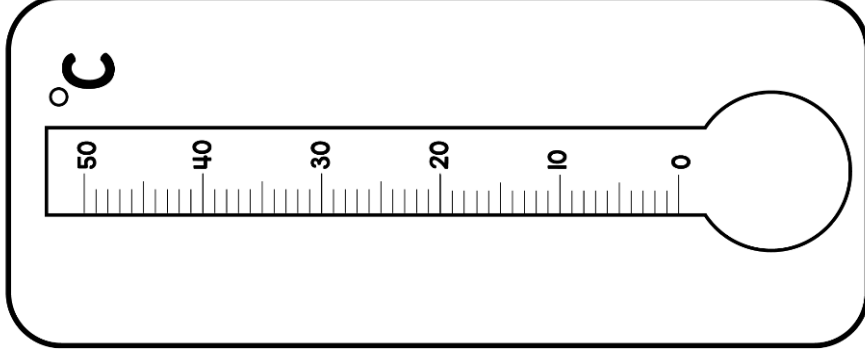

_____ °C



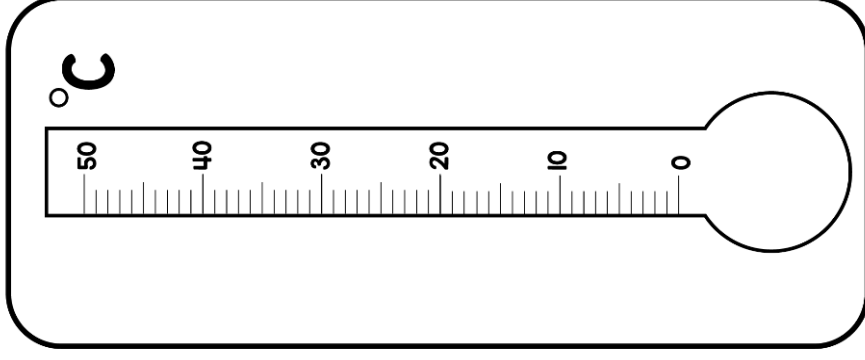

_____ °C




_____ °C



_____ °C



_____ °C










Push and Pull

Cut out each of the pictures below. Decide whether the force displayed is a push or pull force. Glue pictures in the correct column.

Push

Pull

Teach 



Push and Pull

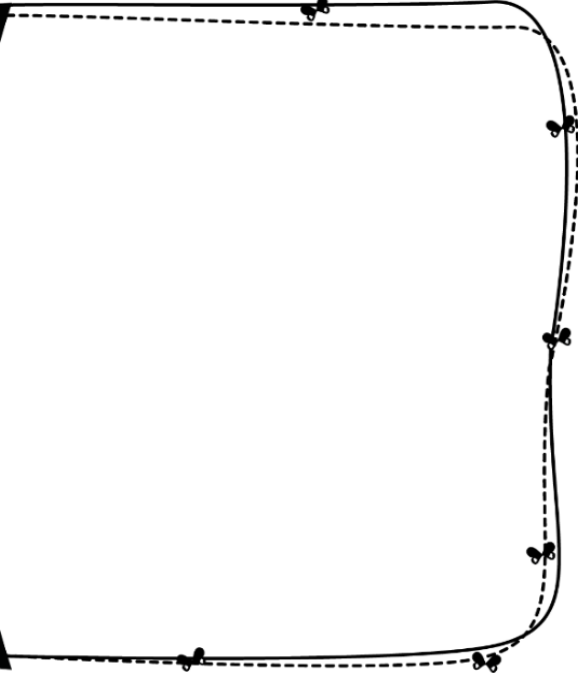

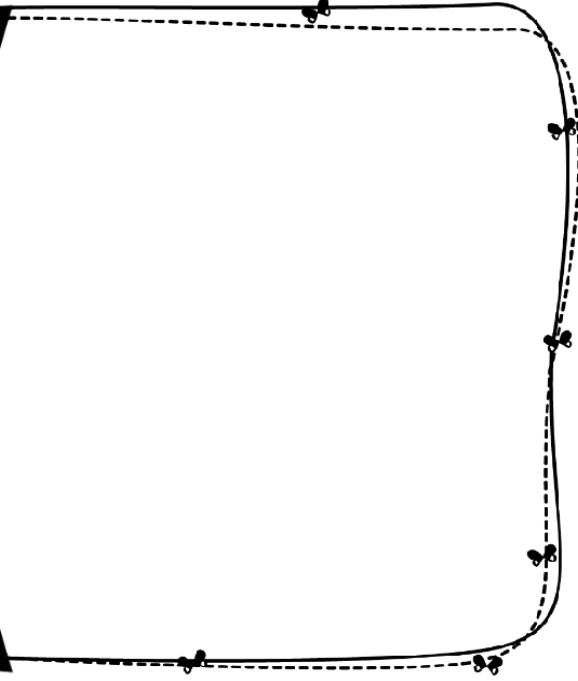
Teach THIS

Glue the pictures in the correct box.




push

pull

push and pull





Write a sentence about push or pull.



Push and Pull Wordsearch


Name : _____ Date : _____

G V X
 H E A V Y K L Y Z
 C R A W C A L C U L A T E
 Z I G B A D I F F I C U L T I J J
 O O V L G F Y F H D K T A B N Z B Z W
 J T G E Y R W Y O K F K J P D A T A E S R
 B F E U P A C D R Q R N E W T O N V C V A
 R A D X M R V U X C R P R E D I C T I O N S I
 T P U P E K I E Z E A X D R V T U S E B H T I
 R V U O E Z W T N P L I O P U S H Y Q C J W R I Y
 G M W N R M Z Y M B R K N V U F H J H N D G O A A
 N M I O I L O L J C D B S P J P T S L G E H N W H
 T W G W D M I D O U G H T H L J Z I Q O P O M A G A X
 I N I Z I E G I V N T G C W D I S C O V E R Y U E G D
 E R Y V R N H H P J K T G Y A E C C W E I G H T I V C
 P O J E T T D S H E B P V H D E S I G N W A D A Z
 F Z A C O R A T R Y M G T Q I W I P Y M A S S E Y
 W L T T Y S N T S A S O B S E R V A T I O N R G S
 Z L I D Q S E R C P I O F U X R H Z N G K K M
 E Z O V U W C M Y I P C A C M O V E M E N T E
 N N X A E X H T K E R I A P P L E O K G F
 F E K S R S H A P E N I S A A C Q X L T V
 F R H P L A Y L B J C A T P G P H K Q
 A G J F X U D S A F E P L A N E T
 Y G R N R E A R T H K X U
 B P U L L Y K O R
 R N J




- | | | | | |
|-----------|-----------|-------------|------------|-----------|
| physics | apple | squash | prediction | planet |
| physicist | push | design | hypothesis | weight |
| force | pull | engineer | data | mass |
| movement | direction | science | ruler | astronaut |
| gravity | energy | Play Dough | toy | heavy |
| Isaac | shape | experiment | ramp | light |
| Newton | stretch | observation | calculate | earth |
| moon | answer | difficult | discovery | |

Australian ABC



List and draw
Australian places.



Aa

Bb



Cc

Dd

Ee

Ff

Gg

Hh



Ii

Jj

Kk




Ll

Mm

Nn

Oo

Pp




Qq

Rr

Ss

Tt

Uu



Vv

Ww

Xx

Yy

Zz

Xantippe

Where is Xantippe? Search the internet to find the answer.

Teach **THIS**

