



A black and white line drawing of a tablet computer. The tablet is the central focus, with various school supplies arranged around it. At the top left, a pencil with stars on its eraser is positioned diagonally. At the top right, a marker is shown. On the right side, a pencil stands vertically. At the bottom left, a ruler and another pencil are visible. At the bottom right, there is an illustration of a book. The tablet screen displays the text 'YEAR 4' in large, bold, outlined letters, and 'Activity Pack' in a banner below it. In the center of the screen, there is a rounded rectangular box with two horizontal lines inside, suggesting a space for a name or subject. The tablet has a circular home button at the bottom center and a small dot at the top center.

# YEAR 4


## Activity Pack

# My Reward Chart



GOOD JOB							
Monday	Star	Star	Star	Star	Star	Star	Star
Tuesday	Star	Star	Star	Star	Star	Star	Star
Wednesday	Star	Star	Star	Star	Star	Star	Star
Thursday	Star	Star	Star	Star	Star	Star	Star
Friday	Star	Star	Star	Star	Star	Star	Star
Saturday	Star	Star	Star	Star	Star	Star	Star
Sunday	Star	Star	Star	Star	Star	Star	Star
[Empty boxes for notes]							



The image features a repeating zigzag pattern of black lines on a white background. A border of smiley faces is drawn over this pattern, consisting of 20 faces arranged in a rectangular frame. The word "MATHEMATICS" is centered in the middle of the page in a large, bold, outlined font.

# MATHEMATICS



Name: \_\_\_\_\_

# Which is Larger?

## Comparing Numbers

We can use  $<$   $>$  and  $=$  to decide which number is bigger, smaller or the same as another number.

Remember the crocodile always eats the bigger number!



We use these symbols to compare numbers:

<b>=</b>	We use the 'equals' symbol to show when two values are equal. Example: $2 = 2$ (two is equal to two)
<b>&lt;</b>	But if one value is smaller than another, we can use a "less than" sign. Example: $3 < 5$ (3 is less than 5)
<b>&gt;</b>	And if one value is bigger than another, we can use a "greater than" sign. Example: $7 > 3$ (7 is greater than 3)

To remember which way around the " $<$ " and " $>$ " signs go, just remember:

- BIG  $>$  small
- small  $<$  BIG

**Remember the crocodile always likes to eat the bigger number!**



**Which number is largest?**

32 456  25 023

22 468  22 660


212 814  215 814

44 991  43 991


23 468  22 112

406 404  406 608

72 591  73 201



Name: \_\_\_\_\_



# Croco Troppo

This game will help you to practise finding the larger number.

You will need a dice and ten different coloured counters for each player. Players put their counters on start. Player 1 rolls the dice and moves that number of spaces on the board. The player must decide which number is bigger on that square. If they get the answer right, they can collect one of their counters. If they are wrong, they must put one of their counters back. Player 2 has their turn and the game continues until both players cross the finish line. The player with the most counters wins.

The game board is a large rounded rectangle containing the following elements:

- START**: A hexagon with a downward-pointing arrow.
- FINISH**: A star with the word "FINISH" inside.
- Counters**: Ten rounded rectangles, each containing two numbers separated by "or".
  - 45 689 or 45 337
  - 65 212 or 65 778
  - 11 433 or 12 455
  - 123 807 or 123 017
  - 16 348 or 16 732
  - 10 090 or 10 323
  - 7899 or 8799
  - 12 113 or 21 331
  - 45 632 or 43 221
  - 21 786 or 21 876
  - 45 67 or 47 67
  - 56 123 or 56 213
  - 96 114 or 96 414
  - 37 203 or 37 230
- Start and End Markers**: A square with an upward-pointing arrow at the bottom right and a crocodile illustration in the middle right.



## Which is the larger number?



Put the correct symbols in to make these number sentences correct:

36 112	36159	45 211	89 333	32 077	11 123	23 456	15 864	11 011	11 110
89 234	87 445	15 099	15 990	3208	3207	1235	1325	3798	3798
4556	6554	10 887	10 788	1576	3256	5671	4571	6660	6606

John has rushed his maths homework and made some mistakes. Can you mark it for him? Make sure you fix up his mistakes (in another colour) so he knows where he went wrong!



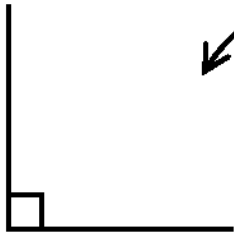
3612 > 7818	10 901 < 10 019	9767 < 1312	45 678 > 45 786	56 091 > 68 910
1000 = 1000	57 786 > 50 867	3563 < 5023	574 < 563	23 112 < 23 211
45 991 > 45 119	4566 = 4565	58 113 > 54 411	3452 < 6071	34 221 > 34112

Put the correct symbols in to make these number sentences correct:

13 + 16	17 + 12	20 + 4	24 + 2	100 + 6	74 + 3	51 + 6	55 + 2
43 + 6	55 - 6	13 + 6	17 + 12	32 + 6	17 + 12	30 + 60	79 + 2
33 - 2	37 - 6	63 - 6	65 - 4	14 - 6	19 - 9	50 + 50	70 + 30
35 - 12	21 + 3	73 + 8	78 - 2	55 - 12	37 + 7	46 + 20	80 - 20



# Right-angles

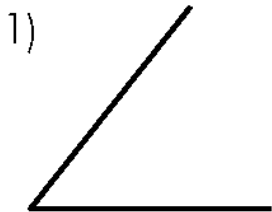


This is a right-angle. A right angle is formed when a straight vertical line meets a straight horizontal line.

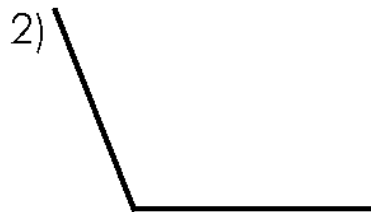
Right-angles equal  $90^\circ$ . You can check this with a protractor. The little square, where the vertical and horizontal lines meet, is a symbol used to tell you that this angle is a right-angle and equals  $90^\circ$ . It won't always be there though so you need to check.

Answer the following questions about right-angles.


Are they greater than, smaller than or equal to the size of a right-angle?



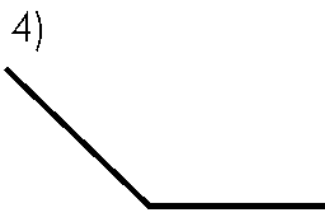
- a) Smaller than
- b) Greater than
- c) Equal to



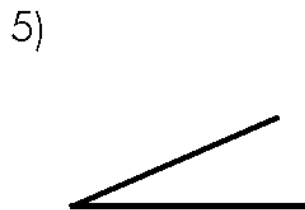
- a) Smaller than
- b) Greater than
- c) Equal to



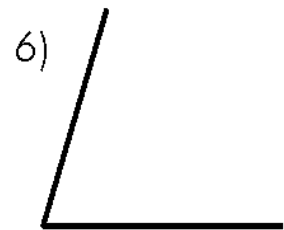
- a) Smaller than
- b) Greater than
- c) Equal to




- a) Smaller than
- b) Greater than
- c) Equal to



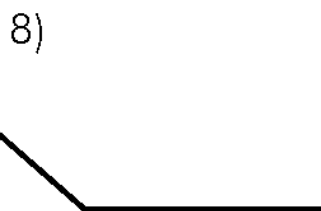
- a) Smaller than
- b) Greater than
- c) Equal to



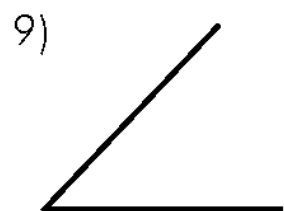
- a) Smaller than
- b) Greater than
- c) Equal to



- a) Smaller than
- b) Greater than
- c) Equal to



- a) Smaller than
- b) Greater than
- c) Equal to

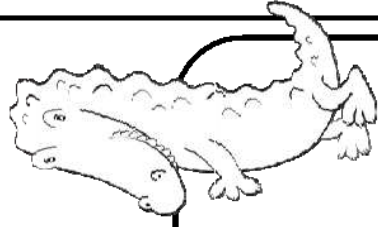


- a) Smaller than
- b) Greater than
- c) Equal to

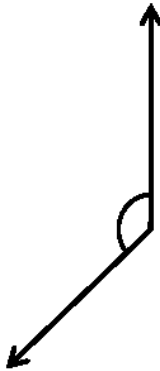
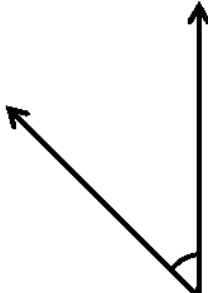




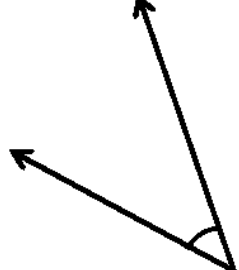
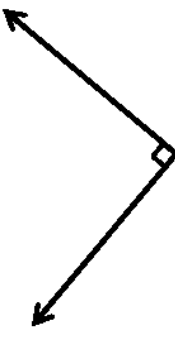




# Looking at Angles



Identify these angles as greater than, equal to, or less than a right angle.

-   
1.  greater than a right angle  
 equal to a right angle  
 less than a right angle
-   
2.  greater than a right angle  
 equal to a right angle  
 less than a right angle
-   
3.  greater than a right angle  
 equal to a right angle  
 less than a right angle
-   
4.  greater than a right angle  
 equal to a right angle  
 less than a right angle
-   
5.  greater than a right angle  
 equal to a right angle  
 less than a right angle
-   
6.  greater than a right angle  
 equal to a right angle  
 less than a right angle
-   
7.  greater than a right angle  
 equal to a right angle  
 less than a right angle
-   
8.  greater than a right angle  
 equal to a right angle  
 less than a right angle

# PLACE VALUE PRACTICE TO 10 000

Sort these numbers into place value columns

1234			
Thousands	Hundreds	Tens	Ones

4321			
Thousands	Hundreds	Tens	Ones

1054			
Thousands	Hundreds	Tens	Ones

1504			
Thousands	Hundreds	Tens	Ones

1000			
Thousands	Hundreds	Tens	Ones

1001			
Thousands	Hundreds	Tens	Ones

16			
Thousands	Hundreds	Tens	Ones

1606			
Thousands	Hundreds	Tens	Ones

9050			
Thousands	Hundreds	Tens	Ones

6048			
Thousands	Hundreds	Tens	Ones

**START**

**Swap places with another player.**

**24.** What is the value of 1?

**4.** What house is the 7 in?

**10.** What number does the 1 represent?

**Swap places with another player.**

**15.** What house is the 6 in?

**13.** What is the value of 5?

**18.** What number does the 4 represent?

**12.** What is the value of 4?

**14.** What house is the 2 in?

**21.** What is the value of 1?

**19.** What is the value of 8?

**25.** What is the value of 8?

**8.** What house is the 0 in?

**2.** What number does the 2 represent?

# Place Value Pick

<b>1.</b> 15 067	<b>2.</b> 24 610	<b>3.</b> 37 813	<b>4.</b> 47 239	<b>5.</b> 50 203
<b>6.</b> 97 342	<b>7.</b> 76 134	<b>8.</b> 85 061	<b>9.</b> 69 473	<b>10.</b> 98 681
<b>11.</b> 56 704	<b>12.</b> 84 012	<b>13.</b> 75 083	<b>14.</b> 94 672	<b>15.</b> 37 069
<b>16.</b> 23 951	<b>17.</b> 13 798	<b>18.</b> 64 821	<b>19.</b> 68 192	<b>20.</b> 74 130
<b>21.</b> 50 147	<b>22.</b> 70 215	<b>23.</b> 26 130	<b>24.</b> 13 647	<b>25.</b> 87 415

- Roll a die and move that many spaces around the board.
- When you land on a space, read the question aloud.
- Find and read aloud the matching number in the centre grid.
- Say the answer. If correct, place a counter on that space on the grid.
- The winner is the first player with 4 spaces covered in a row.
- If the space already has a counter on it, answer the question and place your counter over the existing counter. Both your counter and the existing counter can be used to form 4 in a row.
- The winner is the first player with 4 spaces covered in a row.

Teach THIS

**Swap places with another player.**

**17.** What is the value of 3?

**20.** What is the value of 7?

**3.** What number does the 1 represent?

**Swap places with another player.**

**9.** What house is the 3 in?

**11.** What number does the 7 represent?

**5.** What number does the 2 represent?

**23.** What is the value of 1?

**7.** What number does the 4 represent?

**1.** What is the value of 7?

**22.** What is the value of 0?

**16.** What number does the 2 represent?

**6.** What is the value of 7?

# PLACE VALUE MATCHING

Match each number on the left with its pair on the right.

84 054

96 003

48 100

66 915

77 030

62 001

10 0001

Sixty-two thousand and one

Forty-eight thousand + 100

$80\ 000 + 4\ 000 + 54$

Ninety-six thousand and three

Seventy seven groups of thousands and 3 groups of ten

1 group of ten thousand and 1

Sixty-six thousand, nine hundred and fifteen



Name: \_\_\_\_\_



# Goanna's

## Tricky Times Tables

Year 4

red  
 $5 \times 3 =$

brown  
 $6 \times 4 =$

yellow  
 $8 \times 2 =$

black  
 $9 \times 5 =$

blue  
 $5 \times 7 =$

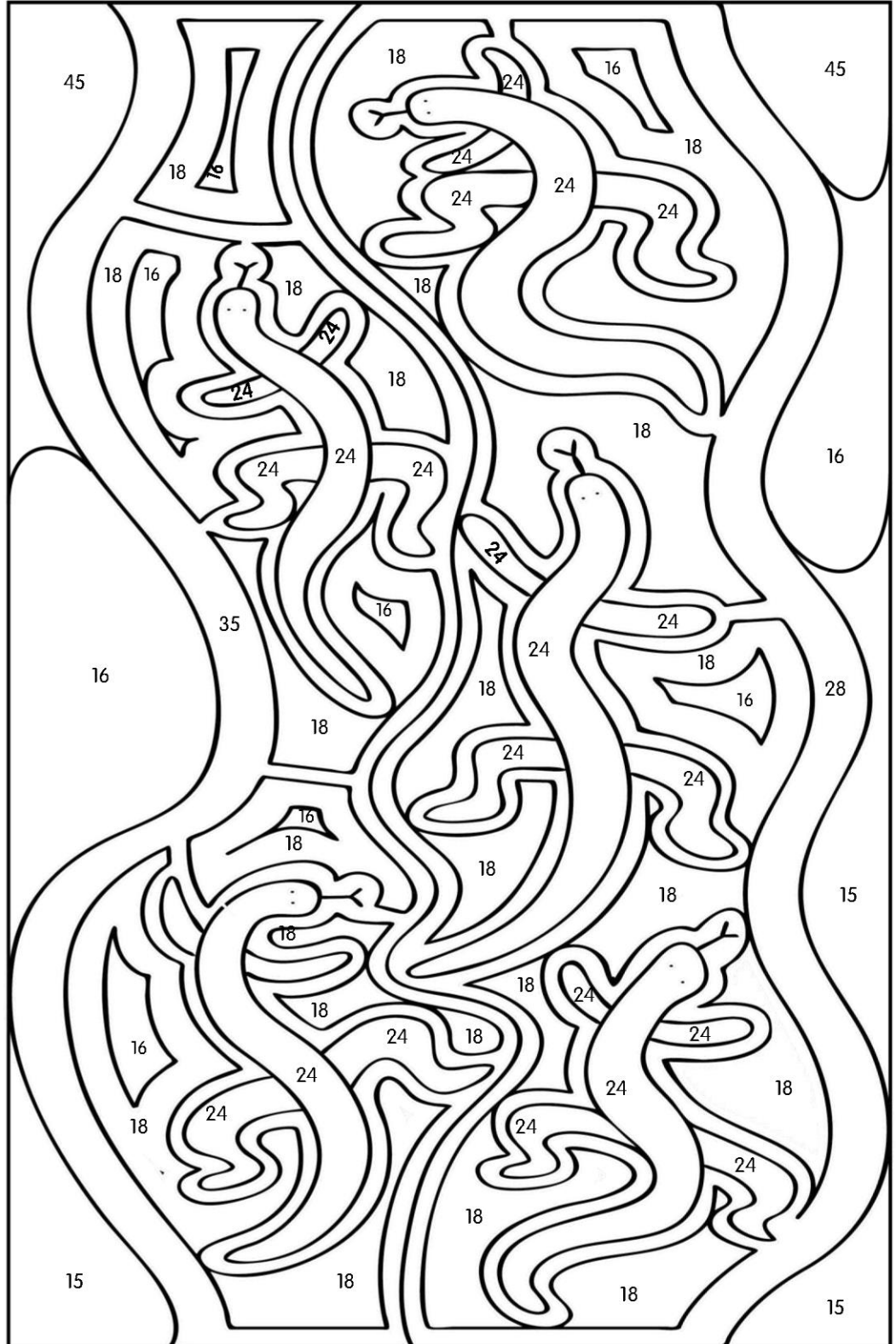
orange  
 $6 \times 3 =$

green  
 $7 \times 4 =$

brown  
 $8 \times 3 =$

yellow  
 $4 \times 4 =$

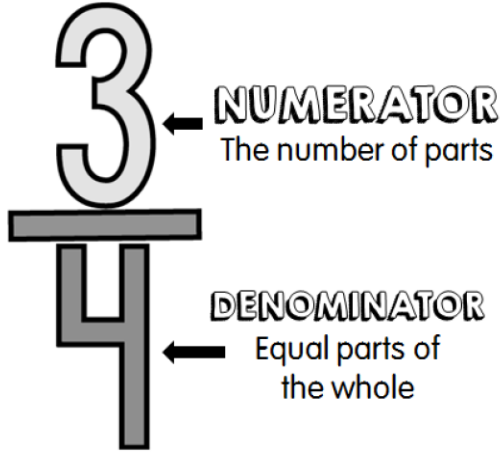
orange  
 $9 \times 2 =$



# What fraction is shaded?

## What is a fraction?

Fractions show equal parts of a whole.




We can represent fractions using pictures. The shaded part is the numerator and the total number of parts in the fraction is the denominator.

## What fraction is shaded?

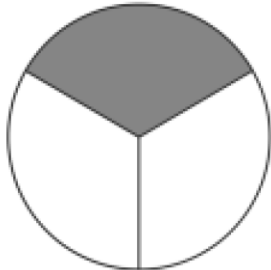

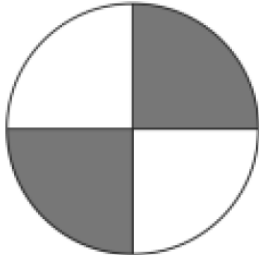

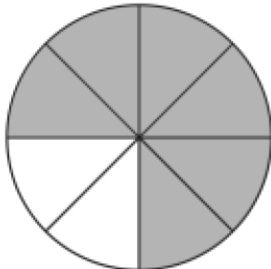

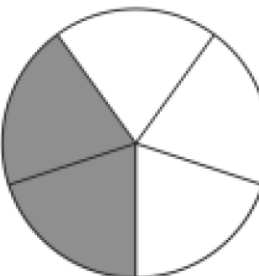

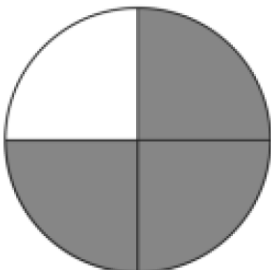

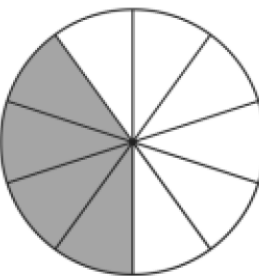

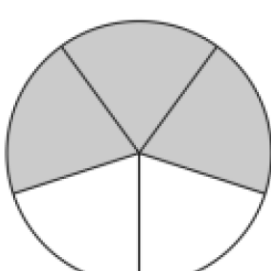

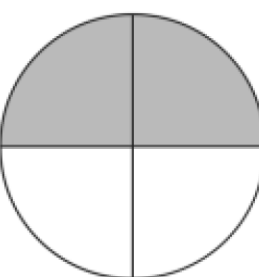

Look at each fraction and write the fraction that is shaded in the box.


<div style="border: 1px dashed black; width: 80px; height: 80px; margin-left: 20px;"></div>	<div style="border: 1px dashed black; width: 80px; height: 80px; margin-left: 20px;"></div>
<div style="border: 1px dashed black; width: 80px; height: 80px; margin-left: 20px;"></div>	<div style="border: 1px dashed black; width: 80px; height: 80px; margin-left: 20px;"></div>



Name: \_\_\_\_\_

**What fraction is shaded? Write the fraction in the box.**



Three-quarters or three-sixths?

\_\_\_\_\_



Six-eighths or two-sevenths?

\_\_\_\_\_





# Fraction Fun!

Need: A dice and coloured counters for each player

Place your counters on the start line. Take turns rolling the dice and moving that number of spaces on the board. When you land on a fraction, you must match it with the same fraction in the middle of the board and then place your counter on the circle. If you can't cover a circle, you miss that turn. Take turns rolling and moving around the board until all the counters are covered in the middle. The person with the most counters covered at the end is the winner!

The board consists of a central 6x4 grid of circles, each containing a fraction. The board is surrounded by a track of 28 circles, each with a different fraction shaded. A 'START' line is marked on the right side of the track.

$\frac{1}{3}$	$\frac{2}{3}$	$\frac{2}{4}$	$\frac{2}{6}$
$\frac{6}{8}$	$\frac{2}{5}$	$\frac{1}{2}$	$\frac{1}{3}$
$\frac{4}{6}$	$\frac{4}{8}$	$\frac{1}{4}$	$\frac{3}{6}$
$\frac{2}{3}$	$\frac{3}{4}$	$\frac{2}{4}$	$\frac{2}{4}$
$\frac{4}{10}$	$\frac{2}{6}$	$\frac{4}{8}$	$\frac{3}{5}$
$\frac{3}{4}$	$\frac{3}{6}$	$\frac{2}{4}$	$\frac{6}{10}$

A decorative border of smiley faces on a zigzag background. The border consists of 20 smiley faces arranged in a rectangular shape. The top and bottom edges each have 6 smiley faces, and the left and right edges each have 4 smiley faces. The background is a repeating zigzag pattern of black lines on a white background.

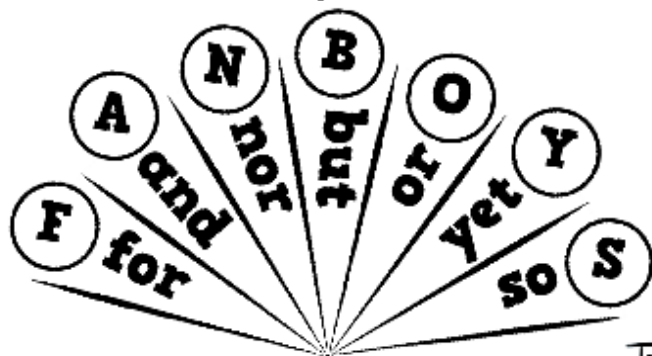
ENGLISH



# CONJUNCTIONS

Coordinating conjunctions join two independent clauses to make a compound sentence.

sentence  
+  
**FANBOYS**  
+  
sentence  
=  
compound sentence



Teach **THIS**

Choose a coordinating conjunction to complete each sentence.  
Then write it on the blank line.

1. He was not allowed to train, \_\_\_\_\_ he needed to let his knee rest after his injury.
2. I love eating ice-cream, \_\_\_\_\_ I also enjoy cake.
3. Sandy loved to play tennis, \_\_\_\_\_ she was nervous about getting injured.
4. Grandma was really tired, \_\_\_\_\_ she took a nap.
5. Jane had a lot of games to play, \_\_\_\_\_ she still felt bored.

Choose a coordinating conjunction to make the two sentences, one compound sentence and then rewrite the sentence on the line.

Marcus is quite shy. He still has many close friends.

\_\_\_\_\_

We waited for the train. It didn't show up.

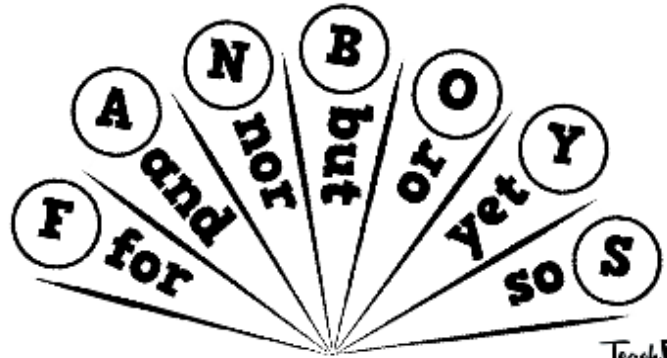
\_\_\_\_\_



# CONJUNCTIONS PRACTICE

Coordinating conjunctions join two independent clauses to make a compound sentence.

sentence  
+  
**FANBOYS**  
+  
sentence  
=  
compound sentence



Select the sentences and one conjunction to make five new compound sentences. Circle the conjunction in each new sentence.

NOTE: Be sure to put a comma before the conjunction.

The kitten was shivering.	I broke my pencil in half.
The rain was pouring.	We thoroughly enjoyed the adventure.
I couldn't finish my exam.	You should still be careful.
Dogs are usually friendly.	I wrapped it in a warm blanket.
I really don't like walking.	I ride my bike.
The holiday was expensive.	I enjoyed jumping in puddles.
Jan wanted to ride the rollercoaster.	She didn't have enough money.

1. \_\_\_\_\_
2. \_\_\_\_\_
3. \_\_\_\_\_
4. \_\_\_\_\_
5. \_\_\_\_\_

fast



they

for

over

until

we

before



shine



nor

me



shin



nor

Swap places with another player.



green



late

once

my

and



her

there



play

apple

so

either



with

or

mine

as



can

or

mine

see



with

or

mine

but

will



these

# Conjunction Castle

## - A Game Of Identifying Conjunctions -

1. Roll a die.
2. Count forward that number of spaces.
3. Read the word in that space. Is it a conjunction?  
If correct, move your counter to that space.  
If not, stay on your space.

START

FINISH




Teach Kids

# Articles - A, An or The?





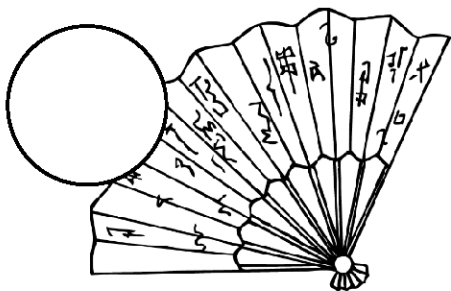
Circle the correct article (a/an/the) in each sentence:

1. John wanted to read a/an comic book.
2. The class went on a/an excursion.
3. He likes to read an/ the short stories.
4. Lisa put a/an apple in her lunch box.
5. The cat caught a/an mouse.
6. I saw a/an monkey at the zoo.
7. I quickly ate the/an cookies.
8. A/an oval is shaped like a/an egg.




Teach **THIS**

Write the correct article (a/an/the) beside each noun:



# Articles Practice

Teach **TEKS**



Complete the questions with a, an, or the correctly.  
Ask your teacher if you can not answer the questions:

1. Which country  
has \_\_\_\_ largest  
area of land?

2. How many toes  
does \_\_\_\_ dog  
have?

3. What would  
\_\_\_\_ American call  
a baby's nappy?

4. Which side of  
\_\_\_\_ ship is  
starboard?

5. Where would  
you find \_\_\_\_  
Dead Sea?

6. Name \_\_\_\_  
seventh planet  
from \_\_\_\_ Sun.

7. How many key  
are there on a  
standard piano?

8. Which number  
should you call for  
\_\_\_\_ ambulance?

9. Where would  
you find \_\_\_\_  
igloo?


10. What is \_\_\_\_  
largest mammal in  
the world?

11. What does  
\_\_\_\_ architect do  
for work?

12. What do you  
call \_\_\_\_ baby  
goat?



**START**



# Article Attraction 'a' or 'an'

1. Roll the die, and count forward that number of spaces.
2. Decide which article ('a' or 'an') belongs in front of the word.
3. If correct, place your counter on that space. If not, remain on the previous space.
4. The winner is the first player to Finish.



































# Articles - Cut & Paste



Cut out all the cards and match the correct article to the picture:

a	a	a	a	a
an	an	an	an	an
the	the	the	the	the
a	a	a	a	a
an	an	an	an	an
the	the	the	the	the

 wheel	 igloo	 rainbow	 umbrella	 slippers
 letter	 world	 swan	 tongs	 egg
 apple	 purse	 fruit	 alien	 envelopes
 ambulance	 lemon	 moon	 salt	 pie
 snowflakes	 ear	 strawberry	 butterfly	 ant
 elephant	 leaf	 socks	 feet	 island





# Sequencing a Story

Stories have a beginning, a middle and an end. It's important for you to know the sequence of events in a story. It helps you to understand what you read. Words like first, next, before, after, lastly and finally will help you work out the sequence. You can also use other word clues or what you know already to find the sequence.

Unfortunately, someone has mixed up the pages of the story 'Sam and the Rainstorm'. Read through each of the boxes carefully.

Suddenly the sky went black and the rain began to pour down.

But Sam didn't listen to Mr Williams. He kept on walking.

The second person Sam came across was Mrs Johnson, the shopkeeper.

"I wouldn't go for a walk today," said Mr Williams. "It looks like it's going to rain!"


The first person Sam came across was Mr Williams, his next-door neighbour.

"It's going to rain," said Mrs Johnson. "I'd go home now!"

Finally, Sam decided to run home as fast as he could. He was soaked!

It was a sunny day. It was so warm that Sam decided to go for a walk.

But Sam didn't listen to Mrs Johnson either. He still kept on walking.



Have a think about which box is the beginning of the story and which one is at the end.

**Now cut out the boxes and rearrange them on your table into the right order.**




# Sam and the Rainstorm

Stick the boxes from the first sheet in the correct sequence to tell the story of Sam and the Rainstorm.

When you've finished, draw an illustration of Sam getting wet!

1	2	3
4	5	6
7	8	9

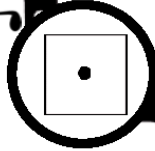


# FANTASTIC BEASTS & OTHER CREATURES!

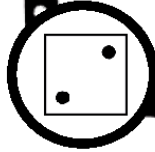
## MONSTERS & MYTHICAL CREATURES

### NARRATIVE WRITING PROMPTS

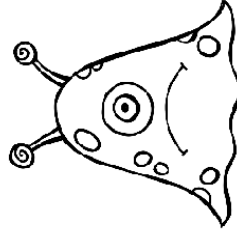
Roll a dice and use the writing prompt to help you write a narrative or descriptive paragraph.



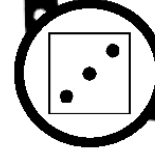
The room was dark, so I couldn't make out the details. But whatever it was, it wasn't human. For one, it had a long glistening tail.



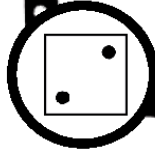
“Just stay quiet. I think it's blind.



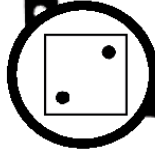
But get ready to run...” Tell this story.



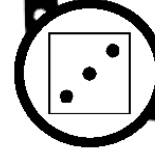

Jack is terrified of the monster under his bed, but what he doesn't know is that the monster under his bed protects him from the true monsters – his parents! Tell this story.



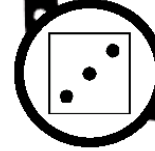
She pulled me from the crowd and covered my mouth with her coarse, gnarled claws. “Don't say a word,” she growled.



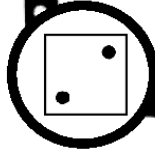
Due to an event called the Great Hunt, mythical creatures have been disappearing. It's time for the hunt again and you're determined to save the last dragon.




A cold gust of air made her skin prickle. Though she warmed again quickly, goose bumps stayed on her skin. She felt the same peculiar feeling she'd had the other night. She wasn't alone.



Jack is terrified of the monster under his bed, but what he doesn't know is that the monster under his bed protects him from the true monsters – his parents! Tell this story.

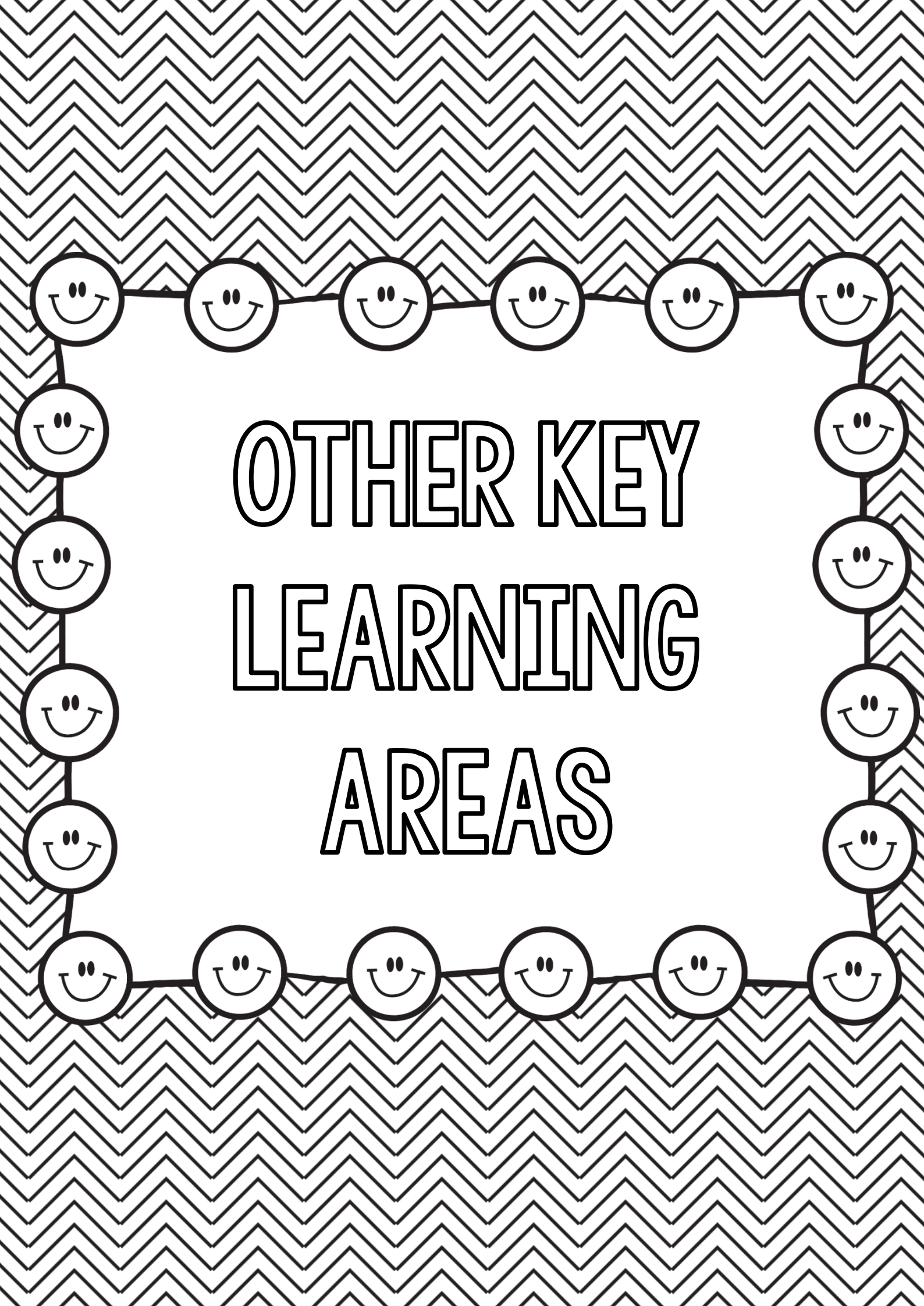


Due to an event called the Great Hunt, mythical creatures have been disappearing. It's time for the hunt again and you're determined to save the last dragon.



\_\_\_\_\_

Lined writing area with 20 horizontal lines.

The background of the entire page is a black and white zigzag pattern. A decorative border of smiley faces is drawn around the central text. The border consists of 20 smiley faces: a horizontal row of 6 at the top, a horizontal row of 6 at the bottom, a vertical column of 5 on the left, and a vertical column of 5 on the right. The smiley faces are connected by a thin black line.

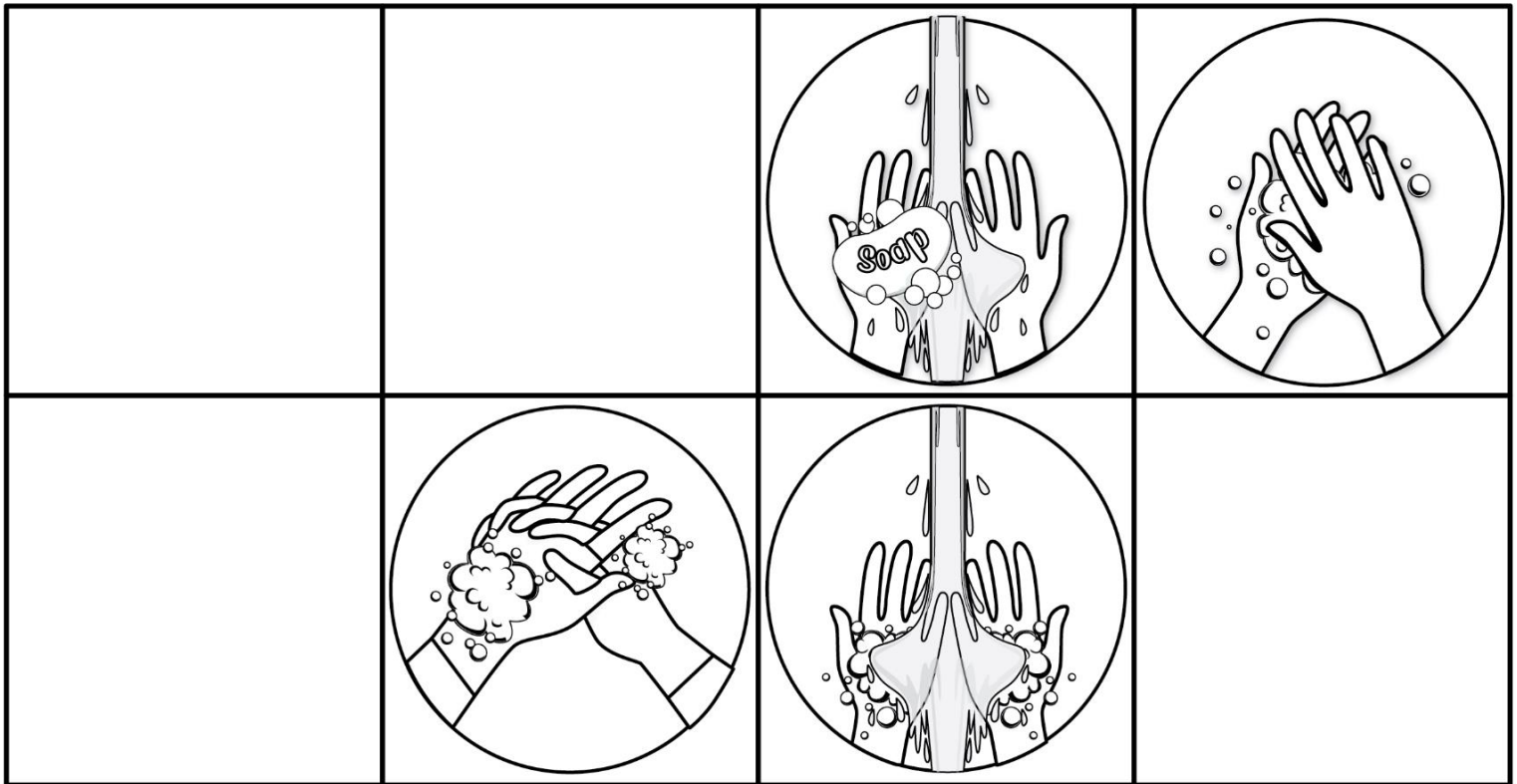
OTHER KEY  
LEARNING  
AREAS



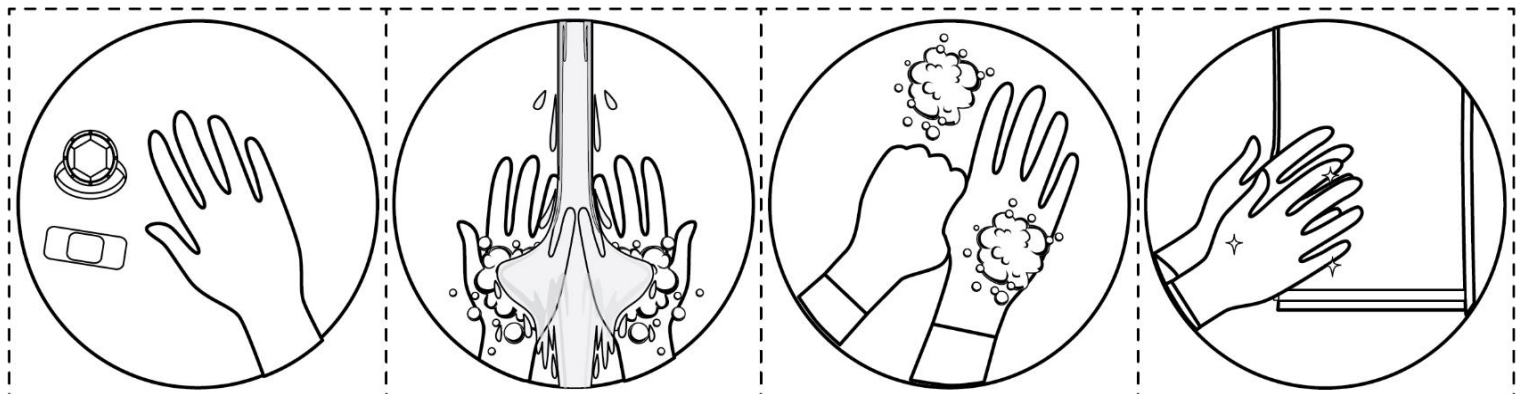
# Hand Washing Procedure

Name: \_\_\_\_\_

Colour, cut and glue the image in the box.



Teach **THIS**



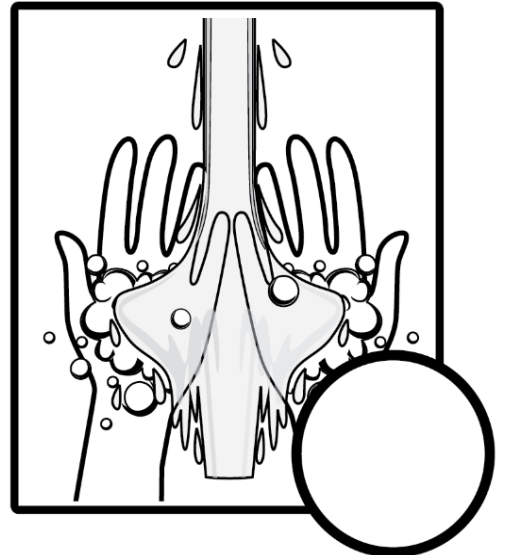



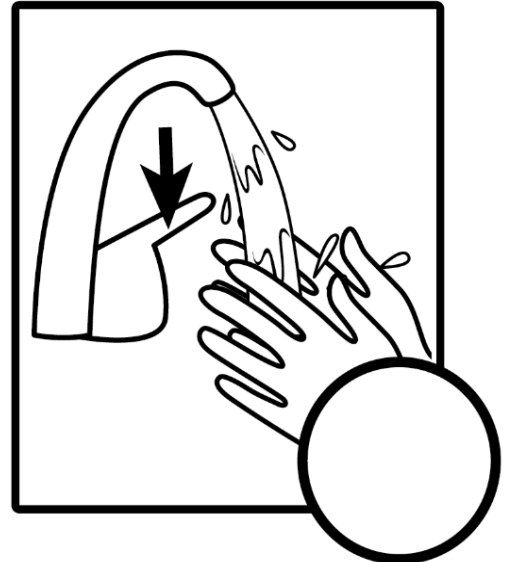



# How to wash your Hands

Number each picture in the correct order.

Name: \_\_\_\_\_

Teach **THIS**

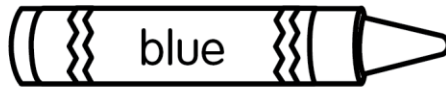


# Safe and Unsafe Items to Share

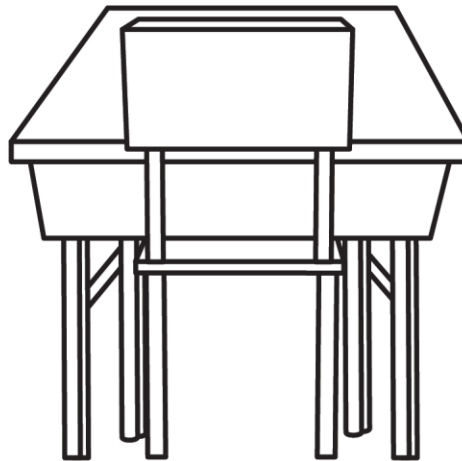





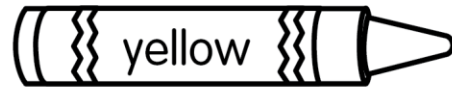
Name: \_\_\_\_\_

Teach **THIS**

safe items to share



unsafe items to share



# Good and Bad Hygiene Habits

Cut and glue the images in the correct section.

Name: \_\_\_\_\_

Teach **THIS**



## Good



## Bad



Leaving the bathroom without washing your hands

Washing hands throughout the day



Covering your mouth when you cough or sneeze



Brushing your teeth each morning and night




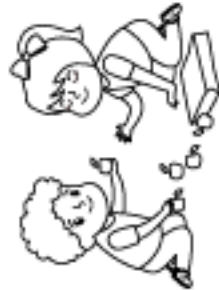
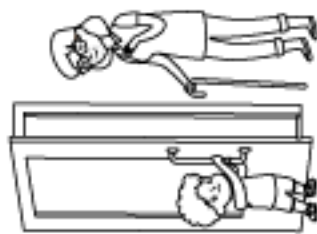
Picking your nose

Spitting or spraying your saliva onto others



# NAUGHTY OR NICE SORTING CARDS

Teach **THIS**



GLUE YOUR TACO HERE.



# TACO BOUT

Picture:

Favourite book:

Favourite singer:

My birthday:

Best TV show:

Favourite thing to do:

The best thing about school is:

My wish for this year:

GLUE YOUR TACO HERE.



# TACO BOUT

Picture:

Favourite book:

Favourite singer:





My birthday:

Best TV show:

Favourite thing to do:


The best thing about school is:

My wish for this year:



# Australian ABC

List and draw animals or people that are Australian.



Aa

Bb

Cc

Dd

Ee

Ff

Gg

Hh

Ii

Jj

Kk

Ll

Mm

Nn

Oo

Pp

Qq

Rr

Ss

Tt

Uu

Vv

Ww

Xx

Yy

Zz


The X-ray Tetra  
is a fish.

Research one animal. In Australia, where does it live?

---

---

Teach **THIS**



# Animal Research Report



**Animal Name:** \_\_\_\_\_

The animal is an:

- Amphibian
- Bird
- Fish
- Insect
- Mammal
- Reptile



**Here is a picture of my animal:**

Height/Size?	Weight?	Colour?	Fur? Feathers? Skin?
What it Eats?	Where it lives?	Predators?	Lifespan?

**THE WEBSITES OR SOURCES I HAVE USED FOR MY RESEARCH ARE:**

Teach **TIPS**





# Understanding Acronyms

NAIDOC Week is a week where Australia celebrates the history, culture and achievements of Aboriginal and Torres Strait Islander peoples. It is celebrated each year in the first week of July. NAIDOC is an acronym. Acronyms are abbreviations formed from the first letter of each word, and these letters are then said together as one word.

**NAIDOC is an acronym that stands for:**

**N**ational  
**A**boriginal and  
**I**slander  
**D**ay  
**O**bservance  
**C**ommittee



**Find the meanings of these popular acronyms:**

Acronym	Meaning
ANZAC	
UFO	
QANTAS	
WYSIWYG	
PTO	
VIP	
ASAP	

# Bush Tucker

nuts

kangaroos

bees

caterpillars

animals

Australians

fruits

bushfood

Bush tucker can also be called \_\_\_\_\_. It is any Australian food that is used by Aboriginal \_\_\_\_\_.

There are a lot of different bush foods. Food from animals can be \_\_\_\_\_, emus, wallabies, wild turkeys, possums, snakes, lizards and anteaters.

Food from plants includes \_\_\_\_\_ (like passionfruit, figs and oranges), seeds and \_\_\_\_\_.

Grubs and insects like witchetty grubs, cicadas and \_\_\_\_\_ can also be food.

Other foods are honey from honey ants and native \_\_\_\_\_, and nectar from the flowers.

Water is very important for survival in the dry deserts. It can be found in tree roots, tree hollows and water holes.

Did you know, 'bush tucker' can also describe any native plants and \_\_\_\_\_ used for food or medicine? This even includes plants and animals that don't come from Australia.





# Food Galore!



There are a lot of fantastic things we learn from other countries. Every day we eat foods that originally came from other countries. Can you match these foods to the country they came from?

- |                |           |       |              |
|----------------|-----------|-------|--------------|
| butter chicken | gazpacho  | tacos | spring rolls |
| sausage rolls  | spaghetti | sushi | croissant    |

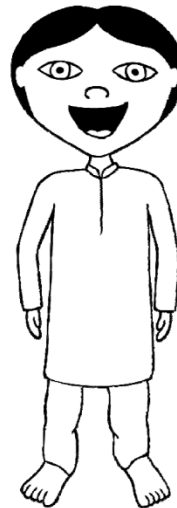
**Mexico**



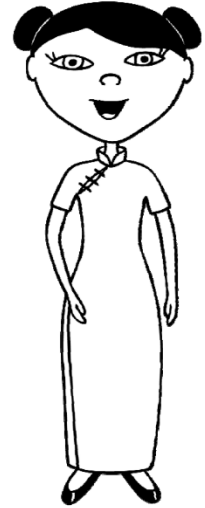

**Japan**




**India**




**China**




**England**




**France**




**Italy**




**Spain**





## Food From Around the World

Australian supermarkets, delicatessens, cafes, restaurants and take-away stores offer an enormous range of foods from many countries around the world. Many of these foods have become part of the Australian way of life, just as the people who have brought these foods have become part of the Australian culture.

Using the list on left, write the country of origin next to each meal in the table below. One of the countries is used twice. Place a tick next to the meal if you have tried it yourself.

Meal	Country
lasagne	
sushi	
cappuccino	
croissants	
green tea	
kebabs	
tacos	
souvlaki	
stroganoff	

- Russia
- China
- France
- Greece
- Mexico
- Turkey
- Japan
- Italy



Here are some more tasty dishes from other countries. Can you find out where they come from?

humus, biryani, risotto, frankfurts, paella, baklava, yum cha, vindaloo, enchiladas, goulash, waffles,