

Counting

Count to and across 100, forwards and backwards from any number

Fill the missing numbers in the boxes.

103	102	101			
-----	-----	-----	--	--	--

Count in multiples of two, five and ten

Put the numbers on the number track so they go up in twos.

2	→		→	6	→		→	10	→	
---	---	--	---	---	---	--	---	----	---	--

Place Value

Read and write numbers to 100 in numerals

Identify one more/less than a given number within 100

1 more than 26 is	<input type="text"/>	Write the number in the box.			
1 more than 38 is	<input type="text"/>				
1 less than 46 is	<input type="text"/>	sixty	<input type="text"/>	fifty four	<input type="text"/>
1 less than 90 is	<input type="text"/>	eighty	<input type="text"/>	hundred	<input type="text"/>

Ways to help your child

- Sing counting songs and play board games.
- Practice counting from any number, forwards and backwards.
- Count objects and ask questions such as, how many if I have one more/less or ten more/less.
- Point out numbers when you see them and help your child read them.

Addition and Subtraction

Read, write and interpret mathematical statements involving +, - and =

Put the missing sign in the box.

$$8 \quad \square \quad 5 = 3$$

Write the missing number in the box.

$$\square = 15 + 0$$

Represent and use number bonds and related subtraction facts within twenty



What is the total cost?

Multiplication and Division

Solve multiplication and division questions using concrete, pictorial and array representations

Halve and double numbers to twenty

Billy and Jay share these apples. How many do they each get?



Write a sum (number sentence) to explain this picture.

Ways to help your child

- Sing the doubles song. (Learn all the doubles to $10 + 10$)
- Count out toys - how many if there is one more/less?
- Help them learn the number bonds to ten and 100. ($3 + 7 = 10$, etc & $20 + 80 = 100$, etc)
- Ask them to share out the fruit - how many does each person get?

Fractions

Recognise, find and name halves of shapes and quantities



Sarah and James share this bottle of water. What fraction will they have?



Colour half this shape



Half the rockets zoom away. How many are left?

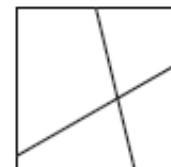
Recognise, find and name quarters of shapes and quantities



Four children share this cake. What fraction will they each have?

What fractions have this square been cut into?

Halves / Quarters / It's not fraction



Ways to help your child

- Cut fruit exactly into halves/quarters and talk about whether the parts are equal.
- Count out the number of biscuits and work out how many are left if half/quarter were taken.
- Count the number of pieces in a pizza and share them out fairly. What fraction do you have? How many pieces is that?

Measurement

Measure, compare and order lengths, mass and capacity in standard metric units

Which is shorter?



What is weight?



Money

Recognise the value of different coins and notes

Place these coins in order of value:



Time

Tell the time - o'clock and half past

What is the time?



Draw half past 8



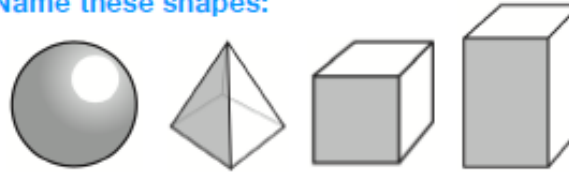
Ways to help your child

- Cook with your children, get them involved in weighing out food and looking at weights and capacities on packaging. Discuss symbols (g, kg, ml, l).
- Whenever you are using coins/notes, talk to your child about their value. Discuss prices in shops and compare them.
- Look at the clock with your child at different times of the day. Talk about where the hands are pointing and what time it is.

Shape

Recognise & name common 2D & 3D shapes

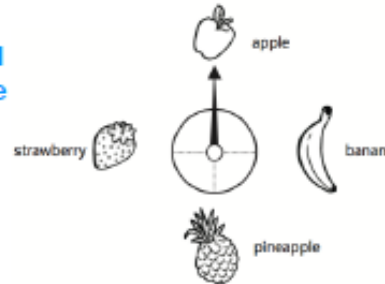
Name these shapes:



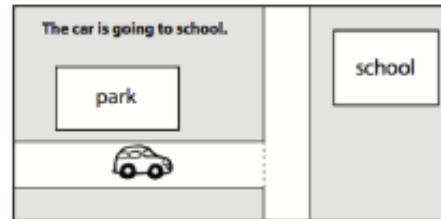
Position and Direction

Describe position, direction and movement using prepositional language

What fruit will the pointer be at when it makes 3 quarter turns clockwise?



Give directions



Give directions to get to the car from the park to the school.

Ways to help your child

- Discuss directions home, which way are you turning, how many turns (right, left, clockwise and anti-clockwise).
- Look out for shapes everywhere you go. What shapes can you see? Can you guess the shape being described?
- Play games with objects, get your child to describe its position.



Glasgow Counts

Parent Guide

First Level (1)

