

# Nature's Numbers Outdoor Learning Ideas

## Counting Nature

Find a space. From your space, count how many of the following you can see:


- birds
- trees
- clouds
- animals
- leaves



## Sticks and Stones

Collect ten sticks and stones of different sizes. Order the sticks from the shortest to the longest.

Order your stones from the heaviest to the lightest.



## Magic Stick

Find a stick. Use it to write the numbers the adult calls out.




## Number Sticks

Gather some sticks. What numbers can you make with your sticks?

## Nature Number Line

Collect items from your outdoor space and create a nature number line.



## Outdoor Patterns

Gather some items from your outdoor space. Use the items to create a pattern, for example leaf, stone, leaf, stone or stick, stone, grass, stick, stone, grass. Can you make up your own pattern?



## Stick Shapes


Gather some sticks. How many different shapes can you make? Think about how many sticks you will need for each of the shapes below:

- circle
- square
- triangle
- rectangle



## Stick Person Symmetry

Collect sticks and stones. Use your sticks to make a symmetrical stick person.



## Spot the Shape

Find a space. From your space, point to the following:

- a circle
- a square
- a triangle
- a rectangle

