

# Project: Space

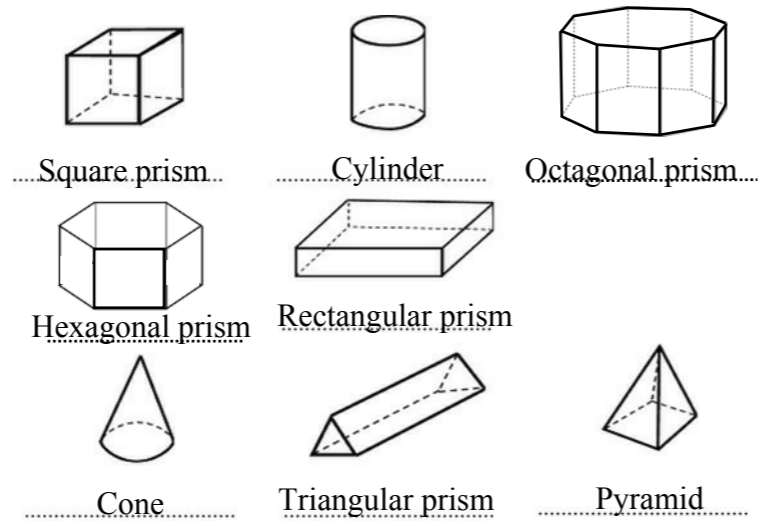
A company that makes breakfast cereal would like you to design a spaceship or space station for a new promotion on the sides of their cereal boxes. They require you to produce working drawings of developments and a scale model to show that it can be cut out and constructed easily. They would also like you to produce thumbnail ideas and a printed DTP example for a fact sheet on a space related subject to accompany the model.

## Things to consider!


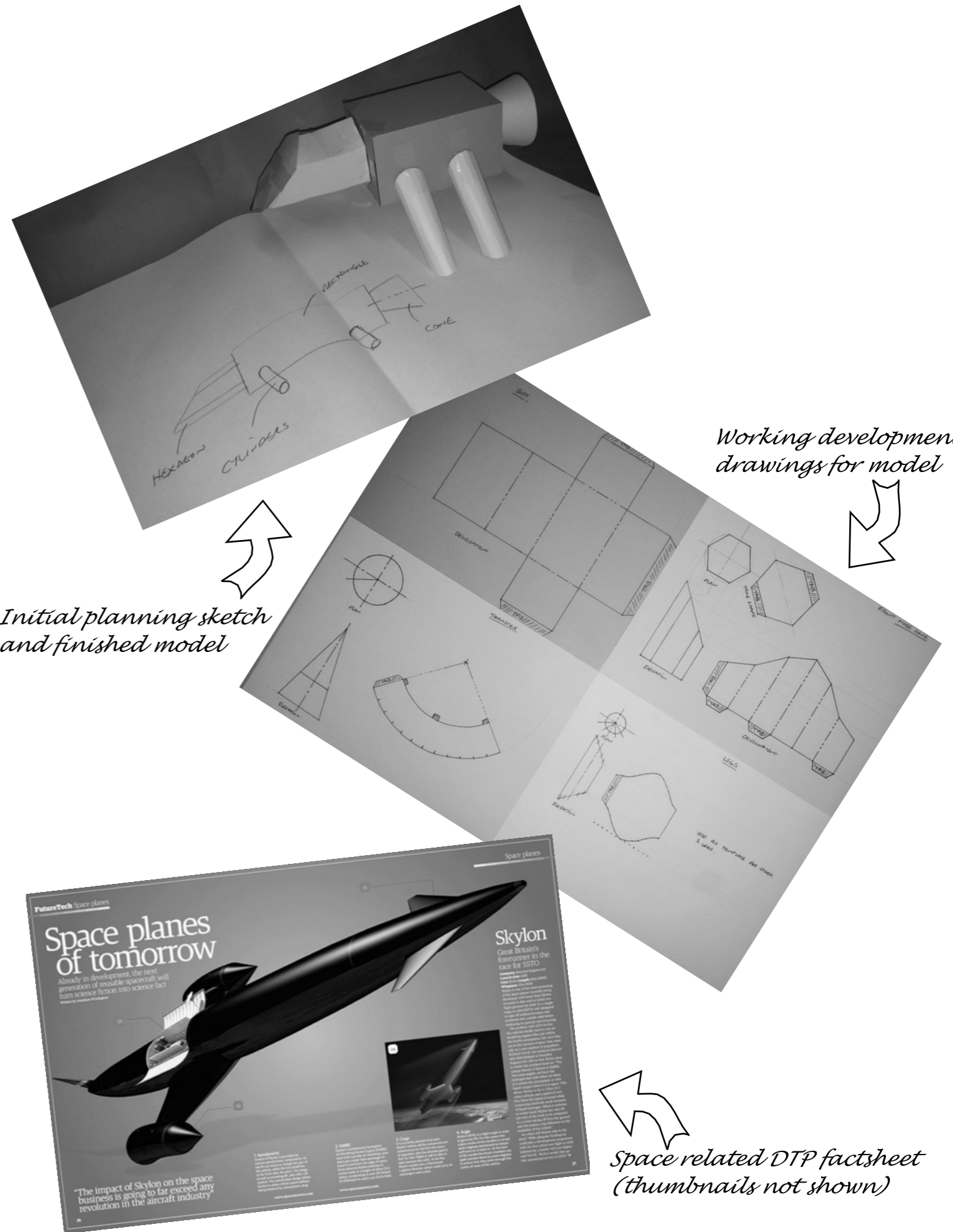
Which forms will you use to construct your model?

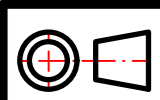
In the example shown the pupil used;

- A rectangular prism for the body.
- A cut hexagonal prism for the front.
- A cut cone for the rocket.
- Cut cylinders for the legs.



Use this space to sketch your design





1

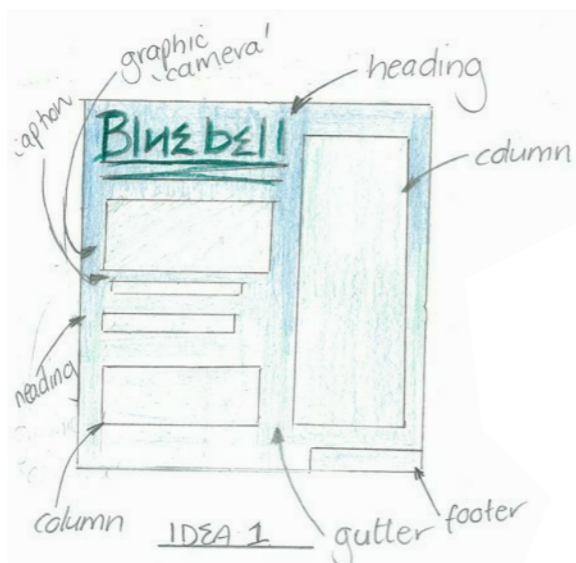
On this page produce at least 3 **annotated** thumbnail ideas for a fact sheet on a space related subject to accompany your model. The thumbnails should show basic layout of proposed ideas and should have splashes of proposed colour schemes and annotation (notes on DTP layout features).

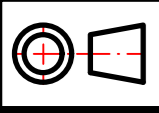
DTP features you might consider.

**Alignment, Bleed, Captions, Drop Cap, Drop Shadow, Footer, Font Style, Heading, Header, Gutters, Margins, Reverse, Text Format, Watermark.**

An example of a thumbnail for a fact sheet about bluebells is shown below.

😊 Top Tip - You may want to look at your Desk Top Publishing and Colour Theory notes.





Empty box for name



2

On this page produce a working rough for your fact sheet. This is a sketched version of the final product featuring some annotation and representations of all images to be used. (margin size, style and size of font etc...)

😊 Top Tip - You may want to look at your Desk Top Publishing and Colour Theory notes.

Choose 2 of the following Design Principles you are using to create your fact sheet and state the desired effect.

**Contrast, Unity, Dominance, Depth.**

Design Principle \_\_\_\_\_

Effect \_\_\_\_\_

\_\_\_\_\_

Design Principle \_\_\_\_\_

Effect \_\_\_\_\_

\_\_\_\_\_

Which of the following Design Elements you are using to create your fact sheet and state the desired effect.

**Line, Shape, Space, Colour.**

Design Element \_\_\_\_\_

Effect \_\_\_\_\_

\_\_\_\_\_

Design Element \_\_\_\_\_

Effect \_\_\_\_\_

\_\_\_\_\_