



**Welcome to Notre Dame High**





Ruby Warmington, S4. Press pic or click [here to play](#)



A message from your new Head Teacher, Mrs Martin...

Dear Primary 7

We are delighted that you are coming to join us soon in Notre Dame High and we can't wait to welcome you through our doors. We are sad that we cannot invite you to the school just now to help you find out a bit more about us but we have put together some information that we hope you will find helpful.

We hope to see you very soon and we look forward to learning along with you.

Best wishes,  
Staff and Pupils of Notre Dame High



Or [click here](#)

You can watch our tour of the school by clicking [here](#)



# Mrs Henderson, S1/2 Year Head



To hear a message from your new  
Year Head, Mrs Henderson...

Click [here](#)



## Meet your Year Group Head



Hi I'm Mrs Henderson.  
Your Year Group Head.

Welcome to Notre  
Dame High School.

Getting to know me...

I am the Depute Head  
Teacher in charge of S1 and  
S2. I am also in charge of  
Pupil Support so I work closely  
with the Pastoral Care Team  
and Support for Learning.


My subject is Biology, so you  
might spot me in the Science  
Dept sometimes.

I have worked at NDH for 10  
years and feel really lucky to  
work with such a talented and  
lovely team of staff and pupils.

I love...

- Cycling
- Swimming
- Skiing
- Netflix

& hugging my cat



I help pupils in the  
homework club each day  
and am also very interested  
in getting a Cycling or  
Hillwalking Club organized.  
You can let me know if you  
and your parents are  
interested too.



Mrs Watt,  
S3/4 Year Head



Mr O'Neil,  
S5/6 Year Head



To hear a message from Mrs Watt....

Click [here](#)





## Notre Dame High Office Bearers



## Pupil Support

- here to help you settle,  
and grow

WELCOME  
**FROM THE OFFICE  
BEARERS**

NOTRE DAME HIGH SCHOOL

Click [here to find out more](#)



When you come to Notre Dame High, you will have a Pastoral Care teacher. Your Pastoral Care teacher is always there for you. You will have the same Pastoral Care teacher for all of your time here in Notre Dame. They will help you with any worries that you have and later on with subject choices and even job and university applications!

## Meet the team...



## Meet your ND teacher



Hi 🙋 I am Mrs Kelly, your new Pastoral Care teacher. Welcome to Notre Dame and to Iona House.

### Getting to know me...

I have worked at Notre Dame for 13 years 🧑 I will probably know some of your family or friends who have went to ND.

I have been the Pastoral Care PT for Iona House for 7 years. I am delighted to welcome you to Team Iona 😊 I will be your Pastoral Care teacher from S1 all the way through to S6.

I mostly teach PSSE and R.E. I began teaching Modern Studies and it is still the best subject!! 🤔 I still enjoy helping to write some of the Modern Studies text books 📖✍️

I am really looking forward to get to know you as you begin your journey at Notre Dame High School.

In my free time, I enjoy spending time with family and friends. I like to go for long walks to keep active.



Here is my email address if you or your parents/carers would like to contact me:

[gw10kellypauline@glow.sch.uk](mailto:gw10kellypauline@glow.sch.uk)

Don't forget to follow our twitter page @ndhsglasgow 🌻



## Meet your ND teacher



Hi I'm Ms McQuillan, your new pastoral care teacher. Welcome to Notre Dame and the Trinity house group.

### Getting to know me...

I was born in Ireland but have lived in Scotland for over 10 years 🇮🇪🇸🇬

As well as being a pastoral care teacher I am also an RE teacher in Notre Dame 🙏

This year will be my fifth year teaching in Notre Dame 🧑 During lunchtime on a Monday I help run the Eco committee and I am hoping that some of you might like to join our Eco team 🌻🌺

In my free time... I like to take part in quizzes, visit my friends and family, and go to the cinema.

If you or your parents would like to contact me my email address is [gw11mcquillanciara@glow.sch.uk](mailto:gw11mcquillanciara@glow.sch.uk)

Don't forget to follow our twitter page @ndhsglasgow 🌻



Mrs Dunn



## Meet your ND teacher



Hi I'm Mrs Dunn,  
your new pastoral care  
teacher. Welcome to Notre  
Dame and the Melrose  
house group.

### Getting to know me...

As well as being a pastoral care  
teacher I am also a Biology and  
Chemistry teacher in Notre Dame



This will be my seventh year  
teaching in Notre Dame 🧑🏫 I will  
be your pastoral care teacher  
from S1 to S6. I can't wait to  
meet you when you start at Notre  
Dame High School 📚✏️🇬🇧

### In my free time...

I like to run 🏃, go  
to the gym, spend time  
with my family &  
friends and I love to  
ice skate 🛼

If you or your parents would  
like to contact me my email  
address is,  
[gw13dunnlouise2@glow.sch.  
uk](mailto:gw13dunnlouise2@glow.sch.uk)

Don't forget to follow our  
twitter page @ndhsglasgow



Olivia  
McKibbon

Click the  
picture or click  
[here](#)

What do our  
pupils think?



## Pupil Support - Support for Learning




Click the picture or click [here](#)

Mrs McCabe



## Meet your ND teacher



Hi I'm Mrs McCabe,  
your new Support  
for Learning  
teacher. Welcome to  
Notre Dame High  
School.

Getting to know me...

As well as being a Support for  
Learning teacher I am also a  
Social Subjects teacher.

This year will be my fifth year  
teaching in Notre Dame.

You will also see me at lunch  
times helping in the Homework  
Club and at the Circle of  
Friends club.

In my free  
time...  
I like to see my  
family and  
friends, go to

If you or your parents  
would like to contact me  
my email address is

[gw10mccabecarragh@glow.sch.uk](mailto:gw10mccabecarragh@glow.sch.uk)



## Mrs Gilroy



### Meet your ND teacher



Hi I'm Ms Gilroy, your new English as an Additional Language (EAL) teacher. Welcome to Notre Dame High



#### Getting to know me...

As well as being an EAL teacher I am also qualified to teach ESOL, History, French and Philosophy.

I have been teaching at NDHS for 2 years.

I have also taught in Lithuania, Macedonia, Romania, Kosovo, France and America.

In my free time I like to...walking, gardening, travelling, reading and yoga.

If you or your parents would like to contact me my email address is


[gw11gilroymaxine@glo.w.sch.uk](mailto:gw11gilroymaxine@glo.w.sch.uk)



## Mrs Gallagher



### Meet your ND Teacher



Hi I'm Mrs Gallagher, your new Support for Learning Teacher. Welcome to Notre Dame High School.

#### Getting to know me...

I work in Notre Dame High two days per week.

I am also an English teacher.

You will see me in the Support for Learning Base and in some of your classes.

In my free time I like to...walk, swim, read and do yoga.

I'm really looking forward to seeing our new S1 pupils in the new session.



## Mrs Fay



### Meet your Support for Learning Worker



Hi,  
I'm Mrs Fay, your new Support for Learning Worker. Welcome to Notre Dame High School.

#### Getting to know me...

I have been working at Notre Dame for 11 years. I am a First Aider.

I am Irish and originally from Dublin.

When I was at school my favourite subject was Art.

You will see me in your classes supporting your teachers and pupils and supervising around the school during break times.

In my free time...  
I like to read,  
listen to music,  
and walk my  
friend's dog, visit  
family and travel.

#### School Lockers

I organize the school lockers. If you would like a locker please speak to me to arrange this.

## Mrs Aitchison



### Meet your Support for Learning Worker



Hi I'm Mrs Aitchison, your new Support for Learning Worker. Welcome to Notre Dame High School.

#### Getting to know me...

I have been working at Notre Dame for 9 years and worked in primary schools before this.

When I was at school my favourite subjects were English, History and Geography.

Like the other SfLWs, I work in a range of subjects. You will also see me supervising during break times and helping in the homework club.

In my free time...  
I like to walk,  
travel and spend  
time with my  
family and

Notre Dame is a fantastic school and I hope you enjoy being a pupil here. If you need anything at all, just ask.



# Mrs Taylor



## Meet your Support for Learning Worker



Hi I'm Mrs Taylor,  
your Support for  
Learning Worker.  
Welcome to Notre  
Dame High School.

### Getting to know me...

I was born in Bolton, England but have lived in Glasgow since 1984! I have 2 grown up sons and I live with my husband in Glasgow.

I have worked at Notre Dame High School for almost 18 years.

As well as working as a Support for Learning Worker, I am also involved with the administration and preparation of certificates for the awards ceremonies twice a year. I also work within the Home Economics department, assisting with food ordering and preparation.

### In my free time I like to...

- Visit my friends and family
- Have meals out
- Read books
- Go to the cinema
- Go to gigs!

To contact me, the SFL worker base is at the back of the dining hall or you can contact me via Ms McCabe, the SFL Manager in the SFL base next to Modern Languages.

# Miss McNelly



## Meet your Support for Learning Worker



Hi I'm Miss McNelly,  
your new Support for  
Learning Worker.  
Welcome to Notre  
Dame High School.

### Getting to know me...

I like to be called Sandra.

I have been working at Notre Dame for 16 wonderful years. I am a first aider.

You will see me in your classes helping you and the teachers during your lessons.

I supervise at morning intervals and help to set up playground activities.

Most exciting part of my job...  
welcoming and working with our new S1 pupils.

### Breakfast Club and Circle of Friends

I run our breakfast club from 8am to 8.50 every morning and run a Circle of Friends club every lunchtime. We do lots of fun activities such as arts and crafts, jewellery making and playing games.



## Mrs White



### Meet your Support for Learning Worker



Hi, I'm Mary Rose White, your new Support for Learning Worker. Welcome to Notre Dame High School.

In my free time...  
I like to cycle, I play for a tennis team, climb hills and do yoga.

#### Yoga and Meditation Club

I would like to run a Yoga and Meditation Club during lunchtime. If you are interested in this then please let me know.

#### Getting to know me...

I like to be called Mary.

I have been working at Notre Dame for 11 years.

I was born in Glasgow but now live in Millport on the Isle of Cumbrae. This is an island that people like to cycle around.

I supervise at morning intervals and help to set up playground activities. There are lots of games and equipment that can be used at these times.

## Mrs McLaughlin



### Meet your Support for Learning Worker



Hi I'm Mrs McLaughlin, your new Support for Learning Worker. Welcome to Notre Dame High School

In my free time...  
I like reading, cooking and spending time with my family and friends.

#### Getting to know me...

I have worked at Notre Dame High School for 16 years.

You will see me in classes supporting both staff and pupils.

I also work in the Support for Learning Base helping pupils with their class work and assessments.

You will see me on Thursday's and Friday's each week.





What about my subjects???

We will be in and out of some of your lessons, offering extra support where we can. You will also see us around at interval and lunch, say hello!

The following pages contain information about your subjects and teachers. We have put together some tasks for you to try. These are optional for you and you do not need to submit them.

# English



## A task for you to try...

Who are you?

### Before you start...

The following creative writing tasks are all about getting to know you: your personality, your imagination, your creativity.

- You should complete the first piece of Personal Writing telling us all about yourself and then:
- **Choose 3 tasks** from the other 8 tasks on these slides and write a short piece (of at least 150 words) for each of these tasks.

\*You can type or write your work



## Before you begin...

Listen to this song from “The Greatest Showman” and then see the next slide for your personal writing task.



[click](#)

## Task 1 - Mythology

If you could be half human and half mythical creature, what would you be?

Begin like this: If I could be half human and half mythical creature, I would be...

Then write about why you chose this and what would be so great about it.

Some ideas:

- ❖ Dragon
- ❖ Werewolf
- ❖ Pixi
- ❖ Troll
- ❖ Unicorn
- ❖ Griffin



## Tell us about who you are

Think about the message of the song and write about who *you* are. Some paragraphs you could write about:

- your family,
- your hobbies,
- your favourite subjects in school,
- your friends,
- your future ambitions

To thine ownself be true

BE YOURSELF;  
*everyone else*  
IS ALREADY TAKEN.

*Oscar Wilde*



## Task 2 – Characters from Novels

If you could spend a day with your favourite character from a novel, who would you pick and what would you do?



## Task 3 – Changes

Write about a human who has changed into a dolphin.



## Task 5 – Friend's birthday

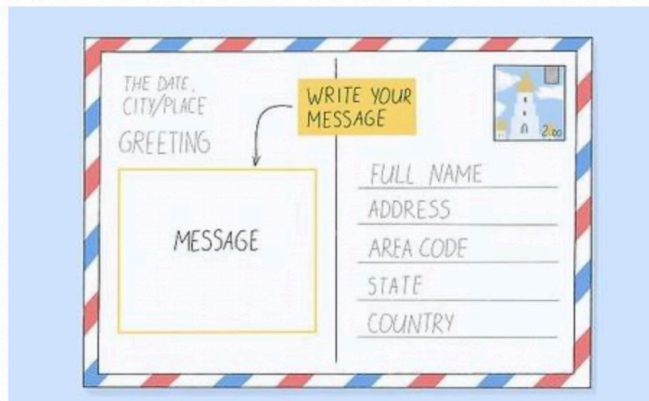
You have an unlimited budget to plan your friend's birthday party. Write about what you would do.



## Task 4 – Postcard

Write a postcard\* from one fairy tale character to another. It might be from Cinderella to Ella in "Frozen" or one of the 3 little Pigs to Belle from "Beauty and the Beast". Choose whoever you want!

\*You may like to draw this on paper and write it by hand.



## Task 6 - History

For one day you can snap your fingers and be someone from history. Who will you choose and why?





## Task 7 – Magic

While on holiday, you take a walk down a quiet side street and discover a small magical workshop. You walk in. The owner claims she can grant you one magic spell, but you can use it as much as you want. What is it and what do you wish for?



English

## Task 8 – Superhero

If you were a superhero, what would be your name, what super powers would you have, and what would you do with them?





# Religious Education...



## Welcome to Religious Education.

Notre Dame is a Catholic High School which welcomes people from all faiths and backgrounds. We are called a denominational school.

You could try the following:

1. Find out the meanings of Catholic and denominational.
2. What language is "Notre Dame"? What does it mean?
3. Do you have a faith?
4. What is your religion called?
5. Give 3 facts about your religion e.g. Who is its founder? What is the name of the building you worship in? What is your Holy Book called? Where did you learn about your religion?



RE is linked to so many subjects at High School.

Can you think how RE can help you with literacy skills in English? 📖

Can you think of any ways in which RE could be linked to a person's health and wellbeing? 😊💕

History and geography are all about people's stories and environments. How could RE help us in our understanding in these subjects? 🌍

Science looks at the wonders of our amazing universe. How do you think RE could be linked to science? 🧪🌌

Imagine being able to study RE through drama!

Every year, during Lent, our school youth team stages the Stations of the Cross.

This group of pupils (normally in S1 or S2) leads the whole school community through the dramatisation of Jesus' very sad journey to Calvary.

A task you could try -

Google search the 'Stations of the Cross'. Look at the photos which follow and try to work out which Stations are being represented. 🤔





## Maths, Mr Higgins



### Meet your ND teacher



Hi I'm Mr Higgins. I am the Principal Teacher of Mathematics. Welcome to Notre Dame High School.

#### Getting to know me...

As well as being an amazing maths teacher, I am often found on the school stage doing silly performances or beating pupils in staff vs pupils sports competitions.

I have been teaching at NDHS for 23 years-yikes!  
I used to have a full head of hair when I started teaching.

In my free time I like to...go to the cinema, take my dog for walks and eat lots of chocolate-shhhhh!

If you or your parents would like to contact me my email address is

Gw10higginsmark

## Maths, Mr Drugan



### Meet your ND teacher



Hi I'm Mr. Drugan, one of the Mathematics teachers at Notre Dame. Welcome to the school!

If you need to contact me. My email address is  
[gw19drugankevin@glo.w.sch.uk](mailto:gw19drugankevin@glo.w.sch.uk).

You can also follow the Maths department on Twitter @ndhsmaths.

When I'm not teaching Maths, or thinking about Maths ... I like to go to the cinema, to read, and going out for meals with my two kids ...

I have been teaching Maths since 2013.  
This will be my 4<sup>th</sup> year at Notre Dame




# Maths, Mrs Lota



## Meet your ND teacher

### Mrs Lota



I am Mrs Lota. I am from India and I came to the UK in 2010.


I have been teaching Maths for 9 years and this is my first year in NDHS. Previously, I have taught in other Glasgow schools.

I am so excited to be your maths teacher.

A Little more about me.....

I graduated with a master degree in maths.  
I love ♥ maths because maths is a Universal language and we use maths everywhere.  
Punjabi is my first language.  
I can communicate in 4 different languages.  
In my spare time I love doing painting. I also love to run and go for long walks.

If you or your parents would like to contact me my email address is [Gw12lotagagandeep@glow.ea.glasgow.sc.h.uk](mailto:Gw12lotagagandeep@glow.ea.glasgow.sc.h.uk)



Why not try our Maths Quiz!

[Click here](#)





# Social Subjects, Ms Cassidy



## Meet your Teacher



Hi! I'm Miss Cassidy,  
one of the Social  
Subjects Teachers.  
Welcome to Notre  
Dame High School.

[Click to hear Ms Cassidy](#)

Getting to know me...

I have been a teacher in  
Glasgow for 15 years and I  
teach History, Modern  
Studies and Psychology.

I also help develop pupils to  
become Anne Frank  
Ambassadors and help pupils  
take part in public speaking  
competitions.

I really enjoy being a teacher  
because I love working with  
young people and coming up  
with fun ways to learn about  
the world we live in!

I've enjoyed learning  
more about using iPads  
this year and using  
them more in class. I  
love a class quiz!! I'm  
currently learning about  
using a green screen  
with iPad

I like to travel and visit  
new places. Last year I  
visited Pompei to see  
ancient Roman ruins. I also  
enjoy being outdoors;  
gardening, walking and  
cycling, when the weather  
is nice!

# Social Subjects...



Miss Collins

[Click to hear  
Miss Collins](#)

Mrs O'Reilly



Mrs McBride



# Some tasks for you to try...

## Social Subjects Primary 7 Transition Lesson

Hi everyone! We are really looking forward to meeting you when you join the school in August. To help prepare you for your studies in Social Subjects, we have put together some activities for you to complete.



Some of the Social Subjects teachers who you will meet next year

At Notre Dame High School in Social Subjects you will learn about Geography, History and Modern Studies. These subjects are similar because they all study people. Geography is often described as the study of People and Places. History can be understood as the study of People in the Past and Modern Studies is the study of People in Society. You will have already learned lots about these subjects in Primary School. Can you think of any topics that you have completed? For example, for Geography many Primary Schools do projects about other countries or look at climate change.

### Activity 1

1. What are the three Social Subjects that you will be studying next year?
2. Can you give some examples of topics that you might study in Social Subjects?

There are many topics which involve aspects of Geography, History and Modern Studies. One example of this would be researching your local area.

### Activity 2

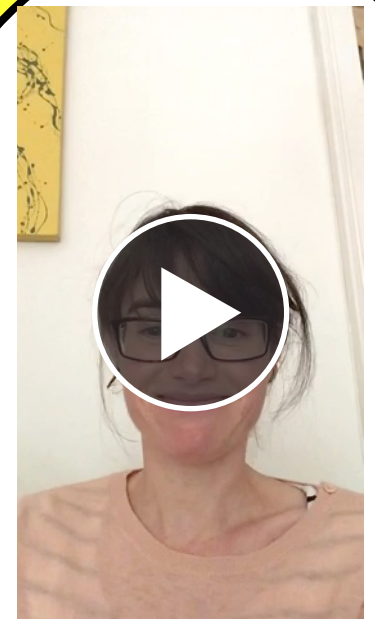
Think about your local area and try to write a description of it. You can use the following list for ideas. If you prefer, you can make a video about it although remember that it is important to stay home at the moment so you would have to film from your window or garden!

- Name of local area
- Location
- History – do you know why people settled there?
- Types of housing and employment
- Shops and amenities
- Local council services
- Do you like living there? Why/ why not?
- How could you make your area better?
- Any other interesting information

Remember you don't have to include all of this information. If you're not sure about something you could ask your family to help or carry out some research using a book or the Internet. Even just looking out of your window should give you some ideas!

Find out about  
Ms  
McGavigans  
local area!

Or click [here](#)





Expressive Arts...



## Notre Dame High School **P7 Transition**



Welcome to the  
**Expressive Arts Department!**

[Click here to see our faculty video!](#)

Drama,  
Mr  
McColm

[Click here to  
watch Mr  
McColm](#)



Music, Mrs Millar



## Meet your new teacher



Hi I'm Mrs Millar. I  
am Principal Teacher of  
Expressive Arts, and I  
teach music at Notre  
Dame High.

Getting to know me...  
I have taught music for 20 years  
now, and my main studies at  
RCS were clarinet and piano. I  
also love playing saxophone and  
ukulele. I conduct our orchestra  
each Wednesday (my favourite  
day of the week). 👍🎵

This will be my 11th year  
teaching in Notre Dame. You may  
get myself or Mrs Stone for  
Music in S1-2. I can't wait to  
meet you when you start at Notre  
Dame High School



In my spare time  
I love to play piano,  
go for long walks in  
Loch Lomond, and  
catch up with friends  
and family.

If you or your parents would like  
to contact me my email address  
is, [gw10millarlindsey@glow.sch.  
uk](mailto:gw10millarlindsey@glow.sch.uk)

Don't forget to follow our twitter  
page @ndhsglasgow 🌻

# Music, Mrs Stone

# Some tasks for you to try...



## Meet Your Teacher

Mrs Stone




Hello! I'm Mrs Stone and I teach Music at Notre Dame High School.

As well as teaching Music, I have also been Principal Teacher of Wider Achievement. I love to see pupils involved in the many extra curricular groups at ND and hope you find something fun you can get involved in!


Things I enjoy when I'm not in school:

- \* Going to the cinema
- \* Playing violin in an orchestra
- \* Going out for brunch with my friends

My email address is  
[gw11marshallaura@glow.sch.uk](mailto:gw11marshallaura@glow.sch.uk)



## MUSIC department - P7 lesson



Hi P7's - Welcome to Music @ Notre Dame High!

A lot of music in S1 is learning to play new instruments, however, listening to music definitely has its advantages in learning to play and appreciate music.

In the grid below, choose your favourite song, (or your parent's favourite song), and fill in your answers below. Remember to draw your face! (How does the music make you feel)

Mood = how it makes you feel / dynamics = loud or soft sound or volume  
tempo = the speed of the music (ie fast medium or slow)

Name \_\_\_\_\_

style \_\_\_\_\_

mood \_\_\_\_\_

instruments & voices \_\_\_\_\_

**the song** \_\_\_\_\_

**the composer** \_\_\_\_\_

**i felt...**



**dynamics** \_\_\_\_\_

**tempo** \_\_\_\_\_

**my rating**

5 4 3 2 1



# Some more Music tasks...

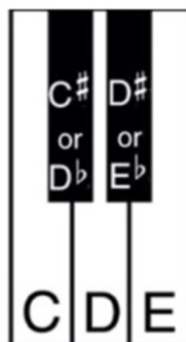
## Music Theory Explainer

# NOTE NAMING

Notes (using the letters of A through to G) are named in strict alphabetic sequence

A B C D E F G A B C D E F G A B C D.....

WHITE NOTES  
ARE NAMED IN  
**STRICT** ALPHABETIC  
SEQUENCE  
AND CAN HAVE ONLY ONE  
LETTER NAME

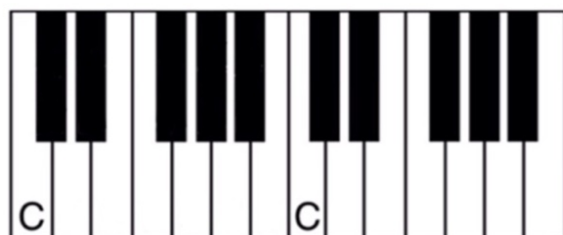


BLACK NOTES  
CAN BE ASSIGNED  
**ONE OF**  
TWO NAMES  
INFLUENCED BY THE  
NAMES OF THE  
WHITE NOTES  
TO EITHER SIDE OF THEM

YOU CAN ALWAYS  
FIND A NOTE OF

# C

IMMEDIATELY TO THE  
**LEFT**  
OF ANY GROUPING OF  
TWO BLACK NOTES



The note below (being a white note) can have only one possible name



The note above (falling between two white notes) can be given one of two names

Name

Score

## Note Naming Worksheet 1 (letter names only: natural notes)

1: Write the letter name of each note in the circles provided

Q: 1



Q: 2



Q: 3



Q: 4



Q: 5



Q: 6



Q: 7



Q: 8



Q: 9



Q: 10





# Some tasks to try for Drama...

## STIMULUS RESPONSE WORKSHEET

YOUR NAME & CLASS

A stimulus is a starting point for an idea. Anything can be a stimulus. It is used to help you to start to think about creating a drama. Have a look at the following image.


STEP 1



STEP 2

What do you think is happening?

WRITE DOWN SOME OF YOUR IDEAS IN THE BOXES BELOW



STEP 3



SELECT ONE IDEA TO DEVELOP FURTHER

STEP 4



WRITE DOWN THE WHAT, THE WHY, THE WHO AND THE WHEN

WHAT HAPPENS IN YOUR DRAMA?

Handwriting practice lines for writing the plot of the drama.

WHY DOES IT HAPPEN?

Handwriting practice lines for writing the motivation for the drama.

WHO ARE THE CHARACTERS IN YOUR DRAMA?

Handwriting practice lines for writing the names of the characters.

WHEN DOES YOUR DRAMA TAKE PLACE?

Handwriting practice lines for writing the setting and time of the drama.

STEP 5



### DEVELOP CHARACTERS

IT'S IMPORTANT TO HAVE CHARACTERS THAT ARE BELIEVABLE. WRITE DOWN SOME INFORMATION ABOUT TWO CHARACTERS IN YOUR DRAMA

CHARACTER 1

NAME:  
AGE:  
APPEARANCE:

CHARACTER 2

NAME:  
AGE:  
APPEARANCE:

STEP 6

WRITE A SHORT OUTLINE WITH A BEGINNING, MIDDLE AND END

STEP 7

CREATE A SCENE BREAKDOWN USING TIME, PLACE & ACTION

EXAMPLE

Scene 1  
Time: Monday morning 8m  
Place: Jack's living room  
Action: Jack rushes in. He tells his mum he is late and runs out. His mum isn't listening to him and is watching t.v.

Scene 1  
Time:  
Place:  
Action:

Scene 2  
Time:  
Place:  
Action:

Scene 3  
Time:  
Place:  
Action:

Scene 4  
Time:  
Place:  
Action:

Scene 5  
Time:  
Place:  
Action:

Scene 6  
Time:  
Place:  
Action:

Scene 7  
Time:  
Place:  
Action:

Scene 8  
Time:  
Place:  
Action:

Scene 9  
Time:  
Place:  
Action:

Scene 10  
Time:  
Place:  
Action:

Scene 11  
Time:  
Place:  
Action:

Scene 12  
Time:  
Place:  
Action:



QUESTION!  
WHAT MAKES A GOOD DRAMA?



This is to certify that \_\_\_\_\_ has completed their first drama story.

Teacher Signature \_\_\_\_\_





CREATE YOUR OWN COMIC STRIP ABOUT THE DRAMA YOU HAVE CREATED. THERE ARE CHARACTERS & SPEECH BUBBLES ON A SEPARATE SHEET.




This is to certify that \_\_\_\_\_ has completed their first drama story.

Teacher Signature \_\_\_\_\_




# Design & Technology...

*Welcome to the the Design & Technology Department*



We are looking forward to meeting you all, but for now we have uploaded a few activities we hope you'll enjoy.

For Art & Design- we'd like you to try a colour wheel activity using a range of everyday materials from around your home.

For Graphics- we'd like you to try a superhero task. This task asks you to do some research & brainstorming, then choose **either** to design a mask, a cityscape or a newspaper front page.

If possible try to photograph your work .

*Good Luck!*



# Some Art tasks for you to try...

## ART & DESIGN



### The Colour Wheel

A colour wheel shows you how colours relate to each other.

It starts with the 3 Primary colours – Red, Yellow and Blue.

If you mix or blend these colours you can make the colours in between them seen on the wheel.

So Red mixed with Yellow will give you Orange. The more Red you add, the Redder your Orange will be. The more yellow you add, the more yellow your Orange will be.

It's like the colours of the rainbow – they blend from one into the next.



See if you can make your own colour wheel using objects from around the home.

Start at the top of the wheel with Red objects, see if you can then find some Orange objects, then round to yellow.

How many of the in-between colours can you find? Can you find something that is a Blue-green or a Red-Purple?

Arrange them in a circle like the colour wheel above.



You might want to use all different objects, or perhaps you just want to stick to one thing like fruit or colour pencils. Be creative....



We looking forward to seeing what you create!

Some Design and Technology tasks for you to try...



### P7 transition unit

## Design Brief

*Good luck!*



## Task 1 -Research

**Research:**

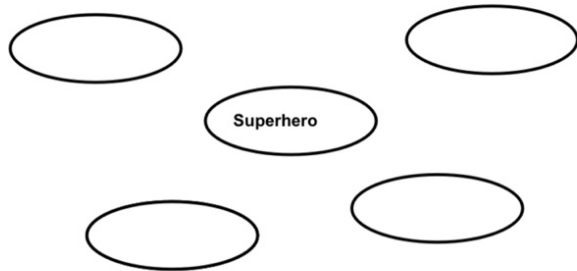
Choose 5 superheroes to research. You can use whatever you have access to. Create an image board with characters, logos, costumes etc. Include some written information to help explain your board.





## Task 2 - Mindmap

Complete a mind map based on your findings. Think about colour choice, abilities, costume, logo shape etc you can add more to this mindmap



Colour Scheme?  
Shade in the boxes showing your chosen colour scheme




## Your choice!

To complete this unit choose one of the following tasks.

Task 4 - Mask design

Task 5 - Cityscape sketch

Task 6 - Newspaper front page

**Remember** to take photos of your completed work to bring with you when you come to Notre Dame.

*We look forward to meeting you!*

## Task 3 - Logo Design

Sketch 4 ideas for Logos.

Experiment with different shapes, colours etc



## Task 4 - Mask Design

Sketch 1 idea for Mask

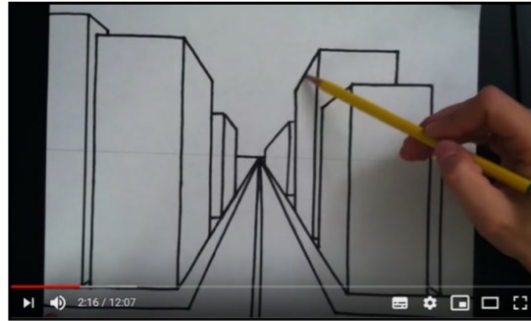
You can use paper or do it digitally on a computer.  
Can you make a full size template and cut it out?





## Task 5 - City Scape

Every superhero needs a city to save! Try to draw a 3D cityscape using 1-Point Perspective This clip will show you how. Can you add your hero? Can you render to add materials to buildings?



<https://www.youtube.com/watch?v=hNmwfCvS7do>

Click [here](#)

## Task 6 - Design your own Front Page

Hold the front page!  
Design your own newspaper front page featuring your Superhero. Again you can do this on paper or digitally.



## Meet Your ND Teacher



Bonjour, ciao or even ¡hola! I'm Mrs Walker, one of the Modern Languages teachers. Welcome to Notre Dame High School!

Follow the ND Modern Languages Department on Twitter! @NDHS Mod Langs

My email address is  
gw11walkerlesley5@glow.ea.glasgow.sch.uk

I teach French, Italian and Spanish and have been at Notre Dame for nearly nine years.

You will recognise me by my big glasses and colourful clothes!



In my free time, I like running and doing yoga.



I also like dressmaking and knitting,



as well as eating out and going to the

cinema with my family.





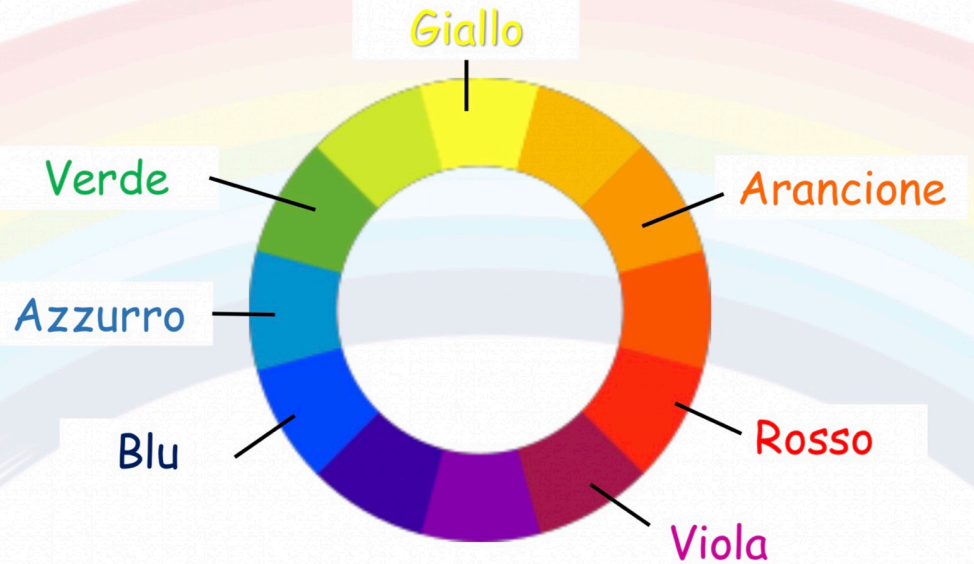
# Why not have a go at some tasks for Italian...

## #iorestoacasa

To create a poster sharing the #stayathome message in Italian

I will be able to

- ★ Remember the colours in Italian
- ★ Understand how to say things I can do at home
- ★ Create a poster with the things I have learned using the hashtag #iorestoacasa



## ★ The colours in Italian

Colori

Colours



4 of 19

Find the pairs:

Giallo  
Verde  
Azzurro  
Blu  
Viola  
Rosso  
Arancione





Write the vocabulary and find the words in the word-search below.

Arancione - Azzurro - Giallo - Rosso - Verde - Viola

K	M	A	R	R	O	N	E	O	P
X	O	C	B	V	W	X	E	J	W
M	R	J	S	R	I	G	N	I	N
O	R	O	Y	W	X	S	O	I	F
I	U	L	O	C	N	A	I	B	V
G	Z	L	O	I	O	A	C	S	E
I	Z	A	S	U	R	L	N	N	R
R	A	I	S	O	E	O	A	X	D
G	T	G	O	O	N	I	R	O	E
U	W	S	R	G	R	V	A	W	D

Write the vocabulary and translate it into English:

Giallo  
Verde  
Azzurro  
Blu  
Viola  
Rosso  
Arancione

Fill in the gaps with the appropriate colour:

Giallo + Rosso = \_\_\_\_\_

Giallo + Azzurro = \_\_\_\_\_

Rosso + Blu = \_\_\_\_\_

## ★ Things I can do at home

#iorestoacasa

I stay at home

#stayathome



Io resto a casa per.... I stay at home to...

- Proteggere la mia famiglia  
Protect my family



- Proteggere i miei amici  
Protect my friends



- Proteggere i membri dell'NHS  
Protect the members of the NHS




- Suono la chitarra  
I play the guitar



- Suono il pianoforte  
I play the piano



- Guardo la TV  
I watch TV





Le cose che faccio in casa

Things I do at home

- Gioco con il mio telefono  
*I play with my phone*



- Gioco nel giardino  
*I play in the garden*



- Faccio i compiti  
*I do homework*



- Chiamo i miei amici  
*I call my friends*



- Ascolto la musica  
*I listen to music*



- Disegno  
*I draw*



★ Create a poster with the things I have learned using the hashtag #iorestoacasa



#Andràtuttobene



*Andrà tutto bene*  
*Everything will be okay*

Why not have a go at some tasks for French too...



#jerestechezmoi



This Photo by Unknown Author is licensed under CC BY-SA

Learning Intention = to create a poster sharing the #stayathome message

Success Criteria:



- 1) I can remember colours in French
- 2) I can understand how to say what I am doing during lockdown to stay healthy and happy
- 3) I can create a poster to share what I have learned using the hashtag #jerestechezmoi



rouge

bleu

jaune




marron

orange



blanc

gris



noir

vert



Écrivez le vocabulaire et traduisez le en anglais  
= Write the vocabulary and translate it into  
English

rouge  
 bleu  
 jaune  
 vert  
 marron  
 orange  
 noir  
 blanc  
 gris  
 rose  
 violet

red  
 blue  
 yellow  
 green  
 brown  
 orange  
 black  
 white  
 grey  
 pink  
 purple

#jerestechezmoi

(I'm staying at  
 home)

#stayathome





# #jerestechezmoi

Je reste chez moi pour  
protéger ma famille = I  
stay at home to  
protect my family



Je protège les  
membres de  
la NHS = I  
protect the  
members of  
the NHS



Je reste chez moi pour  
protéger mes amis = I  
stay at home to protect  
my friends



Pour m'occuper... = To keep  
busy....

...j'écoute de la  
musique = ... I  
listen to music



Pendant le confinement  
... = During the  
lockdown ... =

...j'apprends de  
nouvelles choses = ...  
I learn new things



Pendant le confinement il faut ...  
= During the lockdown you must...

...respecter la distance  
sociale = ... respect social  
distancing


...je dessine = ... I  
draw



... je regarde la télé  
= ... I watch  
television



... je fais mes devoirs  
= ... I do my  
homework



...être solidaires  
= ... be united



Pendant le confinement ... = During  
the lockdown)

...j'aide mes parents  
à la maison = ... I  
help my parents in the  
house.



...j'appelle mes  
grands parents, mes  
amis ... = ... I call my  
grandparents, my  
friends...





# French continued...

#jerestechezmoi

Pendant le confinement il faut ... = During the lockdown you must ...

...ne pas sortir! = ... not go out!

...respecter les règles d'hygiène  
= ... respect the hygiene rules



#jerestechezmoi

Pour la sécurité des autres...  
= For the safety of others....

...je me lave les mains  
= ... I wash my hands



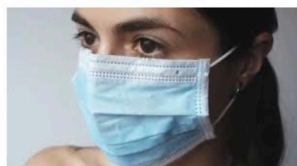
...j'éternue et je tousse dans mon coude  
= ... I sneeze and cough into my elbow





...je respecte les règles du confinement  
= ... I respect the lockdown rules



...je porte un masque dans les lieux publics  
= ... I wear a mask in public places



3) I can create a poster to share what I have learned using the hashtag #jerestechezmoi



#jerestechezmoi

• Je peux partager ce que je fais sur les réseaux sociaux avec le hashtag #jerestechezmoi ou #ensembleàlamaison

• I can share what I do on social media with the hashtag #jerestechezmoi or #ensembleàlamaison (I'm staying at home or together at home)

ENSEMBLE  
À LA MAISON

Prenez soin de vous et des autres.  
Restez chez vous.

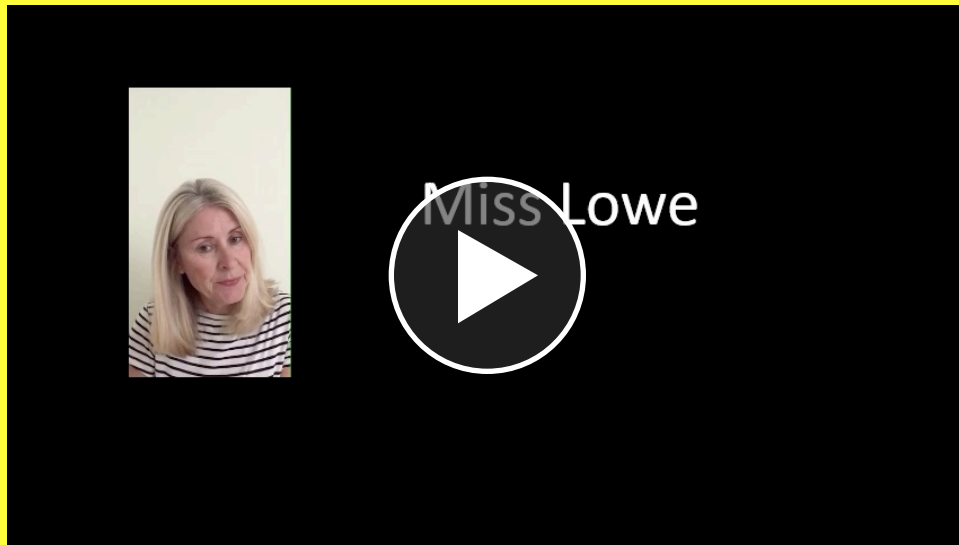


Take care of yourselves and each other.  
Stay at home.

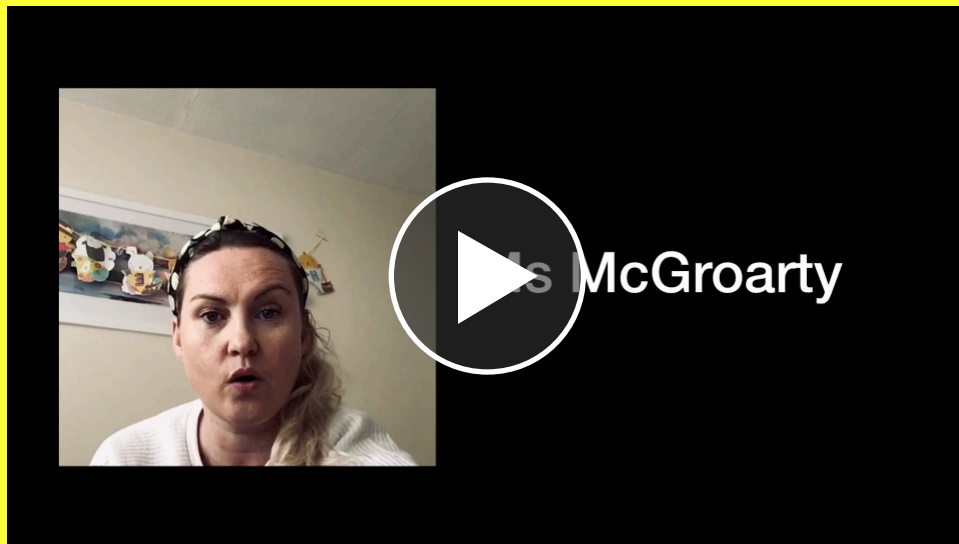




# Business and Technology



Click [here](#)

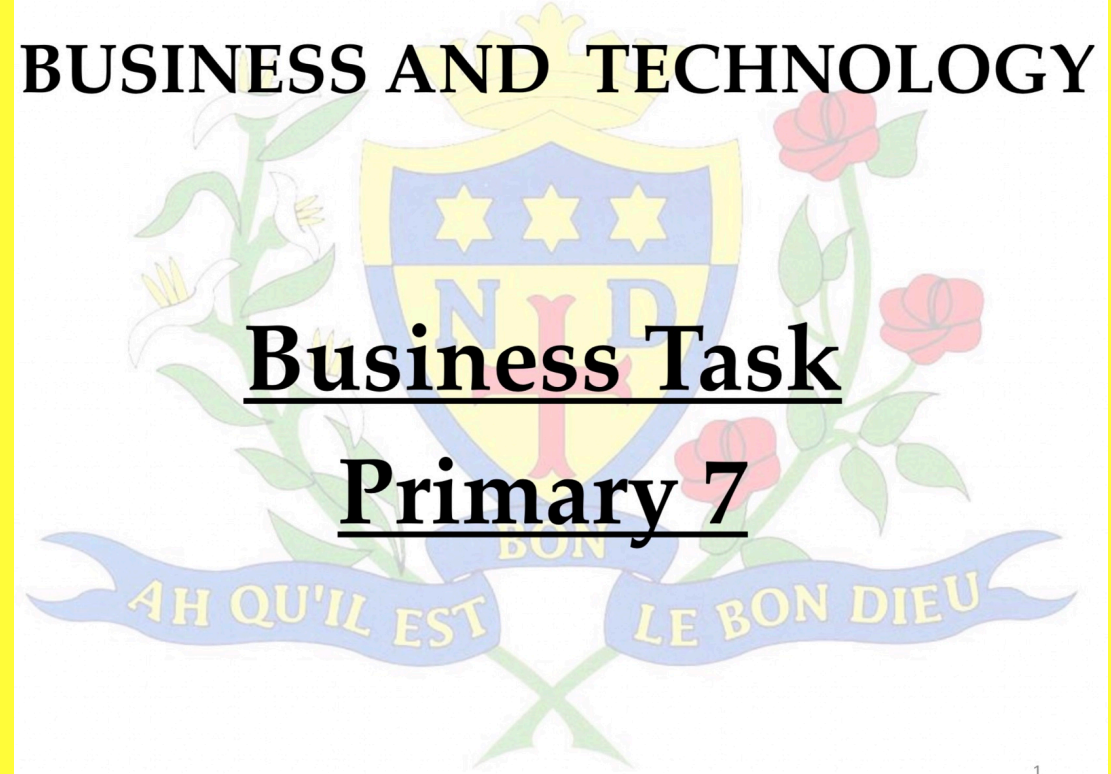


And [here](#)

Why not have a go at some tasks...

## BUSINESS AND TECHNOLOGY

### Business Task Primary 7



### Logos

To be successful, businesses try to create an image associated with them and their **brand**. One way of doing this is to have a company logo which is a graphic emblem which represents a company or product and is instantly recognised.

This logo will be used in everything to do with that company, eg their website, their letterheading, their products!





## Think about the situation today for businesses!



Notre Dame is just off Byres Road, normally a very busy high street with lots of shops and shoppers.

However, now with social distancing and people staying at home, it is very quiet and business are struggling to survive, which is very sad for the owners, for us as shoppers and for the economy as a whole.



## Task 1



**What kind of Business would you open in Byres Road?**

## Task 2



**Design** a logo for this business you plan to open. It can be on paper or using technology and you **may** want to email or post this in to us!

## Task 3




**Tell us why you think this business could be successful over the next few months when we come out of lockdown. (This only needs to be a sentence long!)**

## Some ideas....

Some of you may be struggling to come up with some ideas so here are some business I would like to be available

1 Hairdresser – my hair is desperately needing done.



2 A juice bar – I need to get healthy again



# Computer Security...

## Think about the advantages of the internet!



- ✓ Keep in touch with your friends and family using email, twitter, MySpace, and Facebook
- ✓ Chat to people online, phone them and even have video links across the Internet, eg, facetime.
- ✓ Use a search engine to find information on just about any subject
- ✓ Shop on line
- ✓ Work with other people using a wiki or an e-group



## Think about what problems we can have with the internet?



- ✓ Hacking
- ✓ Spreading of viruses
- ✓ Steal identities
- ✓ Control your computer then use it to steal information or defraud banks
- ✓ Fill up your email inbox with spam
- ✓ Use chat rooms to bully you and/or get information about you

Question  
So, what can you do to protect yourself?



Answer  
One thing is to have a secure, secret password!



## How long to hack the password?

Which do you think is the easiest and the hardest password to hack.



12345	photoshop	NotreD1
12345678	ilovezain!	PlainJane☺
abc123	monkey	W1nni3889*
Ally123!	111111	sunshine
iloveyou	password	Happyface☺!
123123	qwerty	letmein1



## Reducing the Risks: First steps Password Security

- ✓ Your personal password is your own special identity, so keep it secret and only share it with a parent or guardian.
- ✓ Change it regularly
- ✓ Keep a note of your new password – somewhere secure
- ✓ Passwords should contain the following....



9

## Does your password beat the Hacker?

Log on to the following website:

<https://howsecureismypassword.net/>

[click  
here](#)



Privately and individually enter in some of your previous passwords.

Are you surprised at how quickly your previous passwords can be hacked!!

## Reducing the Risks: Creating a strong password

Make sure of the following:

- ✓ Your password is at least eight characters long.
- ✓ It does not contain your user name, real name, or company name.
- ✓ It does not contain a complete word.
- ✓ It is significantly different from previous passwords.
- ✓ It has UPPER and lower case, numbers and symbols such as ! ( @ ~ } #



## Think about what you would do?

Jennifer is talking to a friend online when she gets a message saying there is trouble with her computer and she needs to type in her online password again. **Should she do it?**

Mohammed received an email from someone he does not know, but it's a familiar tone. There is an attachment to the email. **What should he do?**

Amina is a little forgetful and keeps the same password for everything. It is "Amina1". **What is wrong with this?**





## Why is this important to you?

When you come to Notre Dame High school you will have your own account which you will be able to access from the computers in the Business and Technology Department and in other classrooms around the school.

And you will need it to use your ipad.

So it is important you consider setting a strong password now that you know how!



## Business and Technology Department

**We look forward to  
seeing you soon!**

Email: [gw10lowewendy@glow.sch.uk](mailto:gw10lowewendy@glow.sch.uk)

Post: Notre Dame High, 160 Observatory Road, G12 9LN





# Health & Wellbeing Faculty....



In the department we offer a wide range of curricular sports and activities as well as lots of extra curricular activities for you to sign up to. You will get PE twice a week so make sure you are keeping up your fitness during lockdown to keep you fit and healthy.

## Task:

We wanted to get to know you a little bit too so that we know activities you enjoy. Choose one of the following activities and create a poster/PowerPoint/information leaflet/video all about it.

Fitness	Netball	Rugby	Volleyball	Dance
Basketball	Badminton	Gymnastics		

If you are in a sports club outside of school feel free to do your presentation on it so we get to know you more.

## Remember to include:

- The rules
- Equipment needed
- Why you like it?
- Fun facts & pictures

Press the pic or click [here to watch](#)

Welcome to the Health & Wellbeing Faculty. This department provides Physical Education and Home Economics. Mrs Loch is the Faculty head and teaches PE. Miss McMillan and Miss Watt teach PE and Mrs Ford and Mrs Bancewicz teach Home Economics.

Get following us so you can see what's going on:

Notre Dame Whole School Twitter- [@ndhsglasgow](#)

P.E Department- [@NDHSP](#)

P.E Department Instagram- [@ndhs\\_pe](#)


HE Department Instagram- [@ndhs\\_he](#)

Notre Dame P.E Department Tik Tok- [@ndhspe](#)



# Home Economics

Here at Notre Dame we cover lots of different elements in Home Economics from food hygiene, health & food and fashion & textiles. We take you on a journey to learn about different food groups, preparation skills, food sources and much more. You will have the opportunity to create your own masterpieces both in the kitchen and in the sewing room. Check out the Great British Sewing Bee and Junior Masterchef for inspiration and ideas.



In home economics we learn how to have a balanced diet and how to cook healthy meals

## Challenge:

Choose one of the following challenges to design or create (or more than one if you'd like)

- Write a food diary for the week including your main meals and snacks. You might want to include any exercise you did too.
- Prepare (or help prepare) a meal for you and your family. This can be breakfast/lunch or dinner. Don't forget to design a menu to show them.
- Design a 3 course meal including ingredients and step by step method. You can do this as a poster or PowerPoint.
- Design your own piece of clothing or top. We have included links to some templates to help you with ideas. Don't forget to include colour and materials you would use.



[T-shirt template](#)



[Dress Template](#)




[Shapes Template](#)





# Science



## Hello and welcome to Science!

Normally, we would be delighted to see you in our school and you would be working in our science labs, getting to know the equipment, doing experiments, finding things out. This year, it's a bit different! I've tried to put together a small investigation that you could try to do at home. I hope you have fun and we are all looking forward to seeing you in August.

Best wishes from Mr Hughes and the Science Department.









### Meet Your TEACHER

Hi! I'm  Dr Cascallana. I am a Science Teacher. Welcome to Notre Dame!

If you or your parents would like to contact me my email address is [gw19cascallanamati@glow.sch.uk](mailto:gw19cascallanamati@glow.sch.uk)




Getting to know me... 

I was born in Spain but have lived in Scotland for over 8 years  .

I teach Science .


During lunchtime on a Wednesday I help run the Homework club and I am hoping that some of you might like to join our Homework team.

In my free time...  
I love to bake ,  
art ,  
visit my friends and family back home, and go to the cinema .

## Some Science for you to try...

### Aim

To investigate the effect of exercise on breathing rate, and why our bodies need oxygen.

 Breathing Rate is the number of breaths you take in one minute. Remember one breath is completed when you breathe in AND out!!

There are factors that might affect breathing rate -

- The level of exercise- light/ moderate/heavy
- How long you exercise for
- How warm it is
- The clothing that you are wearing


There are also factors that we need to keep the same (constant) for our investigation -

- Weather conditions
- Clothing worn
- Method of calculating breathing rate
- Duration of each exercise (3 minutes!!)



Task: Try the following types of activity for 3 minutes and count your number of breaths per minute for each activity.

Type of Exercise (3 minutes)	Breathing Rate (Breaths per minute)
Sitting down	
Jogging	
Running Fast	



What did you find out?  
Is there a relationship between exercise and your breathing rate? If so, what is it?

HOPEFULLY, YOU FOUND OUT THAT AS YOU EXERCISED MORE, YOUR BREATHING RATE WENT UP!

Our next job is to try and find out **why** that is. Ask your mum/dad/carers/brother/sister what they think. Use the internet to help you.

WHY? WHY? WHY? – it's what science is all about!





Our Janitors...



Our Technicians...



Our School Office...



Everyone's here to  
help!



# Extracurricular

Sports

Music groups

Join our Rights  
Respecting  
School Club! Click  
[here to hear  
more about it](#)

Choir

We also have many  
different clubs for you  
to join! These run  
during lunch and after  
school. Here are just a  
few...



Interfaith  
Group  
Click [here](#)  
for more info



Netball  
click  
[here](#)  
for  
[more](#)  
[info](#)

Eco Group

Homework  
Club

Lunch  
club



Public  
Speaking





And lots of events!

Activities week



Excursions!



Movie afternoons

Charity events



Assemblies

Halloween Party!



Enterprise



Anne Frank Tours





What do our pupils say?



Press the pic or click  
[here to watch](#)

A message from one of our S2,  
Cece

And finally...

We hope you have found this  
digital booklet helpful.

If you have any questions, or if you  
would like to tell us what you are  
looking forward to most, you can  
post here on [Padlet](#).

See you soon, new S1!

We cannot wait to meet you!