

Hillhead High School



Senior Phase Study Resource Guide

&

Advice Booklet for Pupils and Parents/Carers

2021-2022 Session

Introduction



This document includes a range of study materials for each subject. In addition, parents/carers will find guidance on how you can help your child at home. The subjects are organised alphabetically and include levels/areas of focus. We also have our own study skills website that can be found here: <https://blogs.glowscotland.org.uk/glowblogs/hillheadstudyskills/>

As you will see as you read through this booklet there is a significant amount of resources available online to support pupils with their revision both via class and departmental Teams pages and also via external sites as outlined below - all of which can be accessed via pupil iPads. We also continue to offer some in-school supported study classes. All information is shared via the school and departmental Twitter accounts and also via pupil Teams pages. Please do take some time to look at what is provided by each department for your child on Teams and if you have any queries, contact the Principal Teacher or Faculty Head of the subject or your child's Pastoral Care Teacher or Depute Head Teacher who will be happy to help. Email addresses for curricular leaders are at the end of this booklet.



e-Sgoil offers a wide range of real time, interactive study support webinar lessons to help consolidate your school-based learning. e-Sgoil is supporting schools' remote learning and teaching plans by providing resources and live lessons to young people who are having to work from home due to COVID-19. Pupils can access via their Glow login <http://www.e-sgoil.com/>

For past papers to practice on: <https://www.sqa.org.uk/pastpapers/findpastpaper.htm>

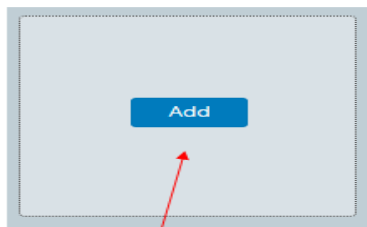
SCHOLAR also has a range of resources that can be accessed through this link <https://scholar.hw.ac.uk/> (best accessed through Glow to avoid the need for a username and password).



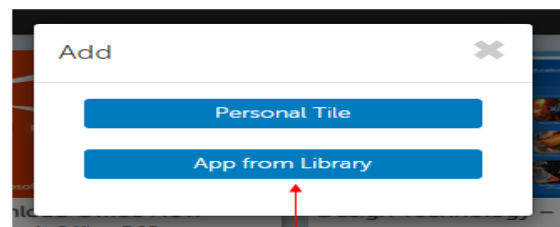
West OS provides recorded learning experiences for children and young people. Each West OS video provides 10 minutes of input from an experienced teaching practitioner and is designed to support learners to develop skills, knowledge and understanding of key learning concepts. Pupils: the West Partnership tile can be added to your launchpad by following the directions below. Please do take some time to have a look at the resources available and be aware that more material will continue to be added over the coming months.




Adding Tiles to your Launchpad



Select ADD



Select App from
Library



Search for 'apps'
And add to Launch Pad



Subject	Areas to study	Study materials	How parents/carers can help
Art & Design Nat 4, Nat 5 & Higher	<ul style="list-style-type: none"> • Expressive folio - individual chosen theme (usually still life or portraiture) • Design Folio- individual chosen theme (usually graphic design, fashion, jewellery design or product design) • Art & Design Studies - Critical writing on chosen artists and designers and unseen art and design pieces 	<ul style="list-style-type: none"> • SQA Past Papers and departmental questions • Look through your Design & Expressive work booklets and make sure you understand all the art and design terminology. • Look at the departmental Help Booklets that discuss all the prompts within the question papers and make sure you have a strong knowledge of the word banks. • All of the above information can be found in the class Teams Pages in the Files Section. 	<ul style="list-style-type: none"> • Be aware that there is always homework to be completed on both individual Design and Expressive folios • SQA Past Papers and departmental questions are on our Teams pages. • Be aware of the exam question prompts and meanings in the departmental help booklets (pages 5-12) • Encourage attendance at Supported Study • Encourage open book and timed questions <p>Please email Mr Reid, Faculty Head of Expressive Arts, if you have any further questions gw10reidross@glow.ea.glasgow.sch.uk</p> <ul style="list-style-type: none"> • Follow @HHS_Exparts
Art & Design Advanced Higher	<ul style="list-style-type: none"> • Individual Expressive or Design Practical Folio selected by the pupil. 	<ul style="list-style-type: none"> • Examples of critical studies essays and previous examples of folios for pupils to take presentation inspiration from can be found within the department. • Stay connected on your Teams page. 	<ul style="list-style-type: none"> • Be aware that there is always homework to be completed on the pupils chosen Design or Expressive folio • Encourage S6 pupils to use study periods within the department where possible • Follow @HHS_Exparts

	<ul style="list-style-type: none"> • A critical studies piece of work linked to the practical folio. 		<ul style="list-style-type: none"> • Encourage attendance at Supported Study sessions <p>Please email Mr Reid, Faculty Head of Expressive Arts, if you have any further questions gw10reidross@glow.ea.glasgow.sch.uk</p>
Administration and IT	Theory Practical IT skills Communication	<ul style="list-style-type: none"> • Teams page • Administration and IT Textbooks N5 and Higher • Printed and jotter notes • SQA Past Papers • BBC Bitesize • Technologies Blog • Flash cards and mind maps • Practical IT tasks 	<ul style="list-style-type: none"> • Past papers available on SQA website • Timed practice of questions • Twitter: @ HHSTechnologies • Check Glow Teams page • Please email Mr Tait, Faculty Head of Technologies, if you have any further questions gw16taitdavid1@glow.ea.glasgow.sch.uk
Biology	National 4	<p>On Teams you will find:</p> <ul style="list-style-type: none"> • Class presentations • Revision mind maps for each topic in course • Summary notes for each unit • Pupil Booklets (containing more detailed notes) for each unit • Homework Booklets (containing past exam style questions) for each unit • Problem Solving Booklets for each unit <p>Useful Links: http://nat4biopl.edubuzz.org/ https://www.bbc.co.uk/bitesize/subjects/z3ykjxs</p>	<p>Encourage weekly study from materials on Teams, including completion of homework and problem solving questions.</p> <p>Follow @HillheadScience for recent news.</p>
Biology	National 5 1) Cell Biology 2) Multicellular Organisms 3) Life on Earth	<p>Supported study on Tuesdays and Thursdays with Mr Reilly.</p> <p>Please see class Teams page to access the following resources:</p> <ul style="list-style-type: none"> • Class presentations • Revision mind maps for each topic in course • Summary notes for each unit 	<p><u>Encourage the following:</u></p> <ul style="list-style-type: none"> • Get a lever arch file to organise all materials issued • Create a summary of important points for each subtopic – key facts, definitions, explanations • Create flash cards/mind maps for each topic and get parents/carers to test you. • Regular practice of past paper questions from booklet.

		<ul style="list-style-type: none"> • Pupil Booklets (containing more detailed notes) for each unit • Homework Booklets (containing past exam style questions) for each unit • Problem Solving Booklets for each unit • 'Learning Document' for each unit – provides list of key concepts covered in course • Links to useful websites: • bbc.co.uk/bitesize/subjects/zync87h • For Past Papers and Marking Schemes: sqa.org.uk/pastpapers/findpastpaper.htm?subject=Biology&level=N5 	<ul style="list-style-type: none"> • BBC Bitesize for revision and tests • Check YouTube clips (see your teacher for guidance) • Follow @HillheadScience on Twitter for recent news.
Biology	Higher	<p>Supported study on Tuesday with Miss McLeod 4-5pm and on Thursday with Mrs Hope 3-4pm.</p> <p><u>On Teams you will find:</u></p> <ul style="list-style-type: none"> • Class presentations. • Printable Graph paper for practising graphs. • Summary notes for each unit. • Pupil Booklets (containing more detailed notes) for each unit. • Homework Booklets (containing past exam style questions) for each unit. • Problem solving Power-point. • Problem Solving Booklets. • Problem-solving 'How to' booklet. • Scholar Study Guide for each Unit. <p><u>Useful Websites for Higher Biology</u></p> <ul style="list-style-type: none"> • <u>SQA</u> • 2019 Course Report (what topics/areas Scotland's student did best and worst in in 2019): https://www.sqa.org.uk/files_ccc/2019HCourseReportBiology.pdf 	<ul style="list-style-type: none"> • Create a summary of important points for each subtopic – key facts, definitions, explanations • Create flash cards/mind maps for each topic and get parents/carers to test you. • Regular practice of past paper questions from booklet. • Check Teams for up to date work. • Follow @HillheadScience for recent news. • Please email Miss Ayton, Acting Faculty Head of Science, if you have any further questions • Encourage attendance at Supported Study

Biology cont.		<ul style="list-style-type: none"> • Specimen Paper & Answers (Like a mock exam, using these will help you gain and improve your exam skills): • Paper 1 - https://www.sqa.org.uk/files_ccc/HigherSQPBiologyPaper1.pdf • Paper 2 - https://www.sqa.org.uk/files_ccc/HigherSQPBiologyPaper2.pdf • Past Exam Papers & Answers (again, using these will help you gain and improve your exam skills): • https://www.sqa.org.uk/pastpapers/findpastpaper.htm?subject=Biology&level=NH • Exam Question Paper 'Understanding Standards' (where some students gained and lost marks in some previous exam questions and specific reasons why): https://www.understandingstandards.org.uk/Subjects/Biology/higher/QuestionPaper if you really use this to your advantage and study it and apply it to all of your answers this will help 'train you' to give HIGH QUALITY ANSWERS in your exam and gain as many marks possible. <p><u>Higher YouTube Channels (the ones used the most in class)</u></p> <ul style="list-style-type: none"> • CrashCourse: https://www.youtube.com/user/crashcourse • Amoeba Sisters: https://www.youtube.com/user/AmoebaSisters 	
---------------	--	--	--

Biology cont.		<ul style="list-style-type: none"> Mrs Kennedy (Scottish curriculum Biology): https://www.youtube.com/channel/UCpFdkD8twNla1IS5tgzyoLw These are some VERY useful Higher-content relevant YouTube Channels you could subscribe to/use if you want to use them, they are particularly useful for if you type in a topic you have learned about such as Transcription in the right hand side search bar it will give you any relevant videos they may have to help you understand any topics you are struggling with. I will warn you, the CrashCourse presenter has some terrible jokes but it is very useful! <p><u>BBC Bitesize</u></p> <ul style="list-style-type: none"> The main Higher Biology BBC Bitesize Website: https://www.bbc.co.uk/bitesize/subjects/zm6tyrd (there is also a BBC Bitesize APP!) 	
Biology	Advanced Higher	<p>Please see class Teams pages to access:</p> <ul style="list-style-type: none"> Class presentations Exam style question booklets and marking schemes Homework booklets and marking schemes <p>Scholar can be access through this link https://scholar.hw.ac.uk/ (best accessed through Glow to avoid the need for a username and password).</p>	<p>Encourage the following:</p> <ul style="list-style-type: none"> Get a lever arch file to organise all materials issued or organise appropriate folders on iPad. Create a summary of important points for each subtopic – key facts, definitions, explanations Create flash cards/mind maps for each topic and get parents/carers to test you. Regular practice of past paper questions from booklets and SQA website. Follow @HillheadScience for recent news.
Business Management	Understanding Business Marketing	<ul style="list-style-type: none"> Teams page - all PowerPoints in named folders plus revision folder with past paper questions and other revision materials. 	<ul style="list-style-type: none"> Past papers available on SQA website Timed practice of questions

	<p>Operations People</p> <p>Finance</p> <p>Answering questions in relation to a case study</p> <p>Answering questions with a specific command word</p>	<ul style="list-style-type: none"> • Business Management Textbooks N5 and Higher • Printed and jotter notes • SQA Past Papers • BBC Bitesize • Technologies Blog • Flash cards and mind maps 	<ul style="list-style-type: none"> • Reading and discussing business articles • Practice flash cards • https://www.bbc.com/bitesize/subjects/zw26n39 • https://www.bbc.com/bitesize/subjects/zd6fcdm • Twitter: @ HHSTechnologies • Check Glow Team page • Please email Mr Tait, Acting Faculty Head of Technologies, if you have any further questions gw16taitdavid1@glow.ea.glasgow.sch.uk
Chemistry	Advanced Higher	<p>Please see class Teams pages to access:</p> <ul style="list-style-type: none"> • Class presentations • Exam style question booklets and marking schemes • Homework booklets and marking schemes • Scholar can be access through this link https://scholar.hw.ac.uk/ (best accessed through Glow to avoid the need for a username and password). 	<ul style="list-style-type: none"> • Complete all extra tutorial questions in booklets, homework booklets and exam past paper booklets. • Access Scholar and complete practice questions • Access TEAMS use revision resources • Check for supported study session running on Teams • Regular practice of past papers from SQA website and exam style question booklets • Follow @HillheadScience for recent news.
Chemistry	National 4/5	<p>Supported Study Thursdays 3-4pm with Miss Ayton.</p> <p>Please see class Teams pages to access:</p> <ul style="list-style-type: none"> • Class presentations • Revision mind maps for every topic studied so far • Summary notes for every unit • Chemical dictionary of terms used in N5 chemistry • Exam style question booklets and marking schemes for every topic and unit • Learning outcomes • Homework booklets 	<ul style="list-style-type: none"> • Encourage attendance at supported study (Wednesday after school in T23) • Complete past papers available on SQA website • Make flashcards on topics, definitions etc. • Use success criteria issued to create flashcards on key points. • Revise summary notes and highlight key points • Practise past papers together • Check BBC Bitesize • Follow @HillheadScience for recent news.

		<ul style="list-style-type: none"> Links to useful websites, including: https://www.evans2chemweb.co.uk/ https://www.bbc.co.uk/bitesize/subjects/zjmtsbk 	
Chemistry	Higher	<p>Supported Study Wednesdays 3-4pm with Miss Zahid-Jamil</p> <p>Supported Study Thursdays 3-4pm with Mr Griffin</p> <p>Please see class Teams pages to access:</p> <ul style="list-style-type: none"> Class presentations Revision PowerPoints Exam style question booklets and marking schemes Homework booklets Links to useful websites, including: https://www.evans2chemweb.co.uk/ https://www.bbc.co.uk/bitesize/subjects/zjmtsbk https://scholar.hw.ac.uk/ (best accessed through Glow to avoid the need for a username and password). SQA Past Papers https://www.sqa.org.uk/pastpapers/findpastpaper.htm?subject=Chemistry&level=NH Even more past papers http://www.new.chemistry-teaching-resources.com/PastPapers.html Live webinar sessions are offered by e-sgoil. You must sign up in advanced through http://www.e-sgoil.com/ 	<ul style="list-style-type: none"> Encourage the following: Get a lever arch file to organise study materials. Create a summary of important points – key facts, definitions, explanations etc. Create flash-cards and get family/ friends to test you. Regular practice of exam questions from booklet. Regular attempts at past papers and pay close attention to the marking scheme! Attend supported study to ask for help Traffic light success criteria and target unknown areas for revision. · Create mind-maps to remember sequences (e.g. oxidation and addition reactions). Follow @HillheadScience for recent news.
Computing Science	Software Design & Development Database Design & Development Web Design & Development	<ul style="list-style-type: none"> Web Design and Development Notes and exercises Software Design and Development Notes and exercises Database Design and Development Notes and exercises Computer Systems Notes and Questions Booklets 	<ul style="list-style-type: none"> Revision of key points Course revision questions booklet Timed practice questions Practise coursework tasks Materials on Glow https://www.bbc.com/bitesize/subjects/zxmh34

	Computer Systems	<ul style="list-style-type: none"> • Revision Pack for N5 and H • SQA Past Papers • SQA Specimen papers • BBC Bitesize • Scholar • Supported study on Wednesdays after school with Miss Laing • Homework booklets • Live webinar from e-sgoil on Monday evenings 	<ul style="list-style-type: none"> • https://www.bbc.com/bitesize/subjects/zfs3kqt • Twitter: @ HHSTechnologies • Check Glow Team page • Please email Mr Tait, Acting Faculty Head of Technologies, if you have any further questions gw16taitdavid1@glow.ea.glasgow.sch.uk
Drama National 5	Written Component Section 1 – Pupils write about a play they’ve been involved in. Section 2 – Pupils write about a play they’ve made up.	<ul style="list-style-type: none"> • National 5 Drama Revision booklet • Examples of previous exam answers are available in the department • SQA past papers are available in the department and by accessing the SQA website • Pupils can book the Drama studio before school, during lunch or after school in order to rehearse their acting pieces. 	<ul style="list-style-type: none"> • Help with line learning for exam piece • Past papers can be accessed from the SQA website • Practise script writing • Revise lines together • Read and discuss plays together • Watch and discuss film versions of plays • Direct email of Faculty Head for any further questions gw10reidross@glow.ea.glasgow.sch.uk
Drama Higher	Written Component <ul style="list-style-type: none"> • Section 1 - Textual analysis (Analysing, learning quotes, writing about performance, directing and design concepts). 	<ul style="list-style-type: none"> • Higher Set Text Study booklet • Higher Set Text Revision booklet • Textual Analysis exemplars • Past papers (in department and available online) • Higher performance analysis booklet 	<ul style="list-style-type: none"> • Help with line learning for 2 exam pieces • Past papers can be accessed from the SQA website • Follow @HHS_Experts • Encourage pupils to attend supported study • Encourage open book and timed questions • Practise analysing performances together • Create flashcards of quotes and lines from plays • Watch film versions of plays and critique • Read in for the other character • Research the context of the play you are studying together • Read issues of acting roles and themes

	<ul style="list-style-type: none"> Section 2 - Applying knowledge of theatre production to set text Section 3 – Performance Analysis (Analysing a performance in terms of acting and theatre production) <p><i>Practical Component</i></p> <ul style="list-style-type: none"> Performance of two acting pieces OR a design project OR directing 8 pages of a play. 	<ul style="list-style-type: none"> Copies of plays being performed Pupils can book the drama studio before school, during lunch or after school in order to rehearse their acting pieces. <p>See your teacher for support on practical component</p>	<p>Direct email of Faculty head for any further questions Gw10reidross@glow.ea.glasgow.sch.uk</p>
Drama Advanced Higher	<p>Project–dissertation (30 marks): Candidates identify a performance issue. They research relevant and current performance theories and practice, and communicate their findings in a</p>	<p>Study booklets have been issued for the Assignment and Project-Dissertation. Regular check-ins are provided. Exemplars of all course components are available and will be studied in class. Access to Drama online library and digital theatre plus has been provided on Teams and pupils should be watching a range of theatrical productions throughout the course. There are a wide range of text in the department for pupils to access.</p>	<p>All of the same points as Higher Drama apart from the one about flashcards and quotes from the plays, as you don't have to learn quotes. There are also options of Design and Directing (discuss with class teacher).</p> <p>Direct email of Faculty head for any further questions Gw10reidross@glow.ea.glasgow.sch.uk</p>

	<p>dissertation (3000 words max). Assignment: (20 marks) Candidates analyse a professional theatrical production, as well as the work of at least one theatre practitioner (actor, director, and/or designer) involved in the production and produce an assignment based on a choice of two questions. This is a timed essay under controlled conditions, not an external exam. A prompt sheet with 250 words can be taken in.</p> <p>Performance (50 marks): Candidates prepare concepts for their chosen texts from full-length published plays. Actor Candidates perform to an audience. They</p>	<p>Pupils should make use of supported study time for written and practical work. Pupils can book the drama studio before school, during lunch or after school to rehearse. If the studio is free during the school day, this is also an option during study periods. SQA website for exemplar materials.</p>	
--	--	---	--

	perform two acting roles — one interactive and one monologue. Each role must be from a different play. There are also options of Design and Directing (discuss with class teacher).		
English	<p>All Levels: N5, H, ADV.H</p> <p><i>Close reading skills: summarising, using your own words, analysing language / structure, evaluating</i></p> <p>-Analysing Scottish Set texts</p> <p>-Critical Essay writing</p>	<ul style="list-style-type: none"> • English Department Blog: links to websites, folio advice, study packs and recommended reading https://blogs.glowscotland.org.uk/glowblogs/hillheadhighenglish/ • Follow us on Twitter @englishdept_hhs • National 5 (purple) and Higher (blue) SQA textbooks • Scottish Set Text revision packs (in department) • BBC Bitesize • Critical Essay exemplars • Critical Essay plans/mind-maps • Past papers (in department, textbooks and available online) • Supported Study (check timetable on website/blog for most up to date sessions) • Individual teacher blogs/Glow pages/Microsoft Teams • Notes from class - organise by each section for exam ^consider colour-coding each section (Close Reading, Set Text, Critical Essay) • Film versions of class literature (depending on text) • Notes on how to structure close reading/textual analysis answers 	<ul style="list-style-type: none"> • Visit our BLOG https://blogs.glowscotland.org.uk/glowblogs/hillheadhighenglish/ ^click Senior phase tab for Recommended Reading, study materials and exam practice • Follow our Twitter @englishdept_hhs • Direct email of Department Head for any further questions: gw20southernSusan@glow.ea.sch.uk • Read a variety of non-fiction articles (from <i>The Telegraph</i>, <i>The Guardian</i> etc.) <i>This will help with close reading skills</i> • Read and discuss critical essay text (main ideas, characters, setting, themes, plot, language, features of the genre etc.) • Create flashcards for key quotations from class literature (critical essay) and quiz together • Create tables/Venn diagrams comparing Scottish Poems in preparation for the final question (based on commonality-theme, language, persona, setting, etc.) • Create theme mats (see models from class) together • Use BBC Bitesize quizzes to test knowledge for Scottish Set Text
English (continued)			

		<ul style="list-style-type: none"> • Notes on key quotations for critical essay • Annotated Scottish Set Text (poetry, drama, prose) in class • For folio advice: check our blog/SQA site (we can only provide a small amount of input in this aspect of the course!) • Glossary of key terms (poetry, close reading etc.) available in the department + form class notes 	<ul style="list-style-type: none"> • Practise Close Reading skills / questions together (a session of own words questions, then a session revising analysis and evaluation) • Revise Close Reading formulas taught in class- highlight question types in various colours • Timed practice at home for UAE, Set Text or Critical Essay (questions available on Blog) • Past papers available on SQA website + Look at marking schemes together • Encourage pupils to attend supported study • Check your teacher's Team page on Glow • Vocabulary revision: http://freerice.com/#/english-vocabulary/1485 • Read, read read!!!
--	--	---	--

Geography	Higher, National 5 and National 4	<ul style="list-style-type: none"> • Higher & National 5 Geography Course Notes (Leckie & Leckie). • SQA Past papers. • 'How to Pass Higher Geography' book SQA endorsed. • Class booklets and power-points all available on teams. • Revision booklets made available on teams. • Practice Papers and Specimen Papers found on SQA website. • Attend supported study. Come see me if you are stuck, door is always open. • Bitesize - Higher Geography • https://highergeogblog.blogspot.com/ • https://www.nationalgeographic.com/ 	<p><u>To Parents</u></p> <p>Encourage attendance and supported study. Test your child's knowledge with quizzes and make sure they check teams for revision materials and updates.</p> <p><u>To Pupils</u></p> <ul style="list-style-type: none"> • Attend supported study/always ask if not sure. • Practice example questions and give to your class teacher for marking or use marking schemes to mark your own. • Create flash cards with examples. • Draw annotated diagrams for the physical topics. • Create mind maps for each topic. • Flow charts can be useful to connect; causes, impacts and strategies of varying topics. • Put phones away to study. <p>Try timed questions. Roughly 1 minute 6 seconds a mark.</p>
Graphic Communication	CAD and Technology in Society DTP & Design Elements and Principles Manual Graphics, Standards & Conventions	<ul style="list-style-type: none"> • Teams pages • National 5 Revision Pack • Higher Revision pack • SQA Past Papers • National 5 and Higher Leckie and Leckie books • Revision notes on MS Teams • Regular exam style, timed questions • Regular review of command words • Practical skill builders in CAD and Manual Drawing questions. • Supported study 	<ul style="list-style-type: none"> • Past Papers available on SQA Website • Timed Practice of Questions • Ask teacher questions via Microsoft Teams • Use this Sway for studying exam questions: https://sway.office.com/UzugLvHAAwASgjhF?ref=Link • https://www.bbc.com/bitesize/subjects/z276yrd • https://www.bbc.com/bitesize/subjects/znpy4wx • Twitter: @ HHSTechnologies • Check Glow Team page • Please email Mr Tait, Acting Faculty Head of Technologies, if you have any further questions gw16taitdavid1@glow.ea.glasgow.sch.uk

History	<p>Higher</p> <p>National 5</p> <p>National 4</p>	<ul style="list-style-type: none"> • Higher SQA <u>GREEN</u> Question Book • N5 SQA <u>PINK</u> Question book • Blue Quiz Book for all • Big A3 study help sheets (made in class and available on teams for M&E Topic. • Higher SQA How to Pass Textbooks (available from department) • Revision notes (Available from department) • All PowerPoints and content are available on our History TEAMS. (It's also a great space to ask questions if you are stuck) • Come and see us. You know where we are and the door is always open to you. T34 and T33 	<p><u>To Parents</u></p> <p>Ask your children about their Blue Quiz book, you can test them on every topic we study and note their scores on the front pages</p> <p><u>To Pupils</u></p> <p>How to study (Best practice)</p> <ol style="list-style-type: none"> 1. Put 1 hour 30 on a timer 2. Choose a historical context (like Nazi, or Liberals, or Migration of Scots) 3. Create your own quick A4 mind map of notes (like we did in class) 4. Test yourself (Blue Quiz book) and note your score 5. Choose a question from the Pink book (or choose a few questions) and complete (with or without your notes depending on confidence.) 6. Email responses to Mr Elder or Mr Dunn 7. Read feedback for improvement tip 8. Repeat after a break <p>Mr Elder's email address: gw10elderdouglas3@glow.sch.uk</p>
Mathematics	<p>National 4 – all units as found on SQA course specification</p> <p>National 5 – all units as found on SQA course specification</p> <p>Higher - some optionality for 2020/21 *teachers</p>	<p><u>Classwork</u></p> <p>Where possible, teachers will post class resources onto Teams so that these can be accessed at home. Pupils who miss lessons are encouraged to ask questions on Teams to obtain support from their peers as well as their teacher.</p> <p><u>Homework</u></p> <p>Nightly homework is posted on Teams pages and is typically due on a Friday. The main purpose of nightly homework exercises is to prepare for fortnightly quizzes.</p>	<p>Mathematics is a practical subject. To develop as a mathematician, it is imperative to work on problems, past papers and exercises. This is far more effective than reading notes.</p> <p>Ask about homework.</p> <p>All classes should have homework every week. If your child does not have homework, please contact gw11carsonthomas3@glow.sch.uk.</p> <p>Encourage attendance at supported study.</p> <p>Supported study offers a quiet environment to work on problems as well as getting support from a teacher.</p>

	<p>have informed classes of this*</p> <p>Advanced Higher - some optionality for 2020/21 *teachers have informed classes of this*</p>	<p>Some Senior Phase classes will have extended exercises to complete which are also available on their class Teams page. The purpose of these homework exercises is to prepare for examinations.</p> <p><u>Revision</u></p> <p>National 4</p> <p>http://www.prestwick.sayr.sch.uk/national-41.html contains unit assessment revision as well as a variety of problems to provide preparation for National 5 as well as revision for National 4.</p> <p>National 5/ Higher/ Advanced Higher</p> <p>http://www.dynamicmaths.co.uk/QuestionBank/ is the go-to resource for past paper questions. These can be searched by year or by topic and go back as far as 1989.</p> <p><u>Supported Study</u></p> <p>Supported study is available every day in the department. There are sessions before and after school for different levels. Please check @HHS_Mathematics on Twitter for timings.</p> <p><u>Contacting Teachers</u></p> <p>Teams should be used as the main way to contact teachers from outside of school.</p>	<p>Attendance can be for the full hour or just for enough time to get help with a specific problem or past paper question.</p> <p>Ask your child what they've been learning about in maths.</p> <p>Even if you are not confident in it yourself, it is a good opportunity to gain a sense of how your child feels about the subject, if they need support or additional challenge.</p>
--	--	--	---

Modern Languages	All Modern Languages cover 4 main skills : reading, listening, talking and writing. Each of these has specific tasks allocated to them and class teachers will direct students accordingly	<ul style="list-style-type: none"> • Bright Red Study Guides : N5 and Higher (Spanish and French) • How to Pass Guides : N5 and Higher (French) • Past Papers (all languages) : SQA website • Department hand-outs and support notes • Websites from Course notes • Class Teams Page • Scholar 	<ul style="list-style-type: none"> • Pupils have right to use a dictionary in Reading papers, so parents could ensure students have access to bi-lingual dictionary – becoming proficient in dictionary use saves time and can therefore benefit students in the exam • Vocabulary revision – testing • Encourage attendance at Supported Study
Modern Languages : French Higher	Reading : Identifying key information from text	<ul style="list-style-type: none"> • As above • Reading rules 	<ul style="list-style-type: none"> • All pupils have access to Study Guides – parents could buy their own one if they feel it would support pupil better • Follow famous French people on Twitter • Read and discuss French news and websites
Modern Languages : French Higher	Translation	<ul style="list-style-type: none"> • As above • Materials given in class • Revise grammar to identify verb tenses • 	<ul style="list-style-type: none"> • Read over translated work to ensure makes sense in English • Revise materials in class together
Modern Languages : French Higher	Directed Writing	<ul style="list-style-type: none"> • As above • Class materials 	<ul style="list-style-type: none"> • Timing : 30 mins max • Test on passé compose • Revise class notes together • Look at model answers together • Revise bullet point structure for writing
Modern Languages : French Higher	Listening	<ul style="list-style-type: none"> • Websites to support class materials and Study Guides • TV5.fr • Scholar • 	<ul style="list-style-type: none"> • Listen to French music! • Listen to French podcasts • Watch French films and news together

Modern Languages : French Higher	Talking	<ul style="list-style-type: none"> • Essays • Recorded materials 	<ul style="list-style-type: none"> • Practice asking questions • Check for pronunciation against sound file • Record self and listen together/critique
Modern Languages : French Adv Higher	Reading, Translation, Listening, Writing,	<ul style="list-style-type: none"> • Scholar • Class materials • Past Papers • Teams Page • Websites to ensure latest news • Essays 	<ul style="list-style-type: none"> • Encourage attendance at Supported Study • Revise class materials and past papers • Read French news and websites • Listen to and watch French music, film, news
Modern Languages : French Adv Higher	Portfolio	<ul style="list-style-type: none"> • Class materials • Websites 	<ul style="list-style-type: none"> • Essay structure • Check logical sequence of argument • Ensure bibliography attached
Modern Languages : French Adv Higher	Talking	<ul style="list-style-type: none"> • Class materials • Essays • Teams Page 	<ul style="list-style-type: none"> • Practice with young person • Check for pronunciation against sound file
Modern Languages : Spanish Higher	Reading : Identifying key information from text Translation	<ul style="list-style-type: none"> • Study Guides • Teams page • Class materials – reading booklets on each topic area with translation section 	<ul style="list-style-type: none"> • All pupils have access to Study Guides – parents could buy their own one if they feel it would support pupil better
Modern Languages : Spanish Higher	Directed Writing	<ul style="list-style-type: none"> • Class materials 	<ul style="list-style-type: none"> • Timing : 30 mins max
Modern Languages : Spanish Higher	Listening	<ul style="list-style-type: none"> • Dept blog web links • Weblinks to Study Guides • SQA site – past papers 	Timing past papers
Modern Languages : Spanish Higher	Talking	<ul style="list-style-type: none"> • Essays • Recorded materials 	<ul style="list-style-type: none"> • Practice asking questions • Check for pronunciation against sound file
Modern Languages : Chinese Higher	-Reading skills -Directed Writing	<ul style="list-style-type: none"> • Quizlet-MrsCWang • Vocabulary booklet- also on the Quizlet 	<ul style="list-style-type: none"> • Vocabulary revision

	-Assignment Writing (discursive writing)	<ul style="list-style-type: none"> • Grammar Booklet • Higher Reading and Listening Booklet 	<ul style="list-style-type: none"> • Timed practice at home for Directed Writing and Assignment Writing • Past papers available on SQA website • Revise grammar, reading and listening booklets together
Modern Languages : Urdu Higher		<ul style="list-style-type: none"> • Past papers - SQA website • https://qualifications.pearson.com/en/home.html • http://www.ibtada.com • Alphabet Urdu: https://www.youtube.com/watch?v=G2ueGTGVCuM&list=RDG2ueGTGVCuM 	<ul style="list-style-type: none"> • Encourage attendance at Supported Study sessions • Encourage Reading at home with up-to-date newspaper articles, books, magazines, etc and issues of relevance to community • Practice Urdu alphabet together • Attempt past papers together
Modern Studies	Higher National 5 National 4	<ul style="list-style-type: none"> ❖ Glow Blog – (n.b. these are restricted to those in the class) ❖ https://blogs.glowscotland.org.uk/gc/modernstudieshillheadn5/ ❖ BBC Bitesize ❖ SQA Past Paper and Course Specification ❖ BBC News, Guardian Website, Independent ❖ Class Materials ❖ Class Teams page ❖ Bright Red revision notes book ❖ Jotter ❖ Example Questions and Answers available from department ❖ Leckie and Leckie National 4 and 5 course notes 	<p><u>To Parents</u></p> <ul style="list-style-type: none"> ❖ Ask pupils about their class Teams pages. Class materials, notes, discussion and updates are posted regularly. ❖ Encourage attendance at supported study ❖ Test your child's knowledge with quizzes <p><u>To Pupils</u></p> <ul style="list-style-type: none"> ❖ Practice example questions and answers ❖ Practice timed essay Qs (x3): 1 hour 45 mins ❖ Practice source Qs (x3): 1 hour 15 mins ❖ Email responses to your class teacher ❖ Read the News: BBC News, Guardian Website, Independent ❖ Create flash cards with examples for essays ❖ Create mind maps on each topic ❖ Help create essay plans for different past paper questions ❖ Engage in political conversations based on news stories or current events ❖ Watch political documentaries- Panorama, BBC Documentaries, Politics Live, FMQT/PMQT

			<ul style="list-style-type: none"> ❖ Read a wide range of news websites: BBC, The Guardian, The Independent, Al Jazeera ❖ Join twitter and follow political journalists and news outlets
Music	N5 – Advanced Higher <ul style="list-style-type: none"> • Performing • Composition • Listening 	<ul style="list-style-type: none"> • Repertoire discussed and selected with class teacher/instrumental tutor. • Music Department available before, during and after school for practice. • Use of DAW (Sibelius, Logic Pro X) for production of composition work available before and during school hours in the Music Department and Library NB: Library has Sibelius only. • Booklets for revision of concepts in Listening/Understanding Music element of SQA course. • http://www.ataea.co.uk/ • https://mymusiconline.co.uk/ • Stay connected to your class Teams Pages 	<ul style="list-style-type: none"> • Parents/carers should be aware of a regular practice regime. (30 minutes per day for each instrument) • should notify Music Department if regular practice is faltering. • should be aware of more detailed course requirements through familiarisation with the Senior Phase Options booklet. • Follow @HHS_Experts • Encourage attendance at Supported Study • Direct email of Faculty Head for any further questions gw10reidross@glow.ea.glasgow.sch.uk
Philosophy	Higher National 5	<p>Higher SQA Exam Questions</p> <p>Resources for all topics available on Teams. These provide detailed notes and example SQA Questions. Please ask for print-outs and copies</p> <p>Revision notes (Available from department)</p> <p>All power points and content are available on our TEAMS. (It's also a great space to ask questions if you are stuck)</p> <p>Come and see us. You know where we are and the door is always open to you. T15</p>	<p><u>To Parents</u></p> <p>Ask pupils about the class Teams page – class materials, links to relevant articles and items of Philosophy in the news are posted there.</p> <p>Test your child's knowledge and understanding with quizzes.</p> <p>Encourage attendance at supported study sessions.</p> <p>Read beyond the subject and explore authors like Nigel Warburton and Julian Baggini</p> <p><u>To Pupils</u></p> <p>Put your phone away when revising</p> <p>Complete Timed practice questions</p>

			<p>Email them in for feedback and support</p> <p>Create flash cards with examples for essays</p> <p>Create mind maps on each topic</p> <p>Create essay plans for different past paper questions</p>
Photography Higher	<ul style="list-style-type: none"> • Individual chosen theme portfolio • Question Paper Exam looking at technical and creative responses to photography 	<ul style="list-style-type: none"> • Stay connected to your class Teams Page. • Complete Forms assignments linked to the multiple choice questions. • Use your work booklet to plan you folio piece. • Continue to read the departmental PowerPoints on each of the Photography sections. • SQA Past Papers and departmental questions. 	<ul style="list-style-type: none"> • Be aware that there is always homework to be completed on the pupils chosen folio theme • SQA Past Papers and departmental questions are in the Files section in Microsoft Teams. • Follow @HHS_Experts • Encourage attendance at Supported Study • Encourage discussions around chosen Theme • Encourage open book and timed questions <p>Direct email of Faculty Head for any further questions gw10reidross@glow.ea.glasgow.sch.uk</p>
Physical Education National 5	Practical Component - Personal Performance Practice in 1 One Off Performance Activities. This is a temporary change for session 2020-2021	Physical Education Department Facilities – Pupils have access to the facilities in order to practice for final practical assessments (Before school, lunch time and after school – parental note required for pupils practicing unsupervised)	<ul style="list-style-type: none"> • Encourage additional personal practice time /school clubs / personal clubs / assist with additional personal practice at local sports centres. (this is currently subject to restrictions)
Physical Education National 5	Portfolio Component – Methods of Gathering Information	<ul style="list-style-type: none"> • All class materials have been uploaded to Microsoft teams • Physical Education Department Blog – Link to National 5 Portfolio template • Physical Education Department Revision Guide • Leckie and Leckie National 4 and 5 Course Support Notes 	<ul style="list-style-type: none"> • Encourage immediate downloading of National 5 Portfolio. This is a ‘seen’ document and allows pupils permanent access for practicing the questions they will complete and have sent away to be marked by SQA. • Practice questions together • Revise command words together

	<p>Approaches to Develop Performance Monitoring and Evaluating Progress</p> <p>Command Words</p> <ul style="list-style-type: none"> -Identify -Describe -Explain -Justify -Evaluate 	<ul style="list-style-type: none"> BBC Bitesize 	<ul style="list-style-type: none"> Check updates provided by teachers on Teams pages Direct Email of Faculty Head for any further questions gw14gemmilljohn3@glow.sch.uk
Physical Education Higher	<p>Practical Component –</p> <p>Personal Performance Practice in 1 One Off Performance Activities. This is a temporary change for session 2020-2021</p>	<ul style="list-style-type: none"> Physical Education Department Facilities – Pupils have access to the facilities in order to practice for final practical assessments (Before school, lunch time and after school – parental note required for pupils practicing unsupervised) 	<ul style="list-style-type: none"> Encourage additional personal practice time /school clubs / personal clubs / assist with additional personal practice at local sports centres.
Physical Education Higher	<p>Exam Component –</p> <p>Methods of Gathering Information Approaches to Develop Performance</p>	<ul style="list-style-type: none"> All class materials have been uploaded to Microsoft Teams pages Physical Education Department Blog Mandatory Course Content check off Physical Education Department Model Answers Physical Education Department Exam Preparation Guide Physical Education Department Practice Questions Leckie and Leckie Course Support Notes 	<ul style="list-style-type: none"> Timed questions practice Revise structure of answers based on class notes Review and compare personal answers in comparison to SQA verified ones Encourage pupils to change SQA verified questions with different Factors / Features and different command words Check updates provided by teachers on Teams pages Revise command words

	<p>Monitoring and Evaluating Progress</p> <p>Command Words</p> <ul style="list-style-type: none"> -Describe -Explain -Evaluate -Analyse 	<ul style="list-style-type: none"> Leckie and Leckie Verified Questions and Answers Leckie and Leckie Success Guide 	<ul style="list-style-type: none"> Direct Email of Faculty Head for any further questions gw14gemmilljohn3@glow.sch.uk
Physics	National 4/5	<p>Supported study on Tuesdays with Miss Robinson 4-5pm.</p> <p>Please see class Teams page to access the following resources:</p> <ul style="list-style-type: none"> Powerpoint presentations Summary notes for each unit Pupil Booklets (containing fill in the blank sections) for each unit Homework Booklets for each unit Question booklets Extra questions with answers Learning objectives and learning outcomes for each unit Check tests for each unit with solutions Past paper questions Revision powerpoints for each unit Links to useful websites, including: <ul style="list-style-type: none"> Calderglen Physics http://www.calderglen.s-lanark.sch.uk/wpPhysics/?page_id=68 Larbert Physics http://www.calderglen.s-lanark.sch.uk/wpPhysics/?page_id=68 Mrs Physics https://mrsphysics.co.uk/n5/ 	<ul style="list-style-type: none"> Encourage attendance at supported study sessions Weekly past paper work Revision of notes/creation of flash cards SQA Course content document SQA understanding standard documents Follow @HillheadScience for recent news.

		<ul style="list-style-type: none"> o Fizzics https://mrmackenzie.co.uk/national-5/ o Mr Mitchell https://www.mrmitchellphysics.co.uk/nat5 o BBC Bitesize https://www.bbc.co.uk/bitesize/subjects/z6fsgk7 	
Physics	Higher	<p>Supported study on Tuesdays with Miss Robinson 4-5pm</p> <p>Please see class Teams pages to access:</p> <ul style="list-style-type: none"> • Class presentations • Revision powerpoints • Check tests • Question booklets • Extra Questions with answers • Homework booklets • Flashcards • Learning outcomes • Key definitions • Past papers • Links to useful websites, including: <ul style="list-style-type: none"> a. Calderglen Physics http://www.calderglen.s-lanark.sch.uk/wpPhysics/?page_id=15 b. Larbert Physics https://www.larberthigh.com/departments/sciences/physics/higher.html c. Mrs Physics https://www.mrsphysics.co.uk/higher/ 	<ul style="list-style-type: none"> • Encourage attendance at supported study • Weekly past paper revision from mrmackenzie website • Revision of notes/creation of flash cards • SQA Course content document • SQA understanding standard documents • Follow @HillheadScience on Twitter

		<p>d. Fizzics https://mrmackenzie.co.uk/higher-revision/</p> <p>e. Mr Mitchell https://www.mrmitchellphysics.co.uk/higher</p> <p>f. BBC Bitesize https://www.bbc.co.uk/bitesize/subjects/zpyb4wx</p> <p>e-SGOIL Live webinar sessions are offered by e-sgoil. You must sign up in advanced through http://www.e-sgoil.com/</p> <p>SCHOLAR Scholar can be accessed through this link https://scholar.hw.ac.uk/ (best accessed through Glow to avoid the need for a username and password).</p>	
Physics	Advanced Higher	<p>See class teams page to access:</p> <ul style="list-style-type: none"> • Class presentations • Exam-style practice questions and marking instructions • Check tests and marking instructions • Homework booklets • Summary Notes <p>SCHOLAR Scholar can be accessed through this link https://scholar.hw.ac.uk/ (best accessed through Glow to avoid the need for a username and password).</p>	<ul style="list-style-type: none"> • Follow @HillheadScience for recent news. • Weekly revision using materials on Teams. • Catch-up on work missed due to absence through Teams. • Self-assess learning using check-tests.

Practical Woodwork Please note for the 2021-2022 session there is no SQA external exam component	National 5 Flat Frame Construction Carcase Construction Measuring and Marking Out Reading and Interpreting Drawing Materials Bench work Cramping Mechanical fixings and adhesives Safe use of machines and power tools Surface preparation and finishing Safe working practices Sustainability and recycling	<ul style="list-style-type: none"> • Teams page • National 5 Bright Red Publishing • BBC Bitesize • Posters in the workshops • Past Papers • Command Words Booklet • Quizlet • Microsoft Teams • Design & Technologies on Glow • Supported Study • Technologies Blog 	<ul style="list-style-type: none"> • Past Papers available on SQA Website • Timed Practice of Questions • Revise command words booklet • Encourage use of Glow blogs and Microsoft Teams for revision materials • Twitter: @ HHSTechnologies • Encourage attendance at supported study • Check Glow Team page • Please email Mr Tait, Acting Faculty Head of Technologies, if you have any further questions gw16taitdavid1@glow.ea.glasgow.sch.uk
---	--	---	---

Contact email addresses:

If you have any specific queries about any of the material mentioned above or any of the coursework you can contact our curricular leaders directly at the email addresses below or for more general support please contact your child's Pastoral Care Teacher or Depute Head Teacher.

English: Miss Southern gw20southernsusan@glow.ea.glasgow.sch.uk

Expressive Arts: Mr Reid gw10reidross@glow.ea.glasgow.sch.uk

Humanities: Mr Elder gw10elderdouglas3@glow.ea.glasgow.sch.uk

Mathematics: Mr Carson gw11carsonthomas3@glow.ea.glasgow.sch.uk

Modern and Community Languages: Mrs Campbell-Young gw10campbellyounglau@glow.ea.glasgow.sch.uk

P.E. and Health & Wellbeing: Mr Gemmill gw14gemmilljohn3@glow.ea.glasgow.sch.uk

Science: Miss Ayton gw11aytonalyson@glow.ea.glasgow.sch.uk

Technologies: Mr Tait gw16taitdavid1@glow.ea.glasgow.sch.uk