






## Glasgow Communities, Learning & Libraries Session Planner & Recording

<b>Session Info</b>	<b>Group</b>		<b>Date</b>	
	<b>Session Title</b>	ESOL Family Play Session 7 Road Safety, Transport and Directions		
	<b>Session Staff</b>			

<b>Outcomes</b>	Intended Outcomes and Benefits of Session:
	<ul style="list-style-type: none"> <li>Parents and carers feel welcomed into the school and start to get to know each other and staff in an informal setting.</li> <li>Parents/Carers note their current confidence levels using transport and directions language through play.</li> </ul>

<b>Activity</b>	<b>Method</b>	<b>Time</b>	<b>Resources</b>
	Welcome. Recap fruit/veg. Discuss homework.	0-5	Name badges Flashcards Fruit/vegetables sheet
	Warmer activity. Fruit & Veg Bingo.	5-10	QR Code for Fruit & Veg Bingo Cards 
	T elicits traffic lights and function. T demonstrates stop, get ready, go. T elicits lollipop person and their role. T elicits road speed limits. T elicits road safety. T reviews elements from Road Safety Scotland website. <a href="https://roadsafety.scot/children-and-educators/first/roadstars/">https://roadsafety.scot/children-and-educators/first/roadstars/</a>	10-15	Traffic lights/road/motorway lollipop person/speed limits images QR Code for Road Safety Scotland 
	Elicit transport. Show road transport images – car, bus, van, lorry, police car, fire engine, ambulance, taxi, motor bike, bike, bin lorry. Sound horn/rev engine. Recap/elicite directions – forwards/backwards/left/right/up/down etc. <b>Progression - other transport ie aeroplane, train, subway, boat, helicopter etc; cost of transport; travelling in the city/Scotland.</b>	15-25	Transport images Longman Photo Dictionary
	Arrange for children to join parents.	20-30	
	T explains games & activities. Sts help set up.	25-30	Resources below

<p>Model and play Traffic Lights 1 – stop (red), run on spot/get ready/slow down(amber), run around room (green). Sts take turns choosing the traffic light. Option to make traffic lights with students.</p>	<p>30-35</p>	<p>Traffic lights (small bowl, coloured tissue paper, glue, long stick, tape)</p>
<p>Traffic lights bean bag race. In 2 groups/lines, sts toss red, yellow &amp; green beanbags into a box. T or S holds the box. Option to move box backwards &amp; forwards to cater for abilities.</p>	<p>35-40</p>	<p>Bean bags x 6 Boxes x 2</p>
<p>All Aboard. Sts form a train with one st leading as the train driver. T/S directs the train from station travelling slowly/quickly/forwards, backwards, around bends, up hill, down hill etc and back to station. Change drivers. Option to set up cones/use speed limits images.</p>	<p>40-45</p>	<p>Cones Speed limits images</p>
<p>Parachute Change. T calls directions and sts move with the parachute. Option to sing Forwards &amp; Backwards song. Activity becomes faster.</p>	<p>45-50</p>	<p>Parachute Lyrics to Song QR Code for Song</p> 
<p>Song time – A Big Red Bus. Sts do hand actions – large for bus, small for mini, rev engine for Ferrari. Option to do just Verse one and repeat.</p>	<p>45-55</p>	<p>Lyrics to Song QR Code for Song</p> 
<p>Evaluation – Sts form a train and shout out one thing they have learned/enjoyed. Homework – practise transport. Say what you see. Learn song from SBT website. Give out transport sheet.</p>	<p>55-60</p>	<p>Ipad to record comments QR Code for transport sheet</p> 
<p>Websites for additional lesson plan and flashcards. <a href="https://www.eslkidstuff.com/lesson-plans/pdf/directions-lesson-plan.pdf">https://www.eslkidstuff.com/lesson-plans/pdf/directions-lesson-plan.pdf</a> <a href="https://www.flashcardsforkindergarten.com/wp-content/uploads/2020/08/transportaion-flashcards.pdf">https://www.flashcardsforkindergarten.com/wp-content/uploads/2020/08/transportaion-flashcards.pdf</a></p>		

# Session Recording

Participant Count	Adults	Children	Total

<b>Outcomes</b>	<p>What were your thoughts on the session? Were the intended outcomes achieved? Was the session delivered according to the session planner? If not, what changed?</p>
-----------------	-------------------------------------------------------------------------------------------------------------------------------------------------------------------------------

<b>Evaluation</b>	<p>What participant impact statements did you receive? What other evaluation methods did you use and where is this stored?</p>
-------------------	------------------------------------------------------------------------------------------------------------------------------------

<b>Actions</b>	<p>Were there any problems / incidents / issues that require further action? Is there any preparation required for the next session?</p>
----------------	----------------------------------------------------------------------------------------------------------------------------------------------

<b>Progression</b>	<p>Did you signpost or refer any families to other services? Are you aware of any other participant progression, e.g. college, volunteering, employment?</p>
--------------------	------------------------------------------------------------------------------------------------------------------------------------------------------------------