

Bingo Instructions



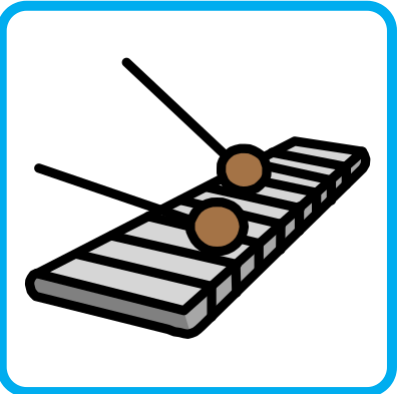





These are the resources for making a Bingo game with 10 players. There are individual game cards for each player plus a set of picture cards for the teacher.

Set the printer to print single sheets, single-sided.


If you want the players to cover their bingo cards with matching pictures then you will need to print an extra four copies of the set of picture cards (page 2 in this template).

To modify this game for other topics, replace any symbol and every other copy of that symbol will change automatically.


There are fifteen symbols in this resource.




Card 1




Card 2



Card 3



Card 4




Card 5




Card 6




Card 7



Card 8



Card 9



Card 10

