


To help you get the best out of the book here are some ideas to talk about when reading aloud with your child. We hope you and your child enjoy reading together!



Follow the Trail Minibeasts:  
Take a Peek! Fun Finger Trails!

**Listen and watch**



**SCAN ME**

### Before Reading

Read the title and look at the pictures on the front cover.

- ***“I wonder what minibeasts are? What can you see on the front cover?”***
- ***“Have you ever seen any of these minibeasts before?”***
- ***“Where did you see them?”***

### During Reading

- ***“I wonder which minibeast might ‘loop around’?”***
- ***“I wonder what nectar might taste like?”***
- ***“Can you remember where bees make their honey?”***
- ***“I wonder what minibeast might be on the next page! Can you find a clue on this page?”***
- ***“How many legs does an insect have? Let’s count the ladybirds to check!”***
- ***“Can you find anything round like a circle in our house?”***

### After Reading

- ***“What was your favourite minibeast?”***
- ***“Can you think of any other minibeasts you have seen?”***
- In the book it says dragonflies like calm places. ***“Can you think of a calm place you like to go to?”***

## Tracks and Trails

Next time you go to the park, go on a minibeast or animal hunt.

***“Can you spot any tracks or trails in the mud?”***

Why not grab a stick and make your own tracks and trails in the mud.



**zigzag**



**spiral**




**loops**




**wavy**

You could find a puddle and make some trails with water and footsteps.



## Sing-a-long



Listen and join in with these songs about a minibeast you may have seen.



**SCAN ME**



**SCAN ME**

## Shape Hunt


When out for a walk in your local area have a look for shapes in your environment.

***“Can you find a...?”***



**square**

**triangle**



**circle**

