



Welcome to
Cuthbertson
Primary
school



This is our school!

To the right is the front door for our primary children and to the left is the door to our nursery.

The primary one children play behind the school building and this is where we line up in the morning.





This our headteacher
Mrs Lesley Murrie.

She has a very
important job as she
has to look after the
whole school!



Hi! I am Miss Kirsteen Kennedy.
I am in charge of all the older
boys and girls in P4-7.
You will also see me at whole
school assemblies.



These are our depute
head teachers.

Hello! I am Miss
Gillian Kennedy. I am
the so looking
forward to
welcoming you to our
school. I am in
charge of P1-3 and
the nursery.
You will also see me
every Monday
morning at assembly.



It is easy to remember
their names as they are
both called Miss
Kennedy!



Hi! I am Miss McGregor.
I am in charge of
Primary 1M
and I am very excited to
meet you all!



Hi! I am Miss
Carswell.
I am in charge of
Primary 1C
and I am looking
forward to
meeting you all!



Now to the people you will
see every single day.

Our primary one teachers
are Miss Carswell and
Miss McGregor.

They are both very
excited to meet you all!



These are our primary one classrooms.

Both are very similar and are next door to each other.

They have both been set up to support play based learning.





In our classrooms-Literacy

- In our classrooms we have literacy corners which promote reading and writing. There are a variety of books, games and mark making materials in these areas.
- During Primary 1 literacy we learn how to write common words including our own name, to form and read all our sounds and we also begin reading.
- Here are some photos of our literacy areas with some of the fun activities we do!



Literacy activities in P1




Jolly Phonics Actions

Set 1

- s** Weave hand like a snake, making 's' shapes while saying *ssssss*
- a** Short a: Wiggle fingers above elbow, as if ants are crawling on you, and say *a a a*
- t** Children imitate watching tennis, moving heads side to side saying *t t t*
- i** Children pretend to be mice by wiggling fingers on the end of their noses and squeaking *iii*
- p** Hold up index finger, pretending it is a lit candle, and imagine you are blowing it out by saying *p p p*
- n** Hold out your arms, as if you are a plane nose diving, and say *nnnnn*

The Jolly Phonics Scheme © Jolly Learning - Resource and images produced by Bev Evans, www.communication4all.co.uk, 2007





In our classrooms - Numeracy



- We learn to count numbers forwards and backwards.
- We learn counting songs and sometimes we even dance too.
- In numeracy you will take part in fun activities independently, with your group and with some of my help.
- When we get really good at our counting we will start to add numbers.
- Sometimes we will use our fingers, cubes, counters or a number line to help us.
- When we become superstars at adding we will then learn to subtract numbers. How exciting!
- In primary 1 we have so much fun during numeracy and I think you will really enjoy it!



Numeracy activities in P1



Ladybird Spots

Counting, Matching and Ordering

Click me!

Counting Matching Ordering

Choose the game you want to play by selecting one of the buttons above

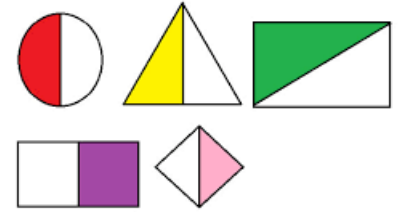
Topmarks




Maths



- In Maths we will also learn lots of new things.
- We will learn to identify 2D shapes. you will do lots of fun activities for shape.
- You will learn the names of 2D shapes and how to draw them.
- In measure we learn to weigh items. You will learn to identify when something is 'heavy or light'
- Then we will measure the volume of containers.
- This will be fun as during this time we will play in the sand and water 😊
- We will learn to identify coins and use them to count and add.
- We will also learn to find half of a shape and half of a number.



MATHS




Role play areas

- Through our class topics the children have the opportunity to visit the class role play areas. We use the children's interests and ideas to create these areas.
- In previous years we have had shops, houses and even a restaurant!
- These areas help to reinforce topic learning through play. It is fun dressing up and taking on new roles!



Funky Fingers

- At the funky finger table we do lots of fun activities. This helps to build your gross motor skills and your finger/ hand strength.
- At the funky fingers table you will be able to use a variety of things.
- There will be:
 - Pom poms
 - Pasta shapes
 - Beads
 - String
 - Cereal
 - Feathers
 - Buttons
- And lots more. You will also work on using tongs to grip things and learn to feed bead onto string.
- Sometimes there will be a task for you to complete linked to what you have been learning in literacy and maths.





Here are some activities you might do in the funky fingers area.



Topic

- In primary 1 you will explore a number of different topics.
- Last year in primary 1 we spent time learning about:
 - Our local community - Govanhill
 - Exploring the Christmas story through our Nativity show
 - Understanding day and night
 - Fairyland - exploring lots of different fairy tale stories.
- Topic time is fun!
- We will do different
 - Arts and crafts
 - Building
 - Watching/ listening to and exploring stories
 - Going for scenic walks & visiting our local park
 - Having group and whole class discussions!



Physical Education



- In primary one we do PE twice a week.
- We do this in the gym hall which is right outside our classroom.
- Normally the tables are not there!!
- For gym you need your own gym kit. You should try to bring in a pair of shorts or leggings and change of shoes.
- You should bring it in a little bag and you can keep it on your peg.
- In primary one PE we do lots of team games, gymnastics, dancing and ball skills.



Lunchtime

- Our lunchtime starts at 12.15pm until 1pm.
- This is our school dinner hall.
- Children have the opportunity to be a packed or school lunch.
- If you choose to be a school lunch you will eat inside the dinner hall.
- We also offer a halal menu for children
- You can see all the lunch options for the week on-
<http://fuelzoneprimary.co.uk/meal-1-1-1.html>





Lunches

- If you choose to bring a packed lunch you bring it in a lunch box in the morning and it will be kept in a box outside the classroom.
- You can also go home lunch from 12.15pm-1pm. Parents or carer's can collect children from the school office.



General information

- When you arrive at school in the morning you will hang your jacket on your own peg. You will know this is your peg as it has your name and picture on it just like this one!
- We have boys and girls toilets across from the classroom which we will encourage children to use frequently.
- We go as a class before and after lunch.
- If you are not feeling well a friend will take you to the office.
- Our playtime is 10.30-10.45am and our lunchtime 12.15-1.00pm.
- You will play outside in the playground with your friends unless its raining we will come back inside the classroom.





We are so excited to welcome you to Cuthbertson Primary in August!



If you have any questions regarding the school or transitions you can contact us!

Have a great summer and we will see you ready for school in a few months!