



The Glasgow Counts team has put together some fun ideas to connect Numeracy and Maths learning to everyday life. This week the activities you can enjoy at home are linked to the theme of measure. Please share your learning on Twitter using the hashtag #KeepGlasgowCounting

P1-3

Can you find an item longer/shorter than 1 crayon/2 crayons ...

Can you put your toys in order from smallest to largest?

Follow a recipe, making sure you measure all the ingredients correctly.

Measure around the rooms/windows/doors in your house, this will give you the perimeter of each place you have measured.

P1-3

Can you measure the length and height of some of your toys?

Gather a variety of containers, using a jug fill them with water, measure the volume of each.

Estimate the weight of some of your toys, weigh them to see if you were close.

Estimate how much water is in a bottle, pour it into a jug to see if you were correct.

Measure the length of your arms, legs, feet etc as well as your height. Find out who in your house has the longest/shortest arms, legs ...

Measurement

P4-7

How many different rectangles can you draw with an area of 24cm²?

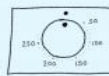
Area = length x breadth

Have you ever realised how much measuring is involved in baking?! Why not help a family member in your house with some baking? Follow a recipe together and use the poster below to help you identify all of the different ways measurement is included in this fun activity.

Baking together




Reading Recipes
Read the recipe together and look at the different numerals and amounts. Can you recognise any of the amounts? E.g. grams, millilitres etc. What would you use to measure some of these? Can you find any more packets or containers with similar amounts in your house?



Temperature
Look at the numbers on the oven. Can you read them out or round them to the nearest 10 or 100? Are they going up in 10s, 20s, 100s? With an adult's help, can you set the correct temperature for your baking?



Measuring Ingredients
Use the scales to measure out ingredients. Keep an eye on the weight to make sure you don't put too much or too little of an ingredient into your mix! Can you convert the weight of each ingredient from grams to kilograms or from litres to millilitres and vice versa?



Fractions
Recipes sometimes include fractions! For example you may need to include $\frac{1}{4}$ of a cup of sugar or $\frac{1}{2}$ of a tablespoon of flour! Scan the QR Code to find out some more information about fractions!


Time
How long do you need to whisk, stir or bake each ingredient for? Use a clock or timer to help you. Do you know how many seconds, minutes or hours you have to set? Can you use a 12 hour and/or 24 hour clock to help you?



Scan me to watch a short video with some more information about fractions!



Outdoor Measure



The Longest Leaf

Can you find any leaves? Try and collect some of them and see if you can put them in order from smallest to largest. Can you sort them in any other way? Colour? Pattern?



Walk this way

When we estimate, we roughly calculate or judge the value. Estimate how many steps there are from your front door to your garden/front door to your gate/front door to the end of your street. Now count how many steps it takes. Were your estimations right?

Obstacle Course



Use items from indoors and outdoors to build an obstacle course. Use your measuring skills to determine how long, how short, how wide, how narrow, how tall and how small parts of the course will be. How long do you think it will take you to compete it? Time yourself to see!

Stick Structures

When you are out for your daily walk, can you spot any sticks? Try to gather as many as you can. Big, small, thick or thin! When you return home, can you use the sticks to build something? It could be a model of a house, a raft, a ladder. Be as creative as you can! You may need something to join your sticks together such as string, elastic bands or sellotape.



Here are some activity ideas to develop your measuring skills outside! This might be in your garden or during your daily walk.

Outdoor Measure



Perfect Perimeter

The perimeter is the distance around the edge of a shape. To find the perimeter you need to measure all of its sides and add these together. Can you find items in your garden or in your house to measure the perimeter of? This could be a door, your garden shed, the path outside your house, or even your whole garden! Can you estimate what the perimeter would be before measuring?



Cloud Shapes

Look up at the clouds moving across the sky. Can you see any shapes? Where have you seen those shapes before? Are there any clouds which are bigger or smaller than one another?

Scan me to find out more about these ideas!



Weight Scavenger Hunt

Go and find one thing from your garden or outdoors. Can you now find something heavier or lighter than this? Ask an adult or family member from your household to play. Once you have collected around 10 items, can you organise these from lightest to heaviest?

