

Welcome

to your school transition pack.

We know that you have missed nursery so much and we have put together a home learning pack to help you get ready for school.

- Bingo and matching game.
- Snakes and ladders with a dice.
- Make your own story sticks.
- Practice your cutting skills.
- Handa's surprise maths sheet.
- Matching game with stickers.
- Book review sheet.
- Word mat and word cards from Handa's Surprise.

Do not forget to send Egle your photos or videos to upload to nursery website on

gw18sapokiene@glow.sch.uk

This pack contains arabic translations that are as accurate as possible.

هذه حزمة تحتوي على ترجمة إلى اللغة العربية التي هي قدر ممكن من الدقة



أهلا بك

إلى حزمة الانتقال المدرسية.

نحن نعلم أنك فانتك الحضانة كثيرًا ، وقد قمنا بتجميع حزمة التعلم المنزلي لمساعدتك في الاستعداد للمدرسة.

- لعبة البنغو ومطابقة.
- ثعابين وسلالم بنرد.
- اصنع عصي قصتك.
- ممارسة مهارات القطع الخاصة بك.
- ورقة هاندا المفاجئة للرياضيات.
- لعبة المطابقة مع الملصقات.
- ورقة مراجعة الكتاب.
- Handa على الرسم الورقي ذي الحدود أو الكتابة وقصص المفاجئة الخاصة بك.

لا تنسى إرسال صورك أو مقاطع الفيديو الخاصة بك

لتحميلها على موقع الحضانة على Egle

gw18sapokiene@glow.sch.uk











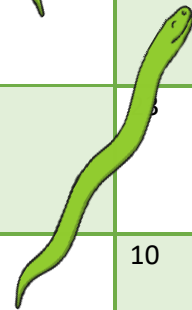



1. Snakes and Ladders game.

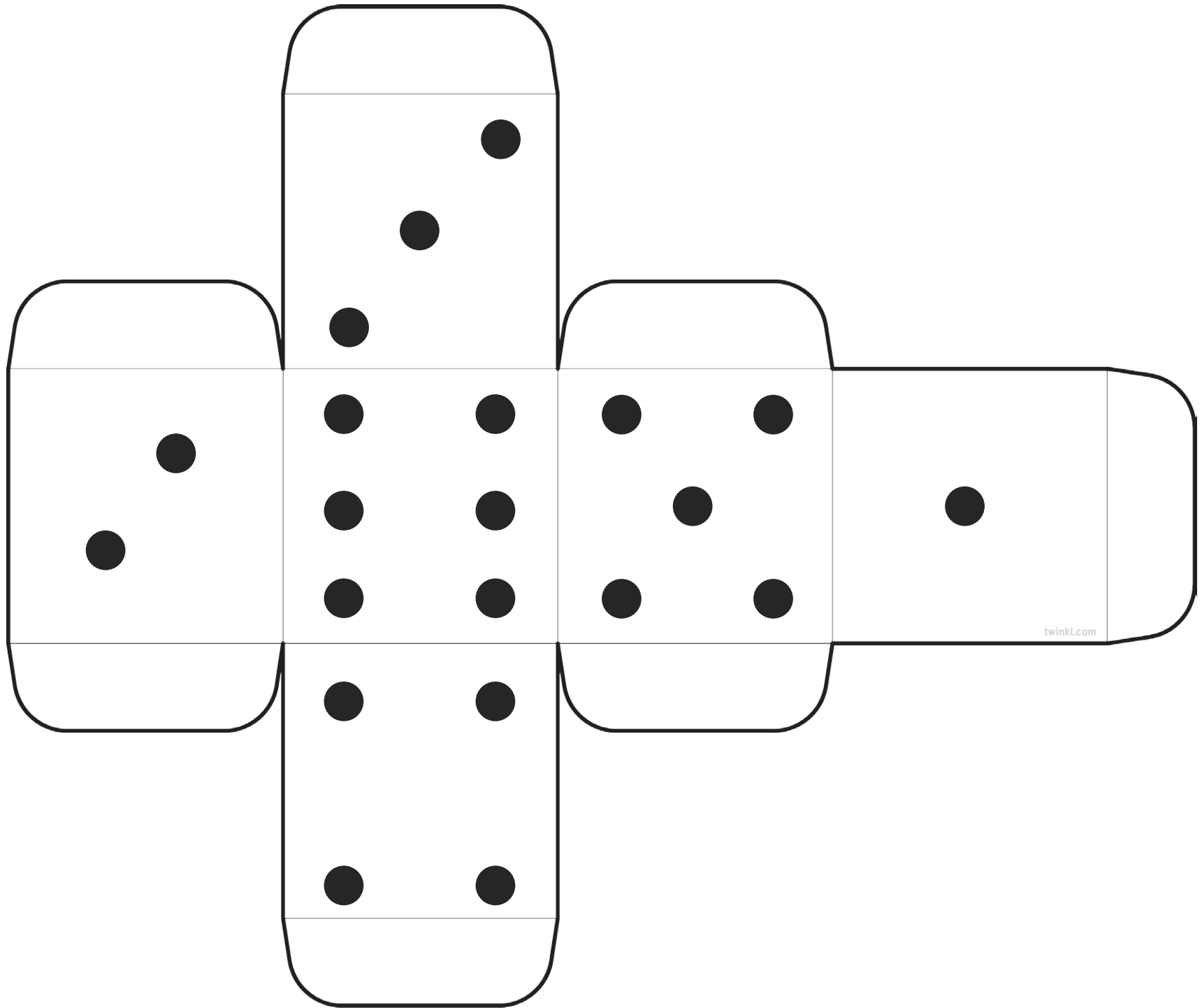
Help Handa to find her friend!

- * For this game you will need small counters and a dice.
 - * If you do not have a dice, you can make one using our pattern in the next page.
For counters you can use small objects such as buttons, coins or even bottle lids.
 - * Take turns to roll the dice and move the counter. Whoever takes their counter to Handa's friend first is the winner. Good luck! 😊
-

إساعء هانءا لءءء صءقءءها

- * لهءه اللءبه سوف ءءءاء صءقراء والنراء.
- * إءا لم لك لءك نراء ، لك صنع واءءة باسءءءام نمءنا فف الصءءه ءءالفة بالنسبة للءءاءاء ، لك اسءءءام أشفاء صءقراء مءل الأزراء أو العملاء المعءنفة أو ءءى أءطفة الزءاءاء.
- * إءءاءون للفة النراء ونقل العءاء. من يأءء المرءءة إلى صءق هانءا أولا هو الفائز. ءءا سعءاء 😊

	63	62	61	60	59	58	57	
49		51	52		54	55	56	
48	47	46		44	43		41	
33		34	35	36	37		39	40
32	31	30	29	28	27	26	25	
17	18		20	21	22		24	
16	15		14	13	12		10	9
1		2	3	4	5	6	7	8



2. Handa's Surprise story review.

- * Read or watch Handa's Surprise story.
 - * You can find links to the story on our nursery webpage transitions tab, or you can simply search for it on youtube.
 - * Ask an adult for help to complete story review card. 😊
-

- * اقرأ أو شاهد قصة مفاجأة هاندا.
- * يمكنك العثور على روابط لهذه القصة على علامة التبويب لدينا التحولات صفحة ويب الحضانة، أو يمكنك ببساطة البحث عنه على يوتيوب.
- * اطلب المساعدة من شخص بالغ لإكمال بطاقة مراجعة القصة. 😊



Handa's Surprise



Name _____ Date _____



What is the setting?

Who is the main character?



What happens first?




What happens next?

What happens last?






Cutting Skills

Cut around the shapes, but be careful!





مهارات القطع

إقطع حول الأشكال ، ولكن كن حذرا







مهارات القطع

إقطع حول الأشكال ، ولكن كن حذرا






مهارات القطع

إقطع حول الأشكال ، ولكن كن حذرا






مهارات القطع

إقطع حول الأشكال ، ولكن كن حذرا



مهارات القطع

إقطع حول الأشكال ، ولكن كن حذرا




Handa's Surprise


٧. اكتب الإجابات في الدوائر. ثم اكتب جملة الرقم على السطر أدناه



$2 \text{ bananas} + 2 \text{ bananas} = \bigcirc$




$2 \text{ elephants} + 1 \text{ elephant} = \bigcirc$



$3 \text{ oranges} - 2 \text{ oranges} = \bigcirc$



$2 \text{ mangoes} + 2 \text{ mangoes} = \bigcirc$



$4 \text{ giraffes} - 1 \text{ giraffe} = \bigcirc$

Handa's Surprise

Write the answers in the circles. Then, write the number sentence the line below.

$3 + 2 = \bigcirc$

$1 + 3 = \bigcirc$


$8 - 2 = \bigcirc$

$5 + 5 = \bigcirc$


$3 - 1 = \bigcirc$

Handa's Surprise

اكتب الإجابات في الدوائر. ثم اكتب جملة الرقم على السطر أدناه.




5 bananas + 2 bananas + 1 banana =

9 = + 

 - = 2

10 = + 

-  = 7

5. Handa's Surprise story puppets.

For this activity you will need:

- * Scissors
- * Glue or cellotape
- * Sticks (you can find some outside or reuse lollipop sticks, chopsticks or straws).

1. Start by cutting out the figures.
2. Then glue them, or attach them, to the sticks.
3. Use them to retell Handa's Surprise story or create your own. 😊

بالنسبة لهذا النشاط ، ستحتاج إلى

مقص


الغراء أو الشريط الخلوي





العصي (يمكنك العثور على بعض العصي أو إعادة استخدام مصاصة أو عيدان أو قش).

1. ابدأ بقص الدمى.

2. ثم الغراء لهم، أو نعلق عليها، إلى العصي.

3. أو لإنشاء قصتك Handa استخدمها لإعادة سرد قصة مفاجأة. 😊

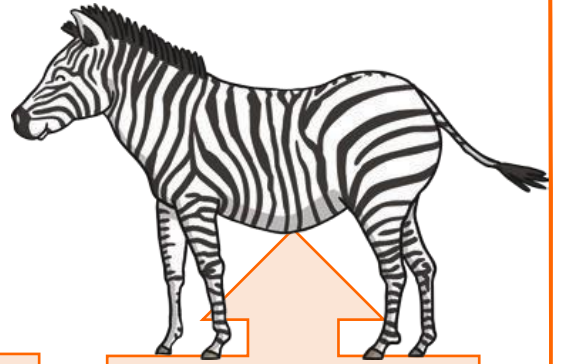
















6. What fruits did each of these animal steal?

Cut out fruits and match them to each of the animals.

ما الفاكهة التي سرقتها كل من هذه الحيوانات؟
قطع الفاكهة ومطابقتها مع كل من الحيوانات



Stickers













7. Handa's Surprise Bingo.

Give all the players a bingo board and a set of bingo cards. Read the words of the list in random order. Whoever finishes their board first is the winner!

امنح جميع اللاعبين لوحة بنغو ومجموعة من بطاقات البنغو. اقرأ كلمات القائمة بترتيب عشوائي. من انتهاء المجلس لأول مرة هو الفائز!

- Orange
- Passion fruit
- Pineapple
- Guava
- Avocado
- Banana
- Mango
- Goat
- Antelope
- Giraffe
- Monkey
- Parrot
- Elephant
- Ostrich
- Zebra







pineapple




antelope



zebra




orange




avocado




parrot



passion fruit




banana



goat




monkey




guava



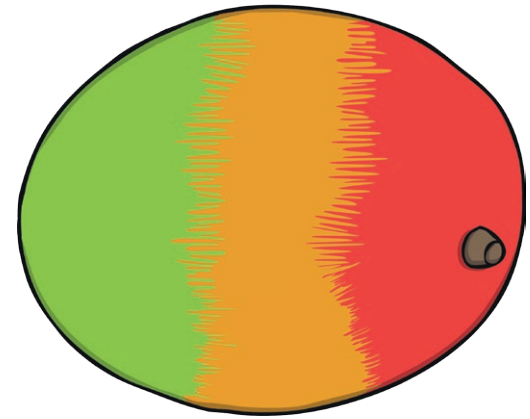
ostrich




pineapple




guava




mango




giraffe




elephant




zebra




avocado



antelope




elephant




orange



parrot




passion fruit




zebra




ostrich




giraffe




monkey




goat



banana



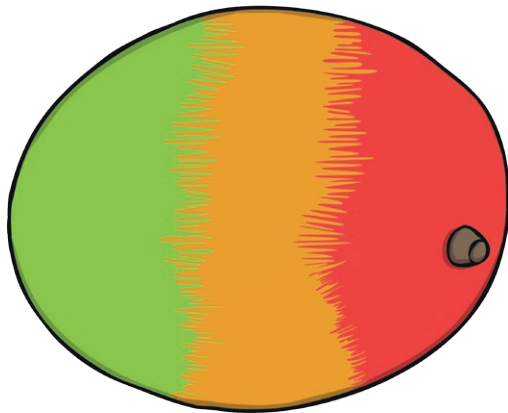
giraffe



passion fruit




parrot




mango



ostrich



orange




pineapple

twinkl.com




antelope

twinkl.com




zebra

twinkl.com



orange

twinkl.com




avocado

twinkl.com




parrot

twinkl.com




passion fruit

twinkl.com



banana

twinkl.com




goat

twinkl.com



monkey

twinkl.com



guava


twinkl.com



ostrich


twinkl.com

BINGO cards



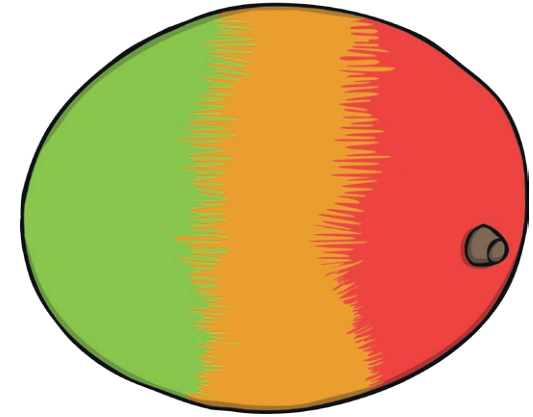
pineapple

twinkl.com




guava

twinkl.com




mango

twinkl.com




giraffe

twinkl.com




elephant

twinkl.com



zebra

twinkl.com




avocado

twinkl.com




antelope

twinkl.com



elephant

twinkl.com




orange

twinkl.com



parrot


twinkl.com



passion fruit

twinkl.com

BINGO cards




zebra

twinkl.com




ostrich

twinkl.com




giraffe

twinkl.com




monkey

twinkl.com




goat

twinkl.com




banana

twinkl.com



giraffe

twinkl.com



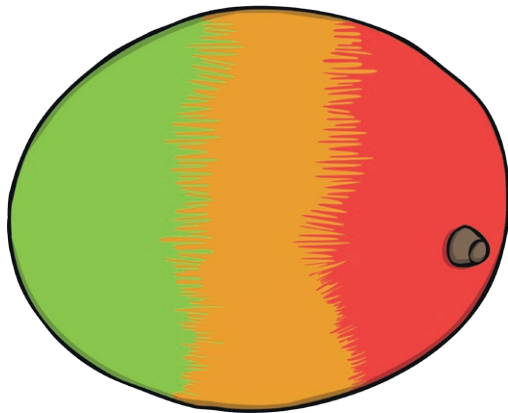
passion fruit

twinkl.com



parrot

twinkl.com




mango

twinkl.com



ostrich

twinkl.com



orange


twinkl.com

8. Handa's Surprise story mat and word cards.

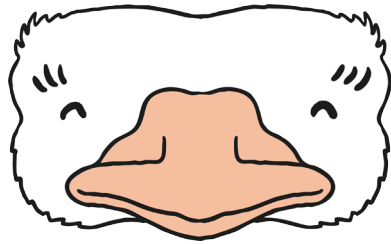
This resource can help you learn to recognise some words from the story. You can also try to identify different letters and sounds. And also, you can try to write these words on a paper. Copying words will help you to practice your writing skills 😊

يمكن أن يساعدك هذا المورد في تعلم التعرف على بعض الكلمات من القصة. يمكنك أيضًا محاولة تحديد الحروف والأصوات المختلفة. ويمكنك أيضًا محاولة كتابة هذه الكلمات على ورقة. سيساعدك نسخ الكلمات على ممارسة مهارات الكتابة الخاصة بك 😊

Word mat.




monkey



ostrich



zebra



elephant




giraffe




antelope




parrot




goat




orange




passion fruit




pineapple



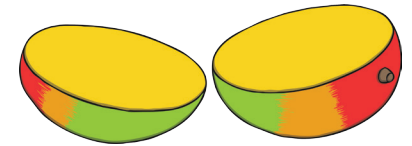
guava



avocado




banana



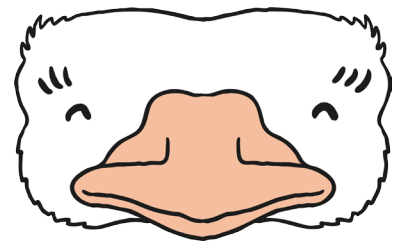
mango

monkey



[twinkl.com](https://www.twinkl.com)

ostrich




[twinkl.com](https://www.twinkl.com)

zebra



[twinkl.com](https://www.twinkl.com)

elephant



[twinkl.com](https://www.twinkl.com)

giraffe



twinkl.com

antelope




twinkl.com

parrot




twinkl.com

goat




twinkl.com

orange




twinkl.com

passion
fruit




twinkl.com

pineapple




twinkl.com

guava




twinkl.com

avocado




twinkl.com

banana



twinkl.com

mango




twinkl.com

surprise


twinkl.com

red




twinkl.com

yellow



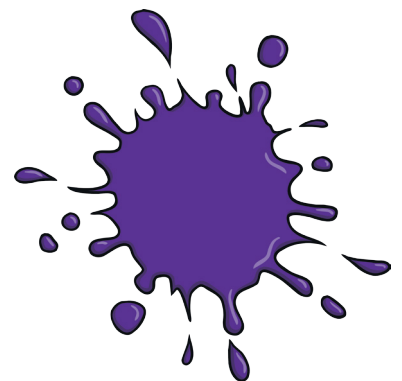
twinkl.com

green



twinkl.com

purple



twinkl.com

sweet

twinkl.com

juicy

twinkl.com

ripe

twinkl.com

creamy

twinkl.com

tangy

twinkl.com

soft

twinkl.com

round

twinkl.com

spiky-leaved

twinkl.com