



# Welcome

## to your school transition pack.

We know that you have missed nursery so much and we have put together a home learning pack to help you get ready for school.

- Bingo and matching game.
- Snakes and ladders with a dice.
- Make your own story sticks.
- Practice your cutting skills.
- Handa's surprise maths sheet.
- Matching game with stickers.
- Book review sheet.
- Word mat and word cards from Handa's Surprise.

Do not forget to send Egle your photos or videos to upload to nursery website on

[gw18sapokiene@glow.sch.uk](mailto:gw18sapokiene@glow.sch.uk)

This pack contains Spanish translations that are as accurate as possible.

Este paquete contiene traducciones al español que son lo más precisas posible.





# Bienvenidos

## a tu paquete de transición escolar.

Sabemos que has echado mucho de menos la guardería entonces te hemos preparado un paquete de aprendizaje en el hogar para ayudarte a prepararte para la escuela.

- Bingo y juego de coincidencias.
- Serpientes y escaleras con dados.
- Escribe tus propios cuentos.
- Practica tus habilidades de corte.
- La hoja de matemáticas sorpresa de Handa.
- Juego de las coincidencias con pegatinas.
- Hoja de resumen de libros.
- En el papel con borde dibuja o escribe y tus propios cuentos sorpresa de Handa.

No olvide enviar a Egle tus fotos o videos para subirlos a la pagina web de la guardería. Envialos a [gw18sapokiene@glow.sch.uk](mailto:gw18sapokiene@glow.sch.uk)











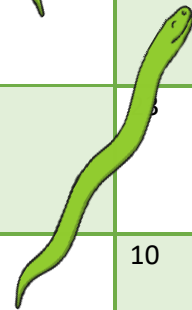




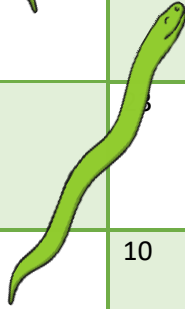


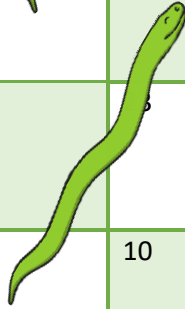


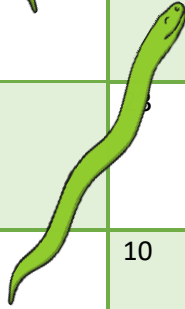



# 1. Snakes and Ladders game.

Help Handa to find her friend!

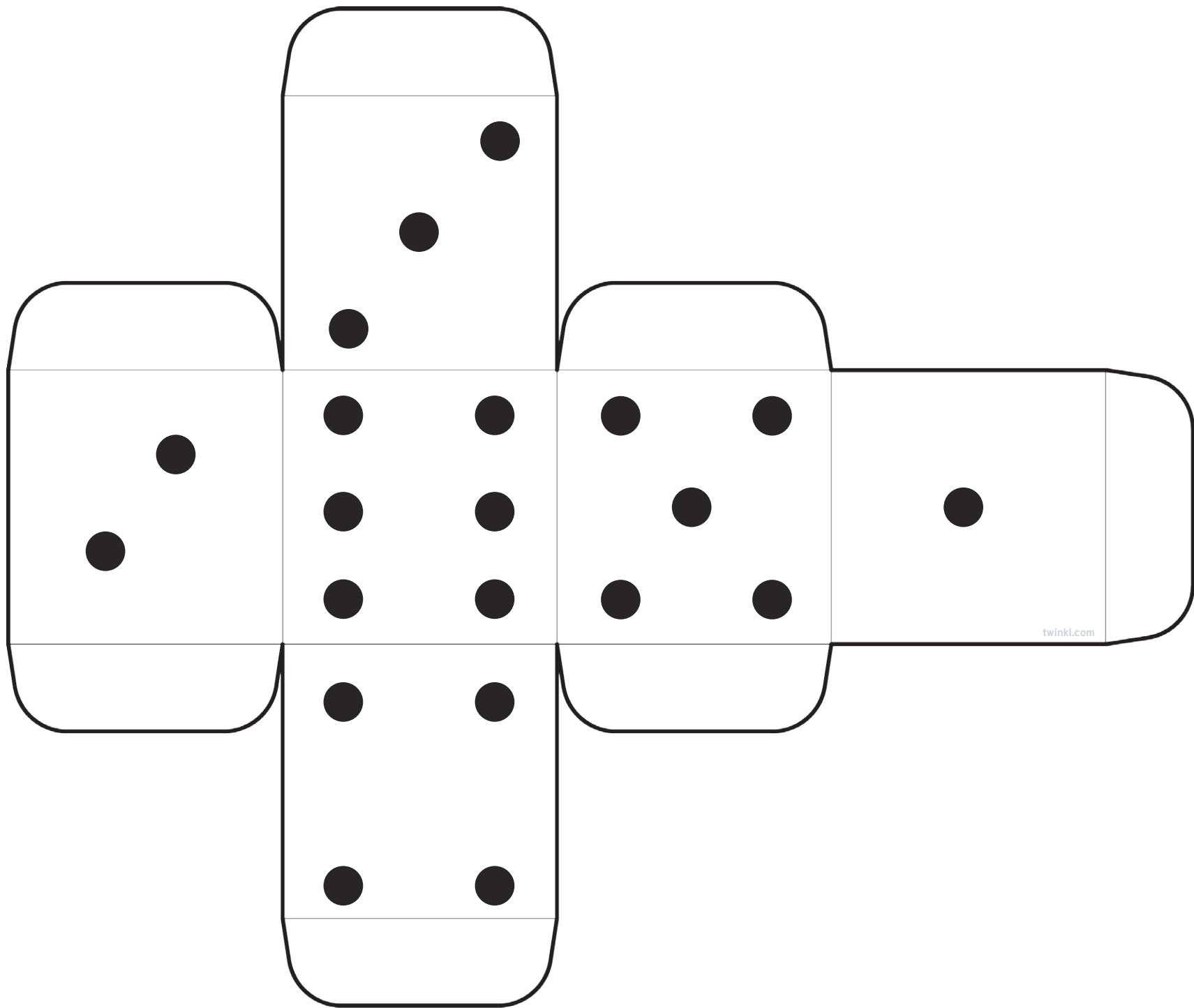
- \* For this game you will need small counters and a dice.
  - \* If you do not have a dice, you can make one using our pattern in the next page.
  - \* For counters you can use small objects such as buttons, coins or even bottle lids.
  - \* Take turns to roll the dice and move the counter. Whoever takes their counter to Handa's friend first is the winner. Good luck!
- 

¡Ayuda a Handa a encontrar a su amiga!

- \*Para este juego necesitarás pequeños contadores y un dado.
- \*Si no tienes un dado, puedes hacer uno usando nuestro patrón en la página siguiente.
- \*Para los mostradores, puede usar objetos pequeños como botones, monedas o incluso tapas de botellas.
- \*Túrnense para tirar los dados y mover el contador. Quien tome primero su contador con el amigo de Handa es el ganador. Buena suerte!

	63	62	61	60		59	58	57			
49	50		51	52	53		54	55	56		
48	47	46		45	44	43	42		41		
33		34	35		36	37		38	39	40	
32		31	30		29	28	27		26	25	
17	18		19	20	21		22		23	24	
16	15		14	13	12		11		10	9	
1		2		3	4	5		6	7	8	





## 2. Handa's Surprise story review.

- \* Read or watch Handa's Surprise story.
  - \* You can find links to the story on our nursery webpage transitions tab, or you can simply search for it on youtube.
  - \* Ask an adult for help to complete story review card.
- 

\*Lee o mira la historia sorpresa de Handa.

\*Puede encontrar enlaces a la historia en nuestra página web de guardería pestaña de transiciones, o simplemente puede buscarlo en Youtube.

\*Pídale ayuda a un adulto para completar la tarjeta de revisión de la historia.



# Handa's Surprise



Name \_\_\_\_\_

Date \_\_\_\_\_



What is the setting?

Who is the main character?



What happens first?




What happens next?

What happens last?





# Habilidades de corte

¡Corta alrededor de las formas, pero ten cuidado!





# Cutting Skills

Cut around the shapes, but be careful!



# Cutting Skills





Cut around the shapes, but be careful!








# Habilidades de corte

¡Corta alrededor de las formas, pero ten cuidado!



# Cutting Skills




Cut around the shapes, but be careful!





# Cutting Skills

Cut around the shapes, but be careful!



# Handa's Surprise



Escribe las respuestas en los círculos. Luego, escribe la oración numérica en la línea de abajo.



+





=




+




=



-





=



+




=



-



=



# Handa's Surprise

Write the answers in the circles. Then, write the number sentence on the

$3 + 2 = \bigcirc$ 

---

$1 + 3 = \bigcirc$ 

---

$8 - 2 = \bigcirc$ 

---

$5 + 5 = \bigcirc$ 



---


$3 - 1 = \bigcirc$ 

---

# Handa's Surprise


Escribe las respuestas en los círculos. Luego, escribe la oración numérica en la línea de abajo.

 $+$  $=$

$9 =$   $+$  

 $-$   $=$  **2**

$10 =$   $+$  

$-$   $=$  **7**

## 5. Handa's Surprise story puppets.

For this activity you will need:

- \* scissors
- \* glue or cellotape
- \* sticks (you can find some outside or reuse lollipop sticks, chopsticks or straws).


1. Start by cutting out the figures.
2. Then glue them, or attach them, to the sticks.
3. Use them to retell Handa's Surprise story or create your own.

---





Para esta actividad necesitarás:

- \*tijeras
- \*pegamento o cinta de celulosa
- \*palos (puede encontrar algunos afuera o reutilizar palos, palillos o pajitas).

1. Comience recortando las figuras.
2. Luego pégalos o pégalos a los palos.
3. Úsalos para volver a contar la historia sorpresa de Handa o crear la tuya propia.





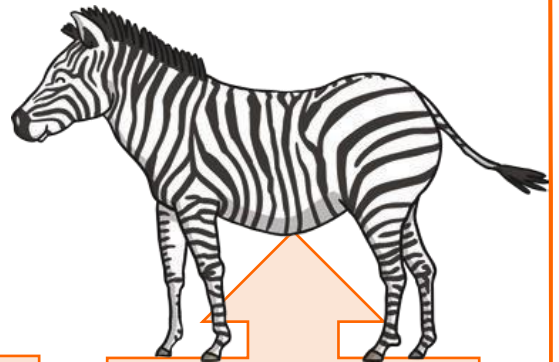


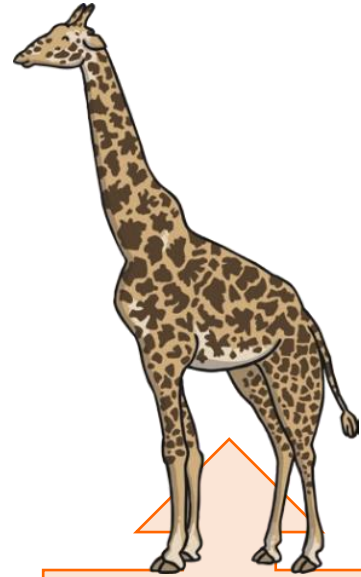



# 6. What fruits did each of these animal steal?

Cut out fruits and match them to each of the animals.









6. ¿Qué frutos robó cada uno de estos animales?

Corta las frutas y únelas a cada uno de los animales.





Stickers












# 7. Handa's Surprise Bingo.

Give all the players a bingo board and a set of bingo cards. Read the words of the list in random order. Whoever finishes their board first is the winner!

Entregue a todos los jugadores un tablero de bingo y un juego de cartones de bingo. Lee las palabras de la lista en orden aleatorio. ¡Quien termine primero su tablero es el ganador!

- Orange
- Passion fruit
- Pineapple
- Guava
- Avocado
- Banana
- Mango
- Goat
- Antelope
- Giraffe
- Monkey
- Parrot
- Elephant
- Ostrich
- Zebra







**pineapple**




**antelope**



**zebra**




**orange**




**avocado**




**parrot**



**passion fruit**




**banana**



**goat**




**monkey**




**guava**



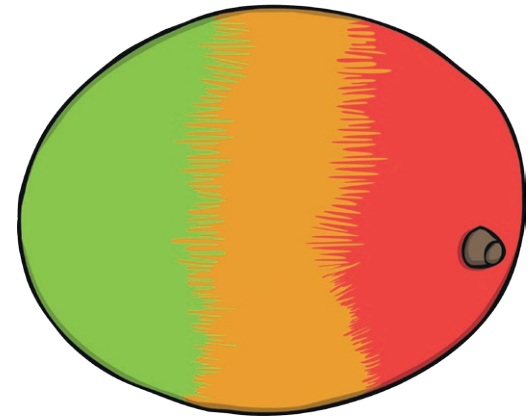
**ostrich**




**pineapple**




**guava**




**mango**



**giraffe**




**elephant**




**zebra**







**avocado**



**antelope**




**elephant**




**orange**



**parrot**




**passion fruit**




**zebra**




**ostrich**




**giraffe**




**monkey**




**goat**



**banana**



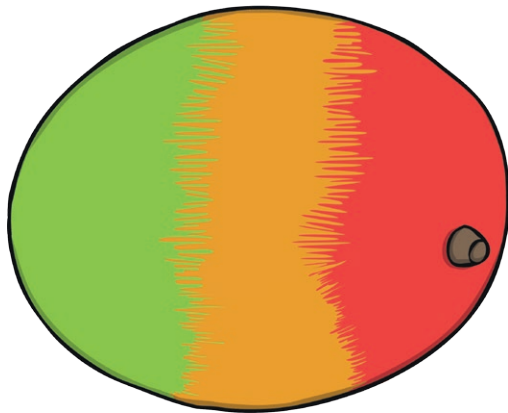
**giraffe**



**passion fruit**




**parrot**



**mango**




**ostrich**



**orange**






**pineapple**

twinkl.com




**antelope**

twinkl.com




**zebra**

twinkl.com



**orange**

twinkl.com




**avocado**

twinkl.com




**parrot**

twinkl.com




**passion fruit**

twinkl.com



**banana**

twinkl.com




**goat**

twinkl.com



**monkey**

twinkl.com



**guava**


twinkl.com



**ostrich**


twinkl.com

BINGO cards



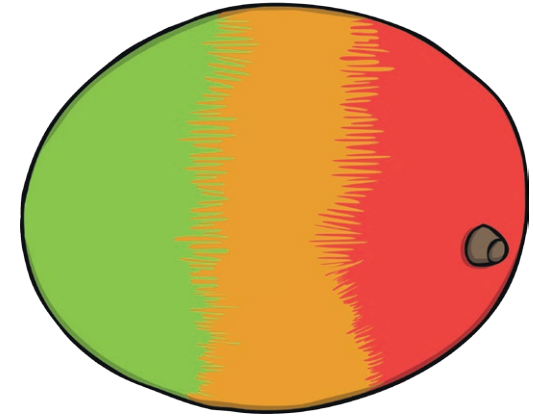
**pineapple**

twinkl.com




**guava**

twinkl.com




**mango**

twinkl.com




**giraffe**

twinkl.com




**elephant**

twinkl.com



**zebra**

twinkl.com




**avocado**

twinkl.com




**antelope**

twinkl.com



**elephant**

twinkl.com




**orange**

twinkl.com



**parrot**


twinkl.com



**passion fruit**

twinkl.com

BINGO cards




**zebra**

twinkl.com




**ostrich**

twinkl.com




**giraffe**

twinkl.com




**monkey**

twinkl.com



**goat**


twinkl.com



**banana**


twinkl.com





**giraffe**

twinkl.com



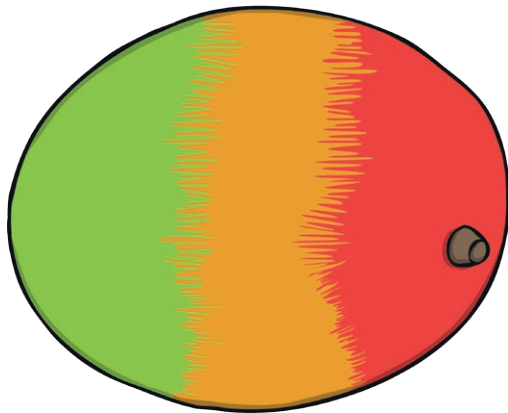
**passion fruit**

twinkl.com



**parrot**

twinkl.com




**mango**

twinkl.com



**ostrich**

twinkl.com



**orange**

twinkl.com


## 8. Handa's Surprise story mat and word cards.

This resource can help you learn to recognise some words from the story. You can also try to identify different letters and sounds. And also, you can try to write these words on a paper. Copying words will help you to practice your writing skills 😊

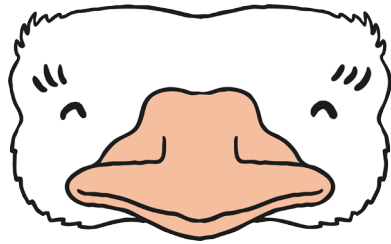
---

Este recurso puede ayudarte a aprender a reconocer algunas palabras de la historia. También puede intentar identificar diferentes letras y sonidos. Y también, puedes intentar escribir estas palabras en un papel. Copiar palabras te ayudará a practicar tus habilidades de escritura.

# Word mat.




monkey



ostrich



zebra



elephant




giraffe




antelope




parrot




goat




orange




passion fruit




pineapple



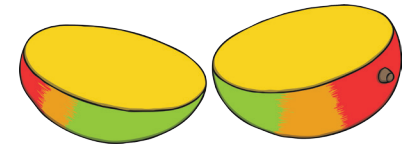
guava



avocado




banana



mango

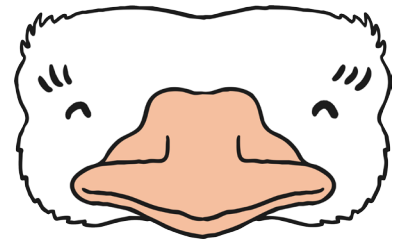


monkey



twinkl.com

ostrich




twinkl.com

zebra



twinkl.com

elephant




twinkl.com

giraffe



twinkl.com

antelope




twinkl.com

parrot




twinkl.com

goat




twinkl.com

orange




twinkl.com

passion  
fruit




twinkl.com

pineapple




twinkl.com

guava




twinkl.com

**avocado**




twinkl.com

**banana**



twinkl.com

**mango**




twinkl.com

**surprise**


twinkl.com

red




twinkl.com

yellow



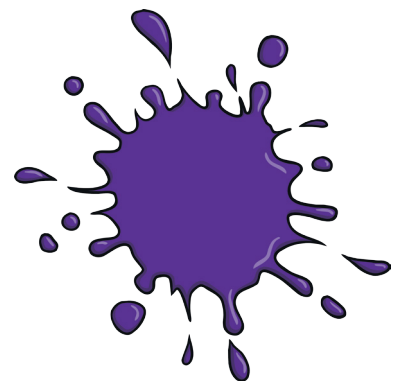
twinkl.com

green



twinkl.com

purple



twinkl.com

**sweet**

twinkl.com

**juicy**

twinkl.com

**ripe**

twinkl.com

**creamy**

twinkl.com



**tangy**

twinkl.com

**soft**

twinkl.com

**round**

twinkl.com

**spiky-leaved**

twinkl.com