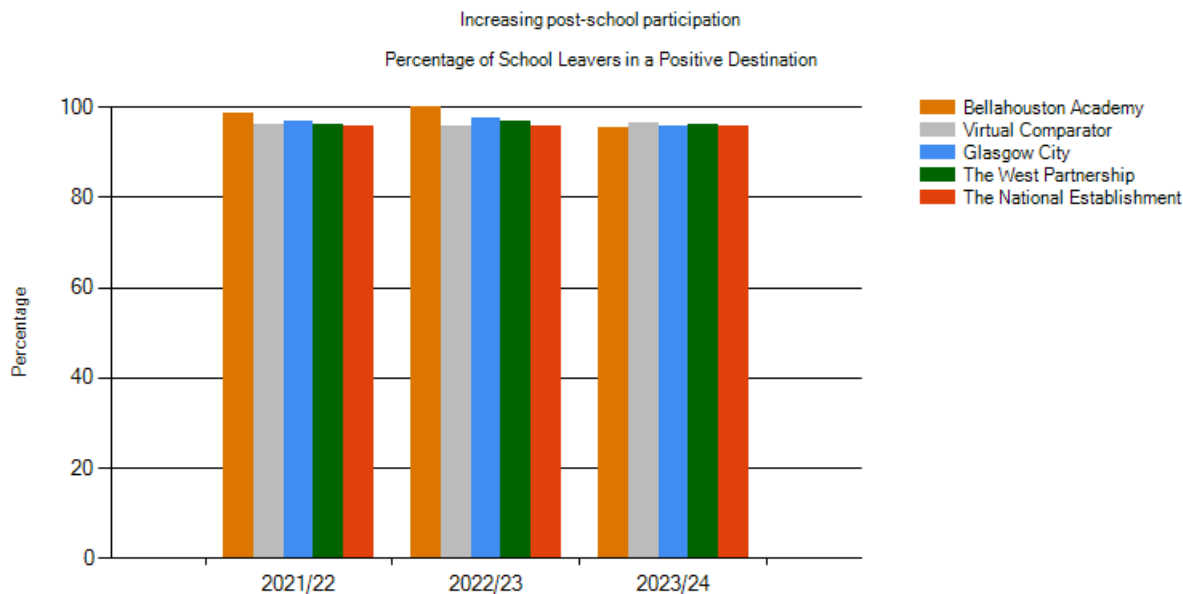


# National Benchmarking Measure: Leaver Initial Destinations



Establishment	Year	% of Schools Leavers in a Positive Destination	Number in Cohort
Bellahouston Academy	2023/24	95.53	179
Virtual Comparator	2023/24	96.59	1790
Glasgow City	2023/24	95.67	5241
The West Partnership	2023/24	96.06	19070
The National Establishment	2023/24	95.71	55961
Bellahouston Academy	2022/23	100.00	188
Virtual Comparator	2022/23	95.96	1880
Glasgow City	2022/23	97.70	5007
The West Partnership	2022/23	96.75	19075
The National Establishment	2022/23	95.87	54719
Bellahouston Academy	2021/22	98.70	154
Virtual Comparator	2021/22	96.30	1540
Glasgow City	2021/22	97.01	4983
The West Partnership	2021/22	96.27	18904
The National Establishment	2021/22	95.74	55211

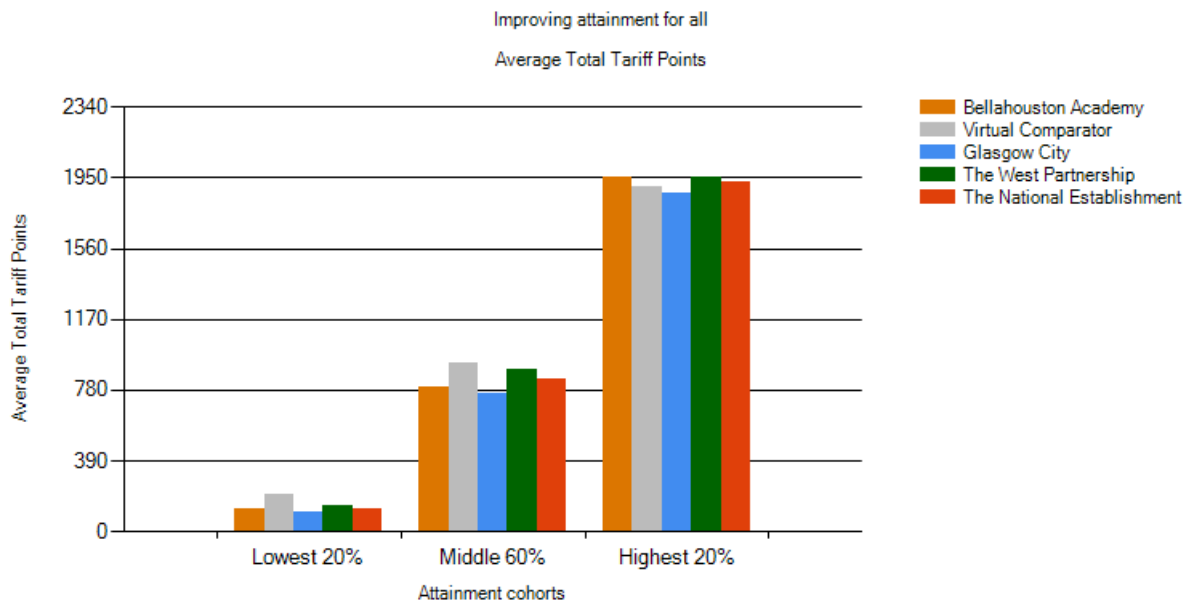
Testing found that the following comparisons were significant.

Your **percentage of leavers in a positive destination** is much greater than your **Virtual Comparator** in **2022/23**

{PDF SUMMARY: replaceable text for NB LeavDest Page}

# National Benchmarking Measure: Improving Attainment for All

The selected year is 2024



	Lowest 20%	Lowest 20% Grade Neutral	Middle 60%	Middle 60% Grade Neutral	Highest 20%	Highest 20% Grade Neutral	Number in Cohort
Bellahouston Academy	127	99	793	537	1956	1197	179
Virtual Comparator	204	152	929	636	1902	1211	1790
Glasgow City	111	88	763	524	1861	1177	5241
The West Partnership	144	110	896	606	1953	1214	19070
The National Establishment	129	100	841	570	1928	1207	55961

Testing found that the following comparisons were significant.

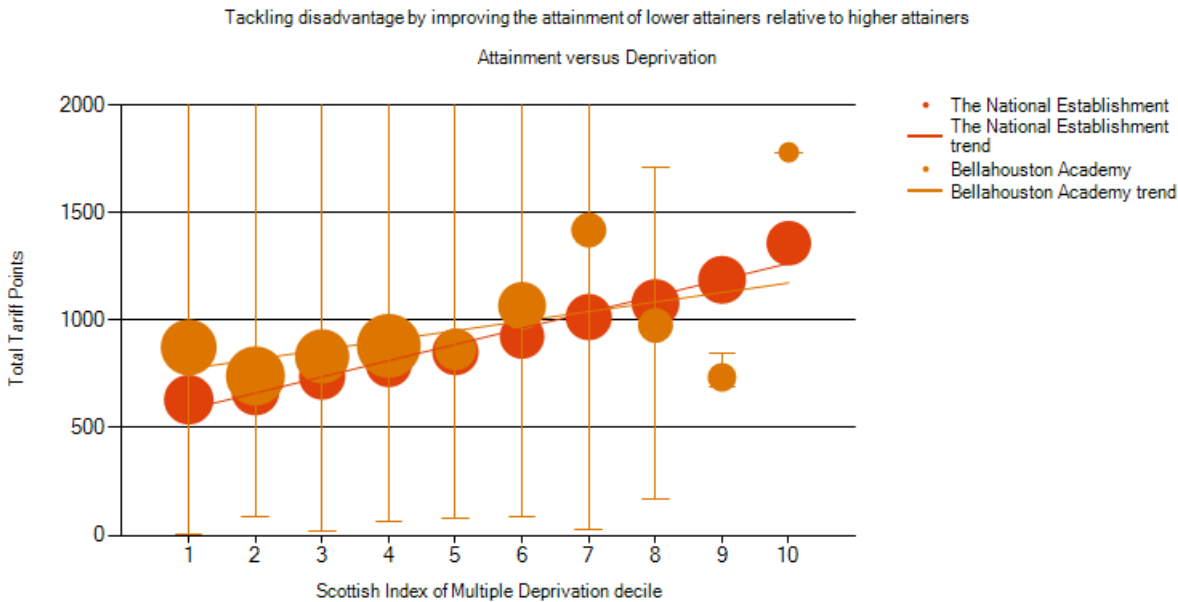
Performance in **Lowest 20%** is much lower than your Virtual Comparator

Performance in **Middle 60%** is lower than your Virtual Comparator

{PDF SUMMARY: replaceable text for NB ATT Page}

# National Benchmarking Measure: Attainment versus Deprivation

The selected year is 2023/24



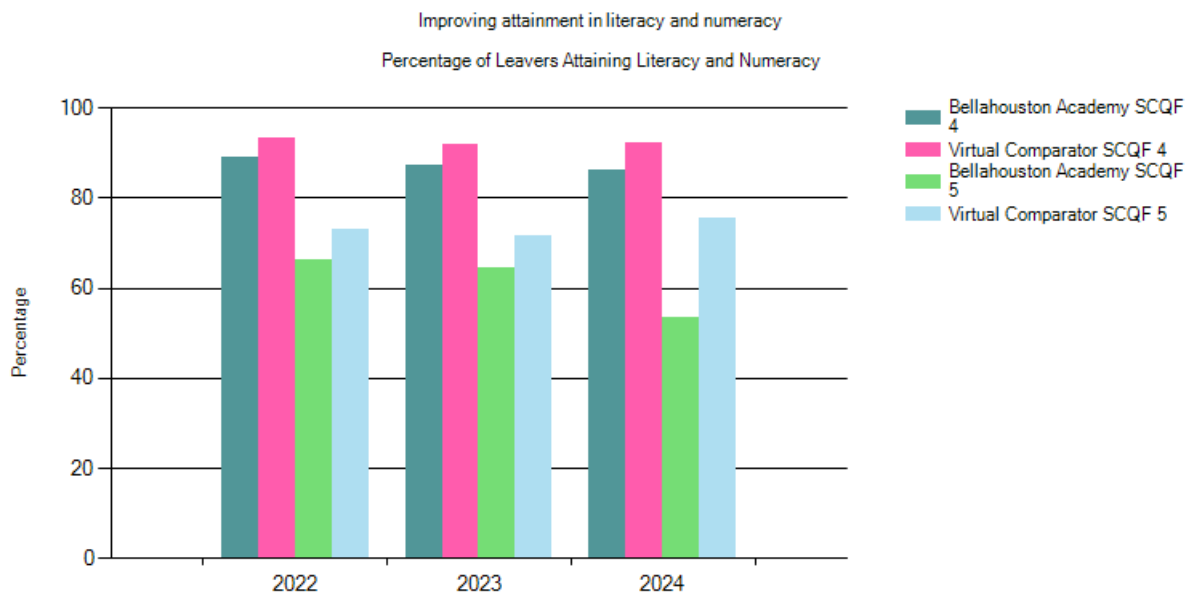
Testing found that the following comparisons were significant.

In **SIMD decile 7**, your performance is **much greater than** the National Establishment  
In **SIMD decile 1**, your performance is **greater than** the National Establishment

Establishment	Number in Cohort	SIMD 1 Average	SIMD 2 Average	SIMD 3 Average	SIMD 4 Average	SIMD 5 Average	SIMD 6 Average	SIMD 7 Average	SIMD 8 Average	SIMD 9 Average	SIMD 10 Average	Unknown Decile Number
Bellahouston Academy	179	875	741	832	881	864	1067	1420	976	735	1781	0
The National Establishment	55961	631	669	738	797	852	925	1015	1080	1188	1359	0

{PDF SUMMARY: replaceable text for NB AwsD Page}

# National Benchmarking Measure: Literacy and Numeracy

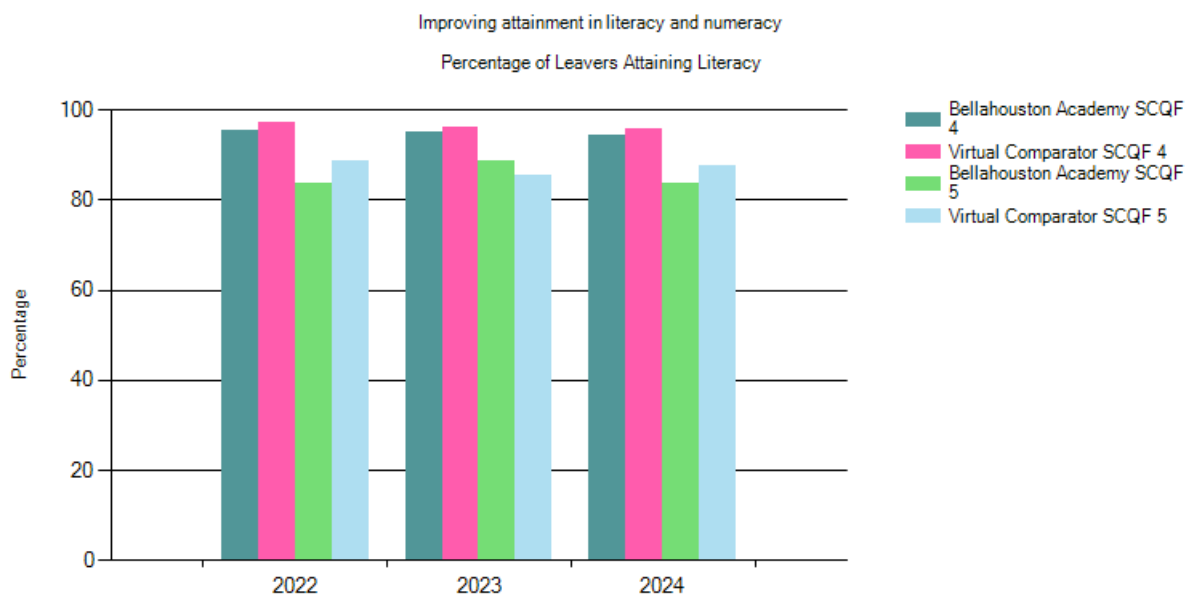


Testing found that the following comparisons were significant.

- Performance in Literacy and Numeracy at SCQF Level 5, 2024 is much lower than your Virtual Comparator
- Performance in Literacy and Numeracy at SCQF Level 4, 2024 is lower than your Virtual Comparator
- Performance in Literacy and Numeracy at SCQF Level 4, 2023 is lower than your Virtual Comparator
- Performance in Literacy and Numeracy at SCQF Level 5, 2023 is lower than your Virtual Comparator
- Performance in Literacy and Numeracy at SCQF Level 5, 2022 is lower than your Virtual Comparator

DisplayName	Year	% Level 4 Literacy and Numeracy	% Level 5 Literacy and Numeracy	Number in Cohort
Bellahouston Academy	2024	86.03	53.63	179
Virtual Comparator	2024	92.07	75.47	1790
Glasgow City	2024	84.58	62.74	5241
The West Partnership	2024	88.76	70.68	19070
The National Establishment	2024	88.39	69.05	55961
Bellahouston Academy	2023	87.23	64.36	188
Virtual Comparator	2023	92.02	71.44	1880
Glasgow City	2023	84.28	61.83	5007
The West Partnership	2023	88.70	69.06	19075
The National Establishment	2023	89.01	68.01	54719
Bellahouston Academy	2022	88.96	66.23	154
Virtual Comparator	2022	93.18	73.12	1540
Glasgow City	2022	83.74	59.64	4983
The West Partnership	2022	88.82	69.29	18904
The National Establishment	2022	89.58	68.16	55211

# National Benchmarking Measure: Literacy



Establishment	Year	% Level 4 Literacy	% Level 5 Literacy	Number in Cohort
Bellahouston Academy	2024	94.41	83.80	179
Virtual Comparator	2024	95.64	87.60	1790
Bellahouston Academy	2023	95.21	88.83	188
Virtual Comparator	2023	96.06	85.48	1880
Bellahouston Academy	2022	95.45	83.77	154
Virtual Comparator	2022	97.14	88.51	1540

Testing found that there were no significant comparisons for this measure.

{PDF SUMMARY: replaceable text for NB Lit Page}

# National Benchmarking Measure: Numeracy



Establishment	Year	% Level 4 Numeracy	% Level 5 Numeracy	Number in Cohort
Bellahouston Academy	2024	87.71	54.19	179
Virtual Comparator	2024	93.18	77.32	1790
Bellahouston Academy	2023	89.89	64.89	188
Virtual Comparator	2023	93.40	74.15	1880
Bellahouston Academy	2022	90.91	69.48	154
Virtual Comparator	2022	94.35	75.78	1540

Testing found that the following comparisons were significant.

Performance in Numeracy at SCQF Level 5, 2024 is much lower than your Virtual Comparator

Performance in Numeracy at SCQF Level 4, 2024 is lower than your Virtual Comparator

Performance in Numeracy at SCQF Level 5, 2023 is lower than your Virtual Comparator

{PDF SUMMARY: replaceable text for NB Num Page}

# Breadth and Depth: Leavers

The selected year is 2024

Awards	Level 1	Level 2	Level 3	Level 4	Level 5	Level 6	Level 7	Number in Cohort
1 or more	175	175	175	173	156	118	44	179
2 or more	172	172	171	169	143	102	14	179
3 or more	167	167	167	160	132	92	6	179
4 or more	158	158	158	151	123	78	0	179
5 or more	151	151	151	147	111	65	0	179
6 or more	143	143	143	135	94	51	0	179
7 or more	124	124	124	118	75	36	0	179
8 or more	107	107	107	104	60	29	0	179
9 or more	80	80	80	80	54	15	0	179
10 or more	64	64	64	64	47	4	0	179

Awards	Level 1	Level 2	Level 3	Level 4	Level 5	Level 6	Level 7	Number in Cohort
1 or more	1766	1765	1764	1742	1643	1372	489	1790
2 or more	1746	1745	1743	1709	1588	1171	200	1790
3 or more	1729	1728	1725	1684	1511	1015	69	1790
4 or more	1692	1692	1691	1648	1429	867	6	1790
5 or more	1650	1650	1649	1605	1323	742	0	1790
6 or more	1577	1577	1575	1541	1212	552	0	1790
7 or more	1460	1460	1459	1418	1063	367	0	1790
8 or more	1283	1282	1281	1238	871	211	0	1790
9 or more	1026	1025	1023	982	672	94	0	1790
10 or more	789	789	789	753	456	48	0	1790

{PDF SUMMARY: replaceable text for Leavers B&D Page}

© Scottish Government 2020 - Insight 8.1 - [What's New](#) - Leavers Data: 2020 to 2024 & Attainment Data: 2020 to 2024

System Status Good - Planned Maintenance None