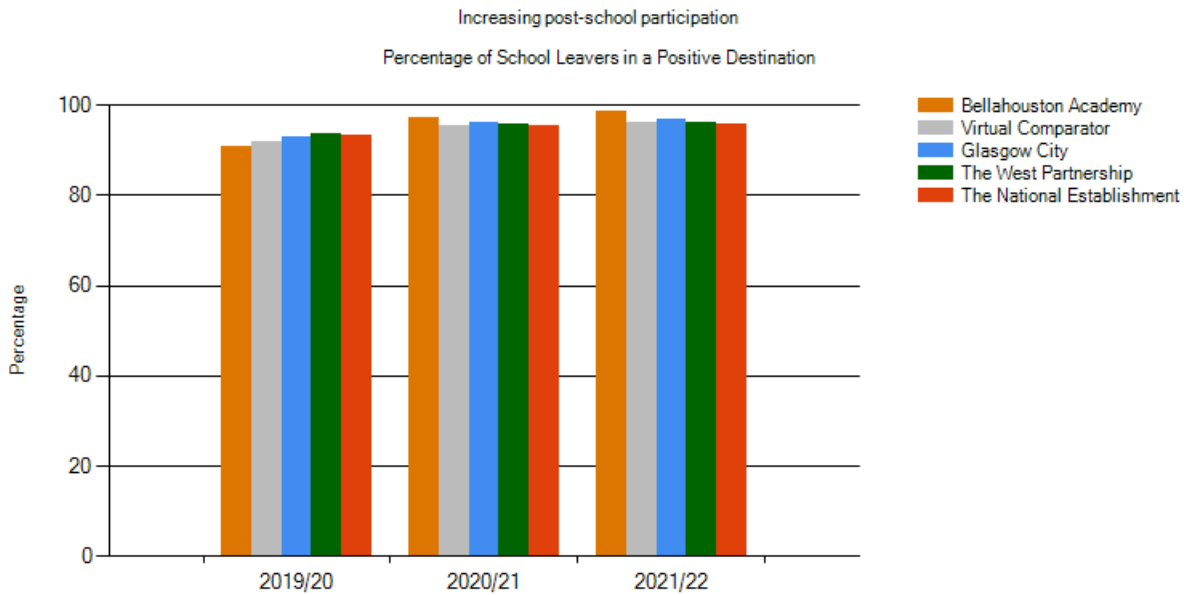


# National Benchmarking Measure: Leaver Initial Destinations



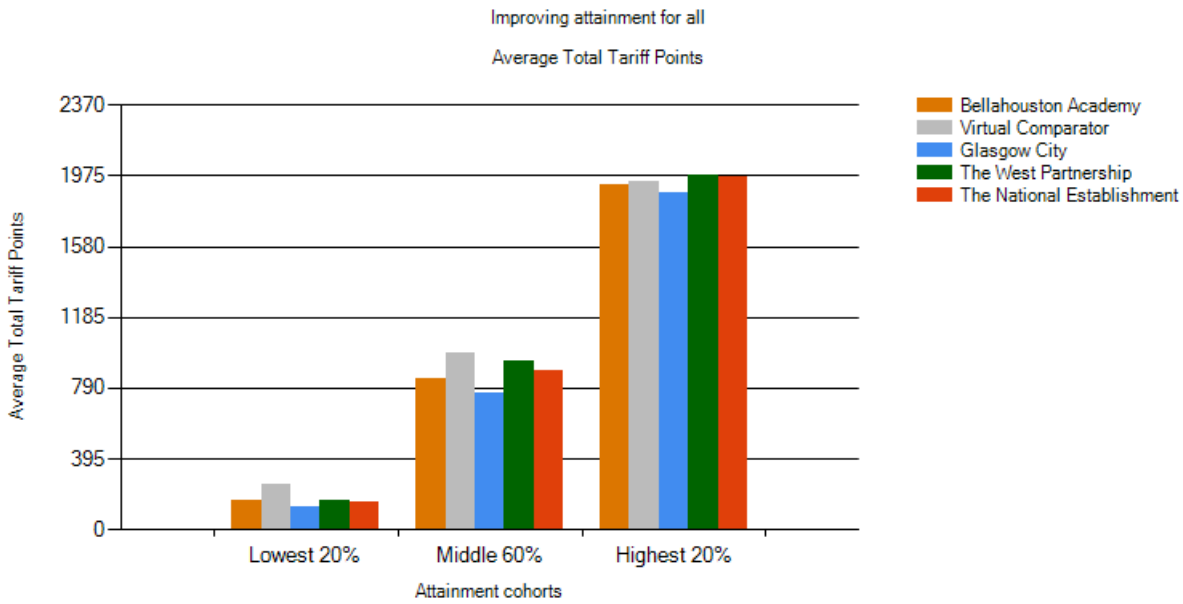
Establishment	Year	% of Schools Leavers in a Positive Destination	Number in Cohort
Bellahouston Academy	2021/22	98.70	154
Virtual Comparator	2021/22	96.30	1540
Glasgow City	2021/22	97.03	4983
The West Partnership	2021/22	96.27	18904
The National Establishment	2021/22	95.74	55211
Bellahouston Academy	2020/21	97.26	146
Virtual Comparator	2020/21	95.34	1460
Glasgow City	2020/21	96.22	4576
The West Partnership	2020/21	95.84	17602
The National Establishment	2020/21	95.48	50719
Bellahouston Academy	2019/20	90.91	198
Virtual Comparator	2019/20	91.92	1980
Glasgow City	2019/20	92.83	4307
The West Partnership	2019/20	93.66	16709
The National Establishment	2019/20	93.36	47430

Testing found that there were no significant comparisons for this measure.

{PDF SUMMARY: replaceable text for NB LeavDest Page}

# National Benchmarking Measure: Improving Attainment for All

The selected year is 2022



	Lowest 20%	Lowest 20% Grade Neutral	Middle 60%	Middle 60% Grade Neutral	Highest 20%	Highest 20% Grade Neutral	Number in Cohort
Bellahouston Academy	161	121	840	562	1923	1190	154
Virtual Comparator	250	185	981	663	1946	1218	1540
Glasgow City	124	97	764	519	1877	1170	4983
The West Partnership	166	125	941	623	1978	1206	18904
The National Establishment	156	118	887	592	1968	1215	55211

Testing found that the following comparisons were significant.

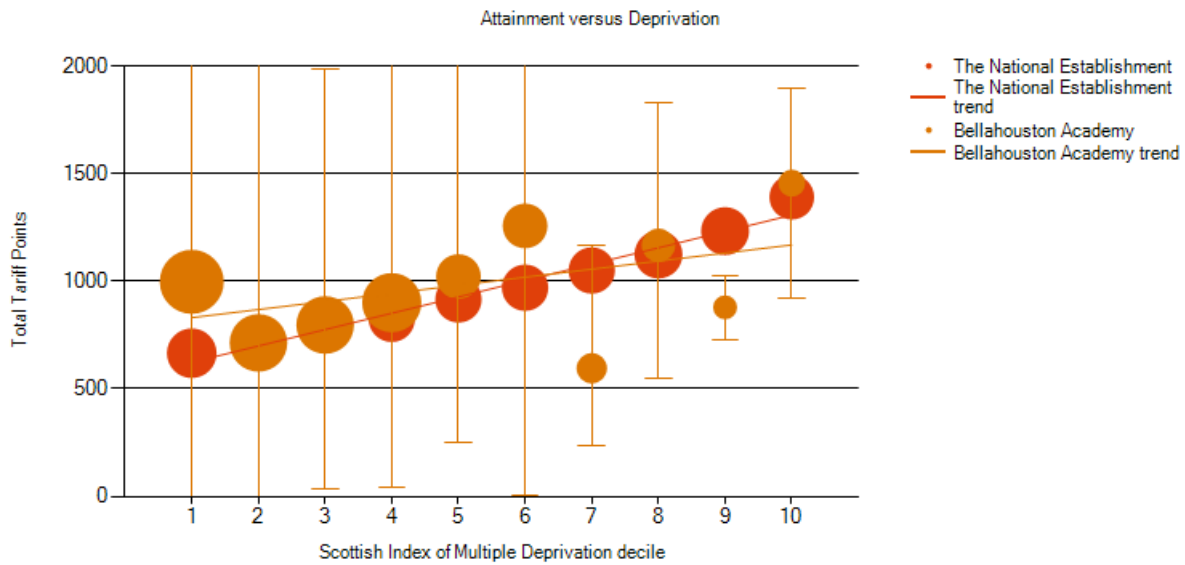
Performance in **Lowest 20%** is much lower than your Virtual Comparator  
 Performance in **Middle 60%** is lower than your Virtual Comparator

{PDF SUMMARY: replaceable text for NB ATT Page}

# National Benchmarking Measure: Attainment versus Deprivation

The selected year is 2021/22

Tackling disadvantage by improving the attainment of lower attainers relative to higher attainers



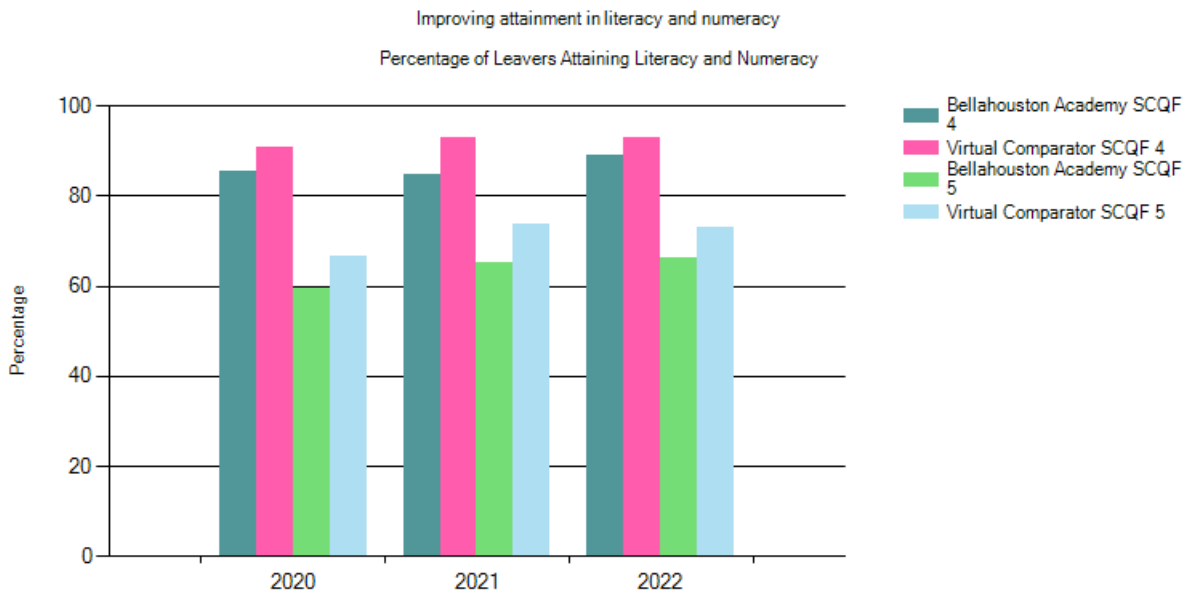
Testing found that the following comparisons were significant.

In **SIMD decile 1**, your performance is **much greater than** the National Establishment  
 In **SIMD decile 6**, your performance is **greater than** the National Establishment

Establishment	Number in Cohort	SIMD 1 Average	SIMD 2 Average	SIMD 3 Average	SIMD 4 Average	SIMD 5 Average	SIMD 6 Average	SIMD 7 Average	SIMD 8 Average	SIMD 9 Average	SIMD 10 Average	Unknown Decile Number
Bellahouston Academy	154	998	714	797	901	1022	1258	596	1167	879	1457	0
The National Establishment	55211	666	703	779	826	916	970	1051	1125	1234	1391	0

{PDF SUMMARY: replaceable text for NB AvsD Page}

# National Benchmarking Measure: Literacy and Numeracy



Testing found that the following comparisons were significant.

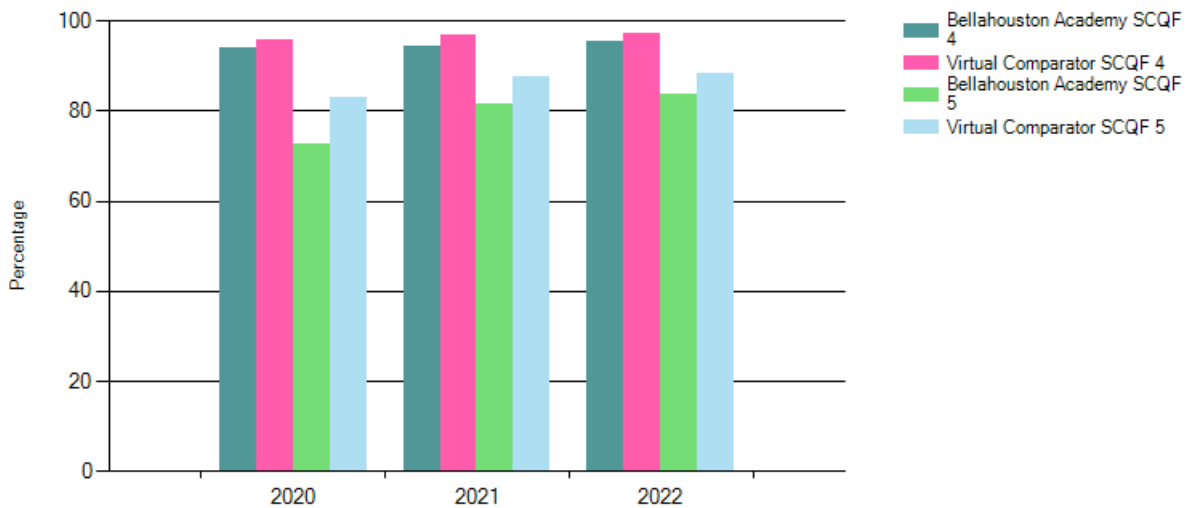
Performance in **Literacy and Numeracy at SCQF Level 5, 2022** is lower than your Virtual Comparator  
 Performance in **Literacy and Numeracy at SCQF Level 4, 2021** is lower than your Virtual Comparator  
 Performance in **Literacy and Numeracy at SCQF Level 5, 2021** is lower than your Virtual Comparator  
 Performance in **Literacy and Numeracy at SCQF Level 4, 2020** is lower than your Virtual Comparator  
 Performance in **Literacy and Numeracy at SCQF Level 5, 2020** is lower than your Virtual Comparator

DisplayName	Year	% Level 4 Literacy and Numeracy	% Level 5 Literacy and Numeracy	Number in Cohort
Bellahouston Academy	2022	88.96	66.23	154
Virtual Comparator	2022	93.12	73.05	1540
Glasgow City	2022	83.74	59.62	4983
The West Partnership	2022	88.81	69.26	18904
The National Establishment	2022	89.57	68.15	55211
Bellahouston Academy	2021	84.93	65.07	146
Virtual Comparator	2021	93.01	73.63	1460
Glasgow City	2021	85.45	62.33	4576
The West Partnership	2021	89.99	71.38	17602
The National Establishment	2021	90.14	70.52	50719
Bellahouston Academy	2020	85.35	59.60	198
Virtual Comparator	2020	90.71	66.62	1980
Glasgow City	2020	83.75	60.41	4307
The West Partnership	2020	89.42	69.20	16709
The National Establishment	2020	89.60	68.73	47430

# National Benchmarking Measure: Literacy

Improving attainment in literacy and numeracy

Percentage of Leavers Attaining Literacy



Establishment	Year	% Level 4 Literacy	% Level 5 Literacy	Number in Cohort
Bellahouston Academy	2022	95.45	83.77	154
Virtual Comparator	2022	97.08	88.44	1540
Bellahouston Academy	2021	94.52	81.51	146
Virtual Comparator	2021	96.71	87.74	1460
Bellahouston Academy	2020	93.94	72.73	198
Virtual Comparator	2020	95.66	83.13	1980

Testing found that the following comparisons were significant.

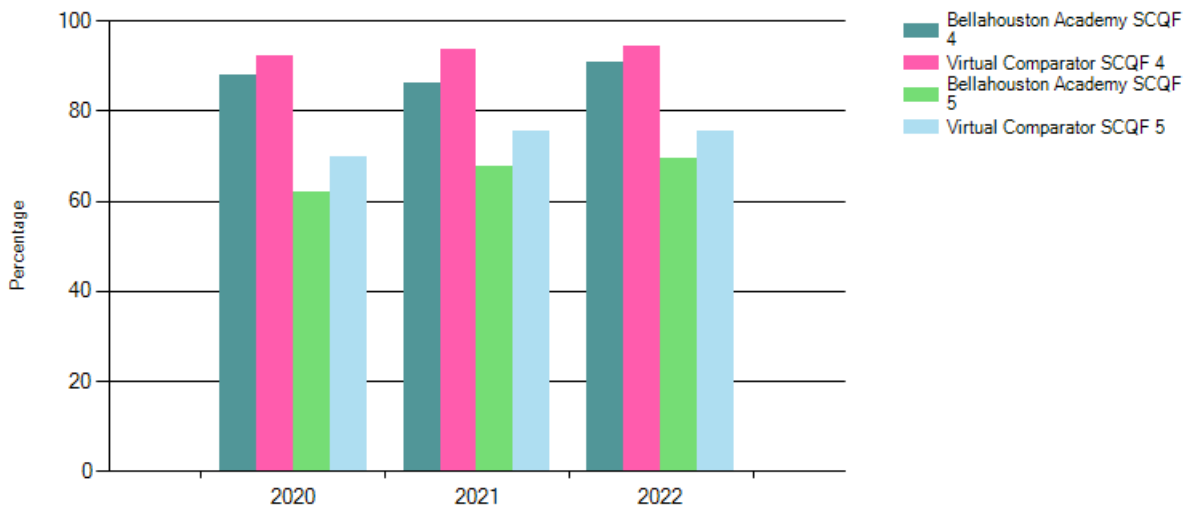
Performance in **Literacy at SCQF Level 5, 2021** is lower than your Virtual Comparator  
 Performance in **Literacy at SCQF Level 5, 2020** is much lower than your Virtual Comparator

{PDF SUMMARY: replaceable text for NB Lit Page}

# National Benchmarking Measure: Numeracy

Improving attainment in literacy and numeracy

Percentage of Leavers Attaining Numeracy



Establishment	Year	% Level 4 Numeracy	% Level 5 Numeracy	Number in Cohort
Bellahouston Academy	2022	90.91	69.48	154
Virtual Comparator	2022	94.22	75.65	1540
Bellahouston Academy	2021	86.30	67.81	146
Virtual Comparator	2021	93.70	75.68	1460
Bellahouston Academy	2020	87.88	62.12	198
Virtual Comparator	2020	92.22	70.00	1980

Testing found that the following comparisons were significant.

Performance in Numeracy at SCQF Level 4, 2021 is lower than your Virtual Comparator  
 Performance in Numeracy at SCQF Level 5, 2021 is lower than your Virtual Comparator  
 Performance in Numeracy at SCQF Level 4, 2020 is lower than your Virtual Comparator  
 Performance in Numeracy at SCQF Level 5, 2020 is lower than your Virtual Comparator

{PDF SUMMARY: replaceable text for NB Num Page}

# Breadth and Depth: Leavers

The selected year is 2022

Awards	Level 1	Level 2	Level 3	Level 4	Level 5	Level 6	Level 7	Number in Cohort
1 or more	149	149	149	149	137	118	44	154
2 or more	147	147	147	145	131	93	26	154
3 or more	145	145	145	143	122	79	13	154
4 or more	144	144	144	137	112	66	7	154
5 or more	138	138	138	132	103	57	0	154
6 or more	132	132	132	126	91	39	0	154
7 or more	123	123	123	114	70	27	0	154
8 or more	109	109	109	103	57	10	0	154
9 or more	84	84	84	78	46	6	0	154
10 or more	57	57	57	53	31	1	0	154

Awards	Level 1	Level 2	Level 3	Level 4	Level 5	Level 6	Level 7	Number in Cohort
1 or more	1530	1530	1529	1523	1446	1179	435	1540
2 or more	1527	1527	1526	1509	1391	1035	179	1540
3 or more	1505	1504	1504	1481	1325	904	64	1540
4 or more	1482	1481	1481	1456	1239	777	7	1540
5 or more	1455	1454	1453	1418	1141	612	1	1540
6 or more	1414	1414	1411	1362	1015	461	1	1540
7 or more	1293	1293	1293	1228	882	280	1	1540
8 or more	1104	1104	1103	1049	693	129	0	1540
9 or more	815	815	815	773	476	50	0	1540
10 or more	571	571	571	531	315	22	0	1540

{PDF SUMMARY: replaceable text for Leavers B&D Page}

© Scottish Government 2020 - Insight 8.1 - [What's New](#) - Leavers Data: 2018 to 2022 & Attainment Data: 2018 to 2022

System Status **Good** - Planned Maintenance **None**