



Primary 1

Primary 7

Primary 2

Internet Safety & Cyber Resilience

Based upon the Framework for Digital Literacy and Computing Science, by Glasgow City Council



Primary 6

Primary 3

Primary 5

Primary 4

= tap for web/file





Demonstrate understanding of appropriate behaviour and language in the digital environment



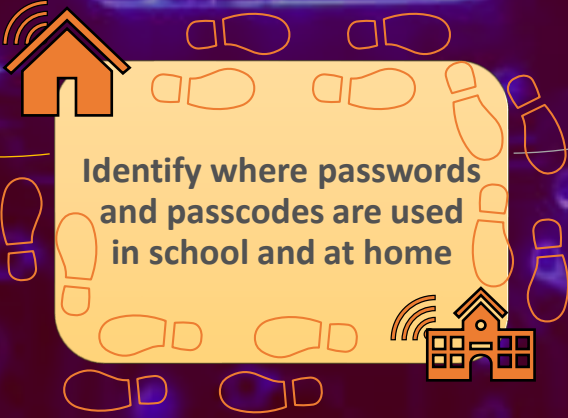
Internet safety in P1

I can explore, play and communicate using digital technologies safely and securely.
TCH 0-03a




Aware of what to do and who to ask for help if something inappropriate happens while using a device

ep1
JESSIE & FRIENDS



Identify where passwords and passcodes are used in school and at home

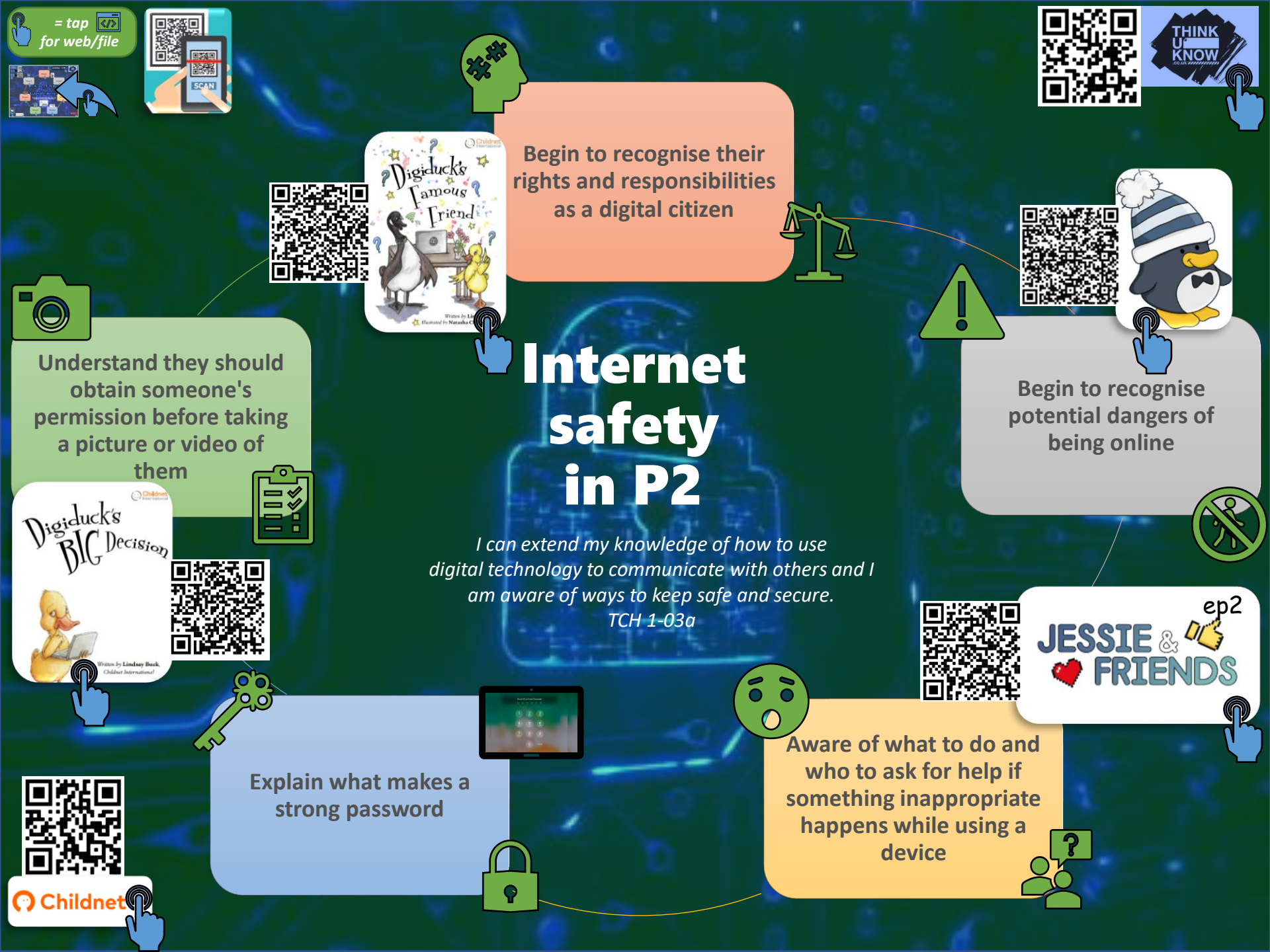
Understand the importance of having passwords and passcodes




Childnet

= tap for web/file





= tap for web/file




Begin to recognise their rights and responsibilities as a digital citizen



Begin to recognise potential dangers of being online



Understand they should obtain someone's permission before taking a picture or video of them



I can extend my knowledge of how to use digital technology to communicate with others and I am aware of ways to keep safe and secure.
TCH 1-03a

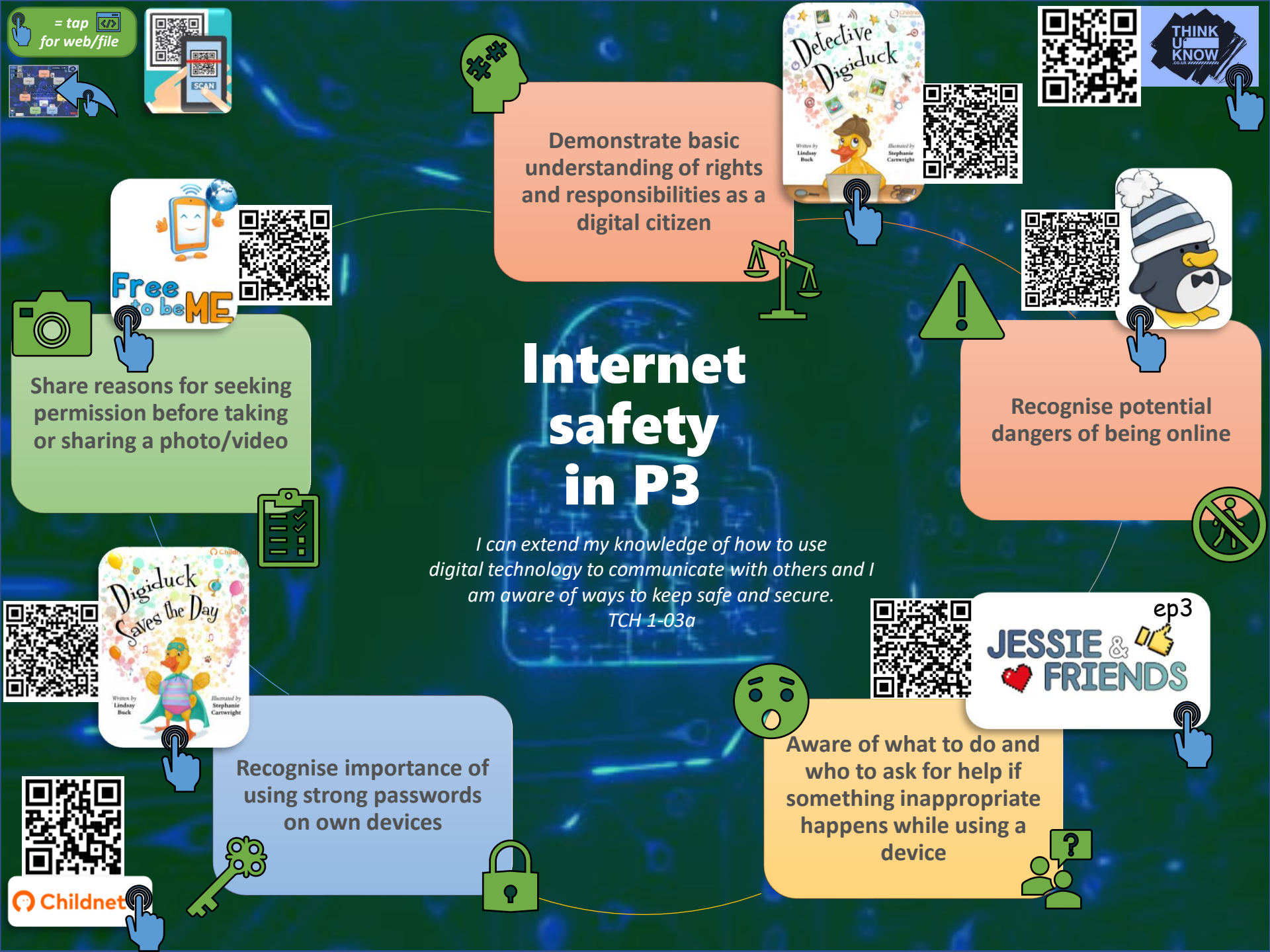


Aware of what to do and who to ask for help if something inappropriate happens while using a device




Explain what makes a strong password





Demonstrate basic understanding of rights and responsibilities as a digital citizen



Recognise potential dangers of being online




Internet safety in P3

I can extend my knowledge of how to use digital technology to communicate with others and I am aware of ways to keep safe and secure.
TCH 1-03a

Aware of what to do and who to ask for help if something inappropriate happens while using a device



Recognise importance of using strong passwords on own devices



Share reasons for seeking permission before taking or sharing a photo/video

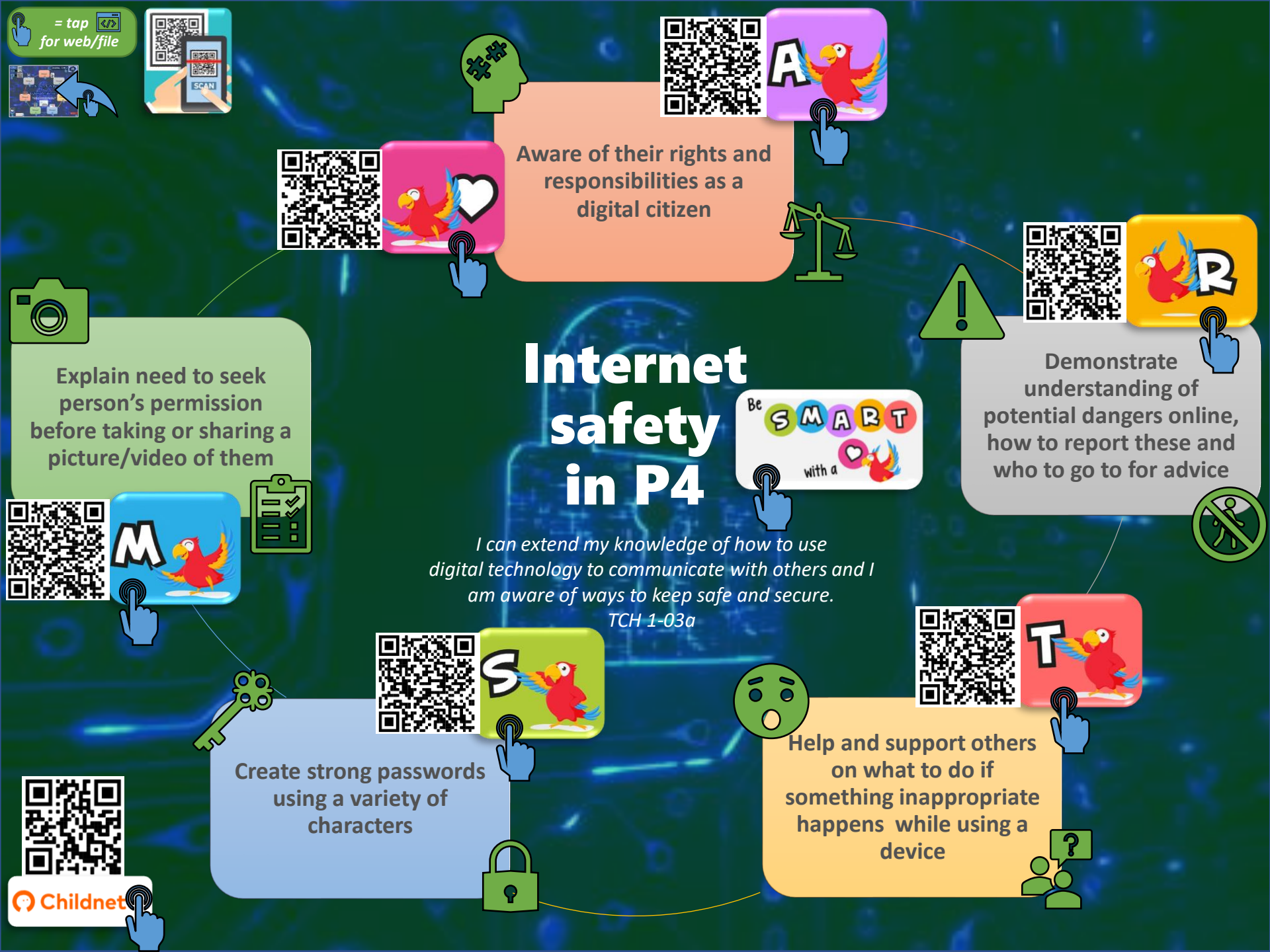


= tap for web/file



Childnet





Aware of their rights and responsibilities as a digital citizen

Demonstrate understanding of potential dangers online, how to report these and who to go to for advice

Help and support others on what to do if something inappropriate happens while using a device

Create strong passwords using a variety of characters

Explain need to seek person's permission before taking or sharing a picture/video of them

Internet safety in P4


I can extend my knowledge of how to use digital technology to communicate with others and I am aware of ways to keep safe and secure.

TCH 1-03a

Be SMART with a



Understand what makes a digital citizen, citing examples of appropriate online behaviours and actions



Understand appropriate content to share in an online profile



Internet safety in P5



Recognise legal age for social media sites and aware that actions online can be deemed illegal or inappropriate

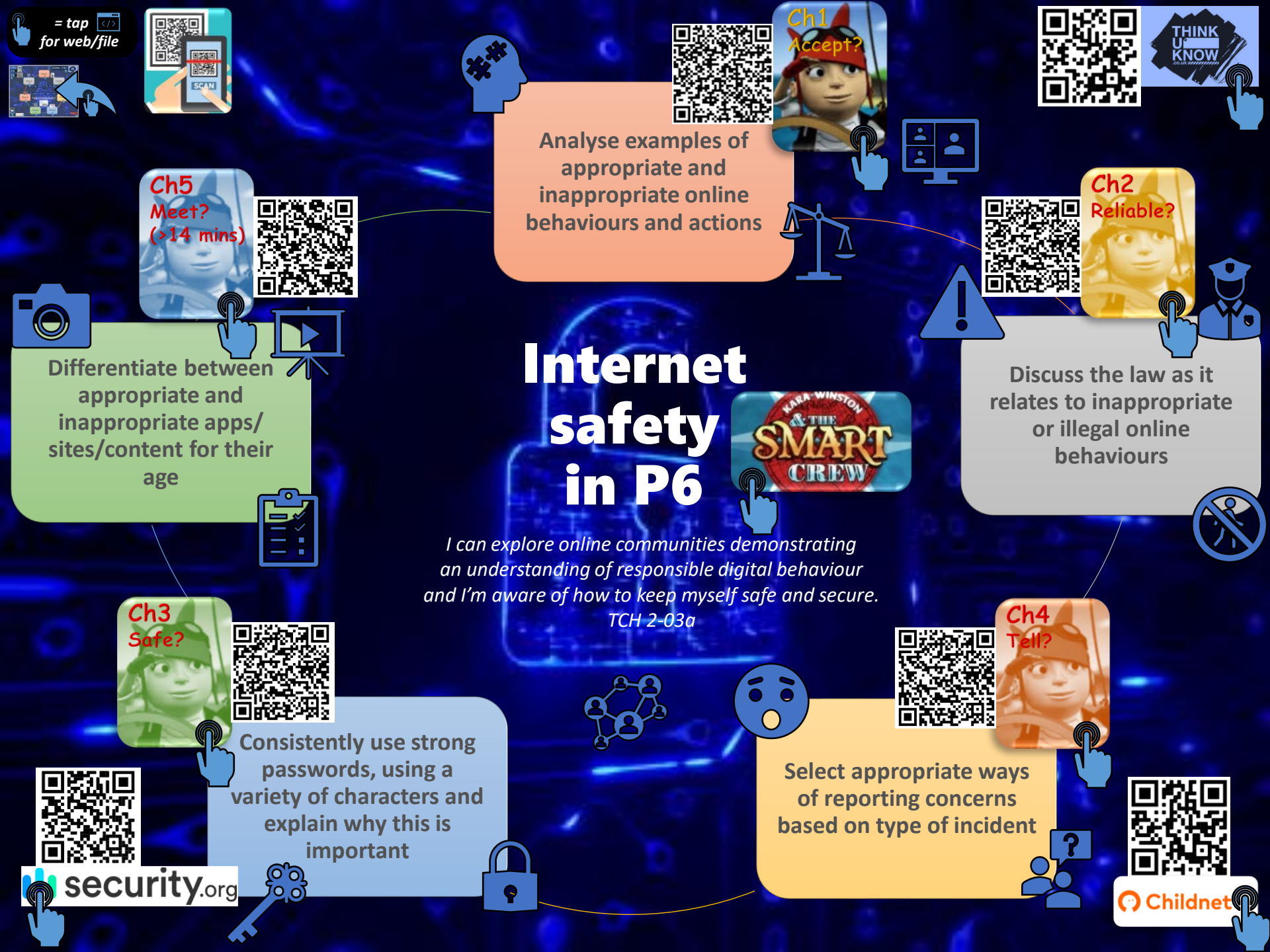


Consistently use strong passwords using a variety of characters and explain why this is important



Recognise appropriate ways to report concerns online and in class





Internet safety in P6

I can explore online communities demonstrating an understanding of responsible digital behaviour and I'm aware of how to keep myself safe and secure.
TCH 2-03a

Analyse examples of appropriate and inappropriate online behaviours and actions



Discuss the law as it relates to inappropriate or illegal online behaviours



Differentiate between appropriate and inappropriate apps/sites/content for their age



Consistently use strong passwords, using a variety of characters and explain why this is important



Select appropriate ways of reporting concerns based on type of incident





Internet safety in P7

I can explore online communities demonstrating an understanding of responsible digital behaviour and I'm aware of how to keep myself safe and secure.
TCH 2-03a



Kind Kingdom



Discuss the importance of being a responsible digital citizen, giving examples of appropriate online behaviours and actions

Understand the law as it relates to inappropriate or illegal online behaviours (e.g. sharing of images)

Reality River



Demonstrate an understanding of the content they should include in an online profile

Mindful Mountain



Password generator



RaspberryPi



Use strong passwords effectively

Tower of Treasure



Identify the appropriate way to report concerns

REPORT ABUSE



NSPCC



= tap for web/file

