
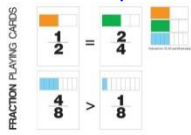











## P3a Home Learning Grid 9 - Week Beginning Mon 15th June 2020.

<b>HWB</b>	<b>Literacy</b>	<b>Maths</b>	<b>IDL</b>
<p style="text-align: center;"><b><u>Zumba</u></b></p> <p>Click the link and get fit.  <a href="https://www.bing.com/videos/search?q=moving+on+activities+for+children+to+do+at+home&amp;&amp;view=detail&amp;mid=9B4F56297D8AA1E6A9DA9B4F56297D8AA1E6A9DA&amp;&amp;FORM=VDRVRV">https://www.bing.com/videos/search?q=moving+on+activities+for+children+to+do+at+home&amp;&amp;view=detail&amp;mid=9B4F56297D8AA1E6A9DA9B4F56297D8AA1E6A9DA&amp;&amp;FORM=VDRVRV</a></p>	<p style="text-align: center;"><b><u>Reading</u></b></p> <p>Click on the book and press run. read the story aloud, remembering to use your phonics to help you. Use expression and take a breath at full stops.</p> <div style="text-align: center;">  <p>The Old Toy Room.exe</p> </div>	<p style="text-align: center;"><b><u>Fractions</u></b></p> <p>Click the link below and say which picture shows the correct fraction.  <a href="https://uk.ixl.com/math/year-2/halves-thirds-and-quarters">https://uk.ixl.com/math/year-2/halves-thirds-and-quarters</a></p> <div style="text-align: center;">  </div>	<p style="text-align: center;"><b><u>Art</u></b></p> <p>Paint your own amazing sunset. You will need: Paper, white, yellow, orange, red paint, a brush and a small sticky circle.  <a href="https://www.youtube.com/watch?v=76jpCIZTq2E">https://www.youtube.com/watch?v=76jpCIZTq2E</a></p>
<p style="text-align: center;"><b><u>Keeping Healthy</u></b></p> <p>Upload your finished work on seesaw.  <a href="https://www.twinkl.co.uk/download/4773843">https://www.twinkl.co.uk/download/4773843</a></p> <div style="text-align: center;">  </div>	<p style="text-align: center;"><b><u>Writing - Character</u></b></p> <ul style="list-style-type: none"> <li>✚ Draw an imaginary Super Hero character.</li> <li>✚ Give your character a name and use adjectives to describe what they look like/what they are wearing.</li> <li>✚ What is their Super Power?</li> <li>✚ Draw a speech bubble showing what they might say.</li> </ul> <div style="text-align: center;">  </div>	<p style="text-align: center;"><b><u>Time</u></b></p> <p>Click the link below and say what time the clock shows.  <a href="https://uk.ixl.com/math/year-2/match-analogue-clocks-and-times-ii">https://uk.ixl.com/math/year-2/match-analogue-clocks-and-times-ii</a></p> <div style="text-align: center;">  </div>	<p style="text-align: center;"><b><u>Science - Fireworks in a jar.</u></b></p> <p>Watch the video then try making your own Fireworks in a jar.  <a href="https://www.youtube.com/watch?v=JgNOuNh00kg&amp;list=PL7778348F1B01A789&amp;index=6">https://www.youtube.com/watch?v=JgNOuNh00kg&amp;list=PL7778348F1B01A789&amp;index=6</a></p>

<p><b>Star Moments</b> Click the link and show me your Star Moments from home. <a href="https://www.twinkl.co.uk/download/6332660">https://www.twinkl.co.uk/download/6332660</a></p> 	<p><b>Spelling</b> - Your words are -second, fifteen, five, fourteen. Use speed writing, pyramid writing and drawing the shape of the word to learn these words. Write any smaller words you can see in the word. Then write a sentence for each. Remember to start with a capital letter, use finger spaces and end with a full stop or a question mark.</p>	<p><b>Fractions</b> Click the link and decide what fraction the shape shows. <a href="https://uk.ixl.com/math/year-2/simple-fractions-what-fraction-does-the-shape-show">https://uk.ixl.com/math/year-2/simple-fractions-what-fraction-does-the-shape-show</a></p>	<p><b>Sustainability Interactive Word Search.</b> Have fun with this word search and learn.</p>  <p><small>sustainability-interactive-word-search-tg-173-newlink.htm</small></p>
<p><b>We Are All Different.</b> Have a read about how different we can be and still be the same.</p>  <p>We Are All Different.exe</p>	<p><b>Literacy for All - Challenge 2</b> Have fun when you check out the Challenge from the link below. <a href="https://www.youtube.com/watch?v=hbHiuMeDFVQ&amp;feature=youtu.be">https://www.youtube.com/watch?v=hbHiuMeDFVQ&amp;feature=youtu.be</a></p> 	<p><b>Time</b> Click the link and choose how much time has elapsed, <a href="https://uk.ixl.com/math/year-2/elapsed-time">https://uk.ixl.com/math/year-2/elapsed-time</a></p>	<p><b>German</b>  Lesson 6 with Felix &amp; Franzi - 'The Broken Washing Machine' - 'Kaputt' means broken. You will learn the German word for types of clothes. <a href="https://www.youtube.com/watch?v=PSvrlu_Mkzc&amp;list=PL5jjjxhBmRrmtlRKYGJZgHGn_PQmbePPQ&amp;index=7&amp;t=0s">https://www.youtube.com/watch?v=PSvrlu_Mkzc&amp;list=PL5jjjxhBmRrmtlRKYGJZgHGn_PQmbePPQ&amp;index=7&amp;t=0s</a></p>
<p><b>Super Movers</b> Believe in You. <a href="https://www.bbc.co.uk/teach/supermovers/ks1-pshe-believe-with-naomi-wilkinson/zjchd6f">https://www.bbc.co.uk/teach/supermovers/ks1-pshe-believe-with-naomi-wilkinson/zjchd6f</a></p>	<p><b>Phonics</b> - Your sound this week is 'wa' for wall. Take pictures of items with this sound in them. Write out as many words as you can with this sound in them. You could use pencil, crayons, paint, playdough, shaving foam or coloured pens.</p>	<p><b>Tables Practise</b> Practise your tables with 'Hit The Button'. <a href="https://www.topmarks.co.uk/maths-games/hit-the-button">https://www.topmarks.co.uk/maths-games/hit-the-button</a></p>	<p><b>Reward Time</b></p>  <p>Choose your favourite film and have a snack while watching it.</p>



Nurture Respect Achieve



--	--	--	--