















P3a Home Learning Grid - Week Beginning Mon 18th May 2020.

HWB	Literacy	Maths	IDL
<p>Work out with Joe Wicks (The Body Coach TV)</p> 	<p>Reading Choose your favourite book and read it to a member of your family.</p>  <p>Remember to use expression, take a breath at full stops and use your reading strategies, talking about the cover, the blurb and the pictures. Then choose a character, draw them and write a description of them.</p> 	<p>Odd and Even numbers Odd Todd and Even Steven song https://www.youtube.com/watch?v=fK6b9Zxte24 Using paint the square, can you colour all the <u>even</u> numbers blue and all the <u>odd</u> numbers pink? https://www.topmarks.co.uk/learning-to-count/paint-the-squares</p>	<p>Art – Craft Pick up some nature items: stones, twigs, leaves, flowers, grass etc. On a sheet of paper/cardboard make a nature picture.</p> 
<p>Start a journal/diary. Every day note what you did, how you felt etc. This will be a great keepsake to look back on in years to come!</p> 	<p>Phonics - Your sound this week is magic 'e' - a_e for lane, u_e for tune and ea for reach. Write out as many words as you can with these sounds in them. You could use pencil, crayons, paint, playdough, shaving foam or coloured pens.</p>	<p>Pattern Follow the link below to learn about making patterns. https://uk.ixl.com/math/year-2/introduction-to-patterns Click the link for a challenge. https://uk.ixl.com/math/year-2/find-the-next-row-in-a-growing-pattern</p>	<p>Science – Amphibians Watch the video and answer these questions. Name 2 types of amphibians. Tell me 2 facts about them. What cool thing happens as they grow? https://www.youtube.com/watch?v=tMiiDWr_ycQ&list=PLNmQ_T1B9IjIWyhaewUc8-3oivWLwSTcL&index=5&t=0s</p>

<p>Join Jump Start Jonny live every morning 9am Follow this link to get it: https://www.youtube.com/channel/UC8PDFwCVOHHcl08-1SzdiBw/featured</p> 	<p>Spelling - Your words are - each, year, away, always. Use speed writing, pyramid writing and drawing the shape of the word to learn these words. Then write a sentence for each. Remember to start with a capital letter, use finger spaces and end with a full stop or a question mark.</p> 	<p>Odd and Even numbers Give the odd/even number before or after. Click the link to start. https://uk.ixl.com/math/year-2/which-even-or-odd-number-comes-before-or-after</p> 	<p>Music Have fun with this music workshop. https://www.youtube.com/watch?v=uUyujOqMbpo</p> 
<p>Work out with Joe Wicks (The Body Coach TV)</p> 	<p>Story Time Why don't you ask a family member to listen to the story with you. Click on the link below and choose a book. Remember to press red button and change to youtube. https://www.storylineonline.net</p>	<p>Pattern Click the link and complete the patterns. https://uk.ixl.com/math/year-3/complete-a-repeating-pattern Use the link and make a repeating pattern https://uk.ixl.com/math/year-3/make-a-repeating-pattern</p>	<p>German</p>  <p>Lesson 2 with Felix & Franz. 'How are you?' https://www.youtube.com/watch?v=yZxHbghZO1o&list=PL5jjjxhBmRrmf1RKYGJZgHGn_PQmbePPQ&index=3&t=0s</p>
<p>Make a list Write a list of 10 things you are grateful for. Start each sentence with 'I am grateful for...'</p> 	<p>Writing - Setting Look at the picture below and write a piece of Setting writing. Use adjectives to describe - Where it is, What it is, Who lives there and how it makes you feel.</p> 	<p>Skip Counting Use the link and try the skip counting sequences. https://uk.ixl.com/math/year-3/skip-counting-stories</p>	<p>Reward Time</p>  <p>Choose your favourite film and have a snack while watching it.</p>



Nurture Respec, Achieve



--	--	--	--