












## P3a Home Learning Grid - Week Beginning Mon 11th May2020.

HWB	Literacy	Maths	IDL
<p>Work out with Joe Wicks (The Body Coach TV)</p> 	<p><b>Reading</b> Read aloud the 'e' book below to a member of your family. Remember to use your reading strategies and talk about the cover, the blurb and the pictures.</p>  <p style="text-align: center;">A Magical Muddle.exe</p>	<p><b>Counting</b> Spend 10 minutes counting forwards and backwards in 1s, 2s, 5, and 10s to 10, 20, 50 or beyond! Jump or clap out your numbers. <b>Short division - division as grouping and sharing</b> Get some something you can use to share (counters/brick/pens/raisins/grapes etc....) Practise dividing by sharing and dividing by grouping. Link to video: <a href="https://youtu.be/bdglIPNNhuI">https://youtu.be/bdglIPNNhuI</a> <a href="https://www.mathplayground.com/puzzlepics_multiplication.html">https://www.mathplayground.com/puzzlepics_multiplication.html</a></p>	<p style="text-align: center; color: red;"><b>Art – Poster</b></p> <p>Make a poster to advertise a new <b>Spring Garden</b> that is opening for children to learn about planting and all about baby animals and mini beasts. Remember to give the garden a <b>name</b> and a <b>punchy slogan</b>. <b>Say where it is and it's opening hours.</b> Take a picture of your completed piece of art.</p> 
<p>Create a Fitness routine, choose some music to accompany it and then teach this to your family members.</p> 	<p><b>Phonics</b> - Your sound this week is magic 'e' - i_e for line, o_e and e_e.  Write out as many words as you can with these sounds in them. You could use pencil, crayons, paint, playdough, shaving foam or coloured pens.</p>	<p><b>Times Tables</b> Spend at least 15 minutes practising your 2, 3, 4, 5 &amp; 10 times tables. Choose one of these games to help you. <a href="http://www.primaryhomeworkhelp.co.uk/mathstimestable/index.html">http://www.primaryhomeworkhelp.co.uk/mathstimestable/index.html</a>  <a href="https://www.topmarks.co.uk/mathsgames/hit-the-button">https://www.topmarks.co.uk/mathsgames/hit-the-button</a></p>	<p style="text-align: center; color: orange;"><b>Science</b></p> <p>Skittle Challenge - Have fun and Draw pictures, take photos, write up a report about what happened.</p> <p><a href="https://www.bing.com/videos/search?q=skittle+experiment+youtube&amp;docid=608055274415590097&amp;mid=32274B0BC4A4A83AB36D32274B0BC4A4A83AB36D&amp;view=detail&amp;FORM=VIRE">https://www.bing.com/videos/search?q=skittle+experiment+youtube&amp;docid=608055274415590097&amp;mid=32274B0BC4A4A83AB36D32274B0BC4A4A83AB36D&amp;view=detail&amp;FORM=VIRE</a></p>

<p>Join Jump Start Jonny live every morning 9am Follow this link to get it:  <a href="https://www.youtube.com/channel/UC8PDFwCVOHHcl08-1Szdibw/featured">https://www.youtube.com/channel/UC8PDFwCVOHHcl08-1Szdibw/featured</a></p> 	<p><b>Spelling</b> - Your words are - know, yellow, father, mother. Use speed writing, pyramid writing and drawing the shape of the word to learn these words. Then write a sentence for each. Remember to start with a capital letter, use finger spaces and end with a full stop or a question mark.</p>	<p><b>Short division - division as grouping and sharing</b>          Divide a 2 digit number by a 1-digit number by making your own place value counters to help you. You can either draw on counters or make your own out of card/paper. Once you have had a go with counters, practise short division drawing out the counters. Then have a go practising with just the numbers.          Link to video for dividing a 2-digit number by a 1-digit number:  <a href="https://www.youtube.com/watch?v=4EcMON3F1yE&amp;list=PLWIJ2KbiNEyq1iZ36fRe-xTJ4NNZsmYz9&amp;index">https://www.youtube.com/watch?v=4EcMON3F1yE&amp;list=PLWIJ2KbiNEyq1iZ36fRe-xTJ4NNZsmYz9&amp;index</a></p>	<p><b>Feed the Birds</b>          Watch this video and then have a go at feeding the birds.  <a href="https://www.bing.com/videos/search?q=Easy+Wild+Bird+Food&amp;&amp;view=detail&amp;mid=DA8B4E8F9364768A3AB9DA8B4E8F9364768A3AB9&amp;&amp;FORM=VRD GAR&amp;ru=%2Fvideos%2Fsearch%3Fq%3DEasy%2BWild%2BBird%2BFood%26FORM%3DRE STAB">https://www.bing.com/videos/search?q=Easy+Wild+Bird+Food&amp;&amp;view=detail&amp;mid=DA8B4E8F9364768A3AB9DA8B4E8F9364768A3AB9&amp;&amp;FORM=VRD GAR&amp;ru=%2Fvideos%2Fsearch%3Fq%3DEasy%2BWild%2BBird%2BFood%26FORM%3DRE STAB</a></p> 
<p>Work out with Joe Wicks (The Body Coach TV)</p> 	<p><b>Story Time</b>          Why don't you ask a family member to listen to the story with you. Click on the link below and choose a book. Remember to press red button and change to youtube.  <a href="https://www.storylineonline.net">https://www.storylineonline.net</a></p>	<p><b>Measure</b>          Find 5 objects in your house to mmeasure. Use, paper clips, counters, pens orr anything you have. Lay them end to end to measure thelengths of your objects. Then have a go at the activity link below.  <a href="https://uk.ixl.com/math/year-1/measure-using-objects">https://uk.ixl.com/math/year-1/measure-using-objects</a></p>	<p><b>German</b>            Lesson 1 with Felix &amp; Franzi.  <a href="https://www.youtube.com/watch?v=8eNOZPipB1E&amp;list=PL5jjjxhBmRrm tIRKYGJZgHGn PQmbePPQ&amp;index=2&amp;t=0s">https://www.youtube.com/watch?v=8eNOZPipB1E&amp;list=PL5jjjxhBmRrm tIRKYGJZgHGn PQmbePPQ&amp;index=2&amp;t=0s</a></p>
<p><b>Chef for the Day!</b>          Become your house hold chef. Create a menu, set the table, take orders and help make a meal for your family (breakfast, lunch or dinner).</p> 	<p><b>Writing - Setting</b>          Look at the picture below and write a piece of Setting writing. Use adjectives to say - Where it is, What it is, Who lives there and how it makes you feel.</p> 	<p><b>Measure</b>          Use a centimetre ruler or tape and have a go at the activity below.  <a href="https://uk.ixl.com/math/year-2/measure-using-a-centimetre-ruler">https://uk.ixl.com/math/year-2/measure-using-a-centimetre-ruler</a>   <a href="https://www.topmarks.co.uk/mathsgames/measuring-in-cm">https://www.topmarks.co.uk/mathsgames/measuring-in-cm</a></p>	<p><b>Reward Time</b></p>  <p>Choose your favourite film and have a snack while watching it.</p>



Nurture Respec, Achieve



--	--	--	--