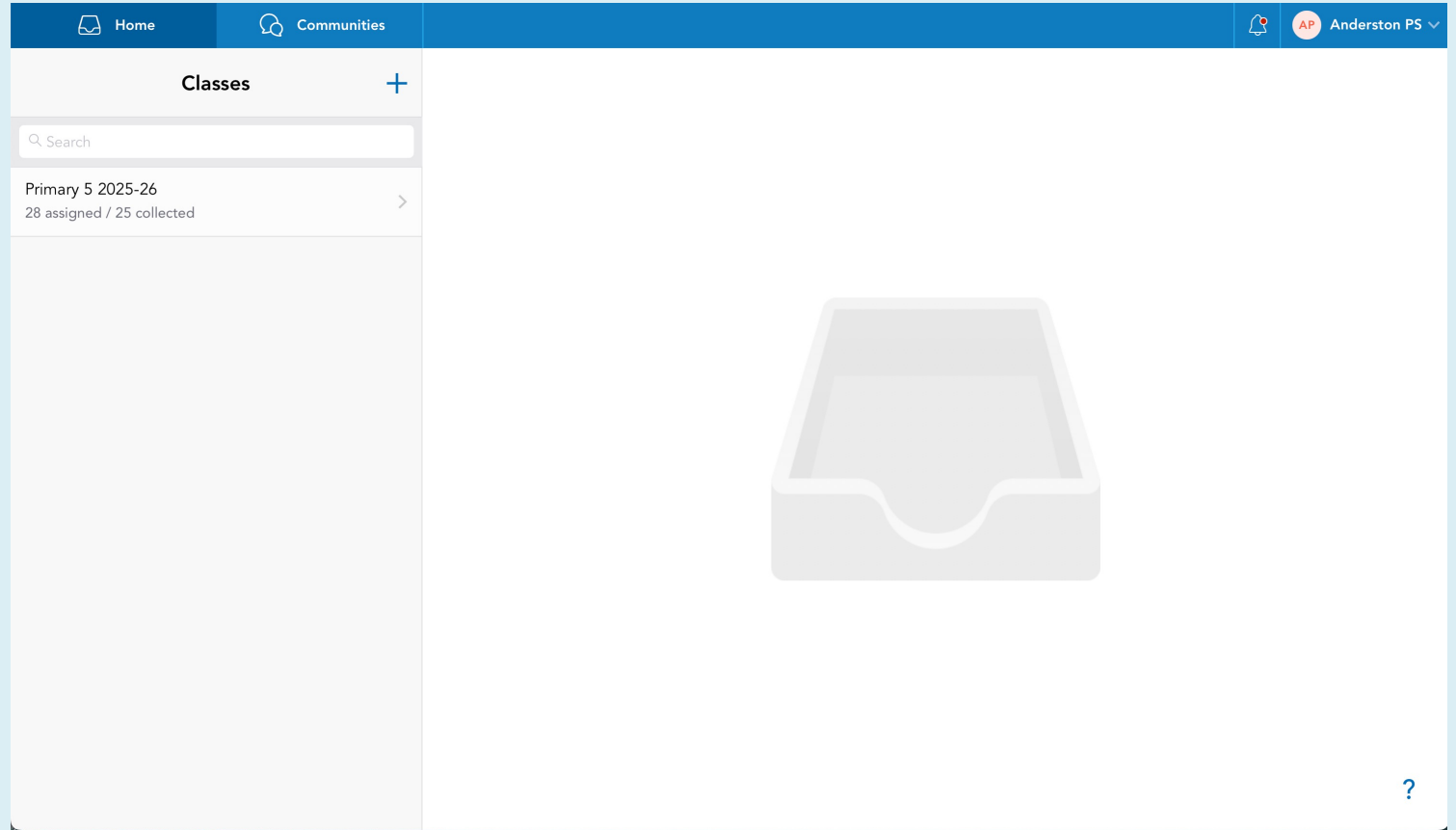


Showbie Parent Session December 2025



What is Showbie?

- Digital learning platform for teachers, pupils and parents
- Infants (P1-3): currently used for receiving and submitting homework. Scope to use more but learning basics first.
- Upper school (P4-7): currently used for receiving and submitting homework, receiving resources in class, submitting work, teacher feedback



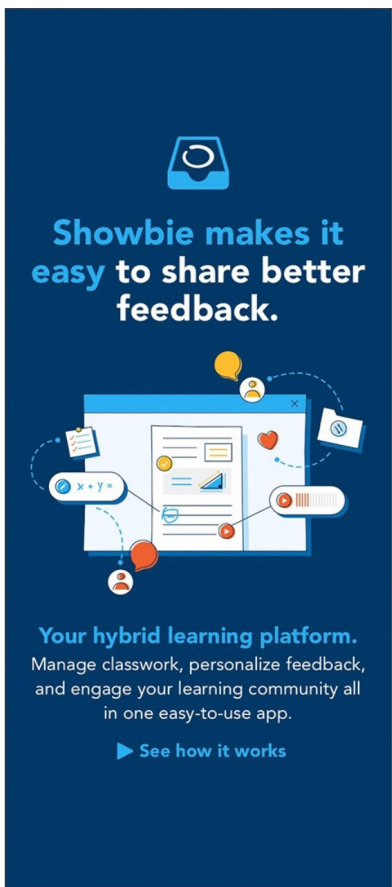
Devices & Compatibility

- Apple: iPad/iPhone app (App Store)
- Android, Windows, Mac & Chromebooks: access via web browser at [showbie.com](https://www.showbie.com)
- Similar to Seesaw, the best experience for pupils is on a tablet but all devices can view assignments and portfolios and upload documents.



How Students Log In

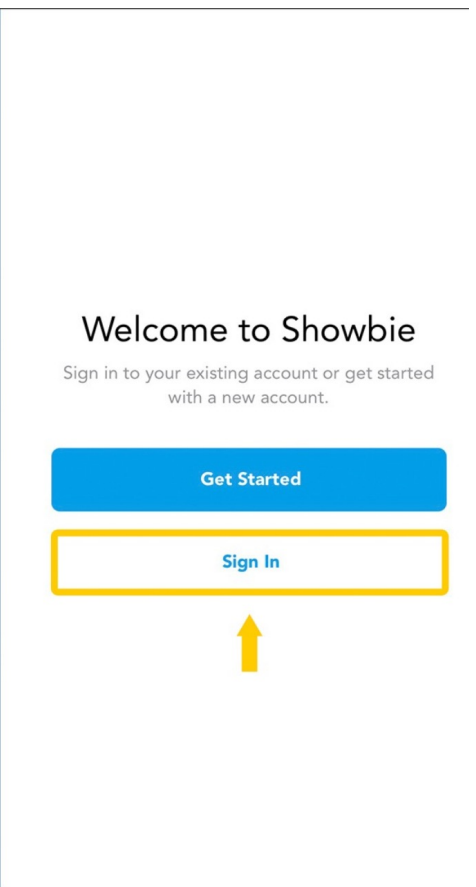
QR code



Showbie makes it easy to share better feedback.

Your hybrid learning platform.
Manage classwork, personalize feedback, and engage your learning community all in one easy-to-use app.

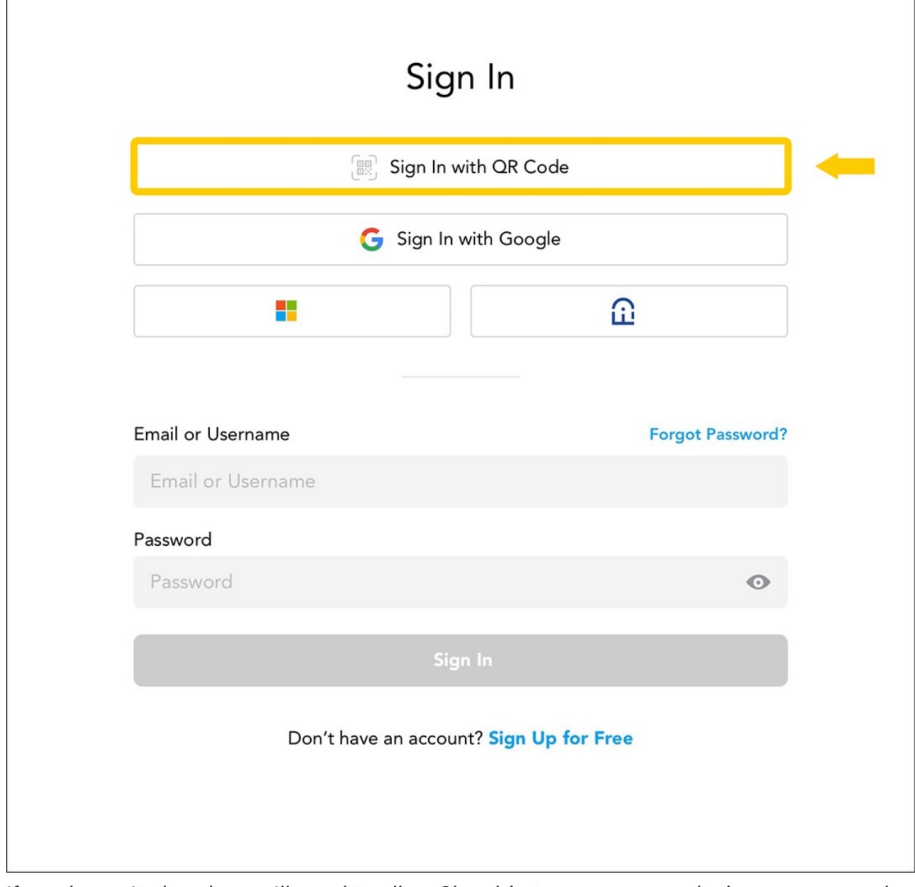
[▶ See how it works](#)



Welcome to Showbie
Sign in to your existing account or get started with a new account.

[Get Started](#)

[Sign In](#)



Sign In

[Sign In with QR Code](#)

[Sign In with Google](#)

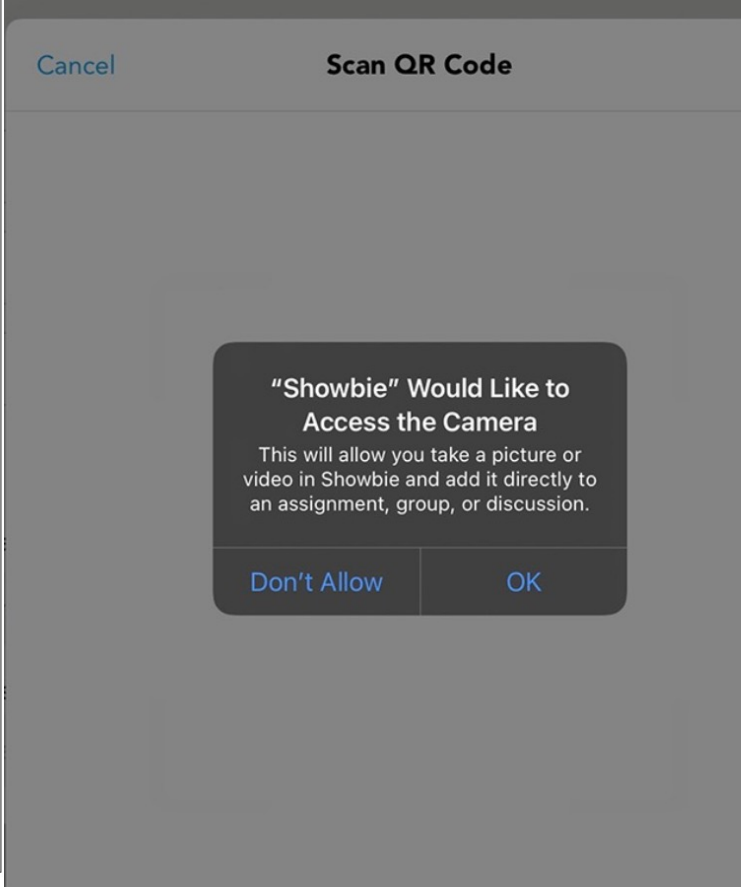
[Microsoft](#) [Apple](#)

Email or Username [Forgot Password?](#)

Password

[Sign In](#)

Don't have an account? [Sign Up for Free](#)



[Cancel](#) **Scan QR Code**

"Showbie" Would Like to Access the Camera

This will allow you take a picture or video in Showbie and add it directly to an assignment, group, or discussion.

[Don't Allow](#) [OK](#)

On the sign-in page for both the iOS app and web app, use the option for *Sign in with QR Code*:

If you haven't already, you'll need to allow Showbie to access your device camera, and a pop-up message will ask for this to be turned on. It'll look something like this:

How Students Log In

Username and Password

Each child has a unique username and password. If you are using a device that does not allow the QR code to be scanned (this includes all Windows devices) class teachers can provide usernames and passwords to individuals.



How Parents Will Join (New Year)

Invitation code will be sent from the class teacher

Create a parent account to view your child's portfolio

View-only access to portfolio



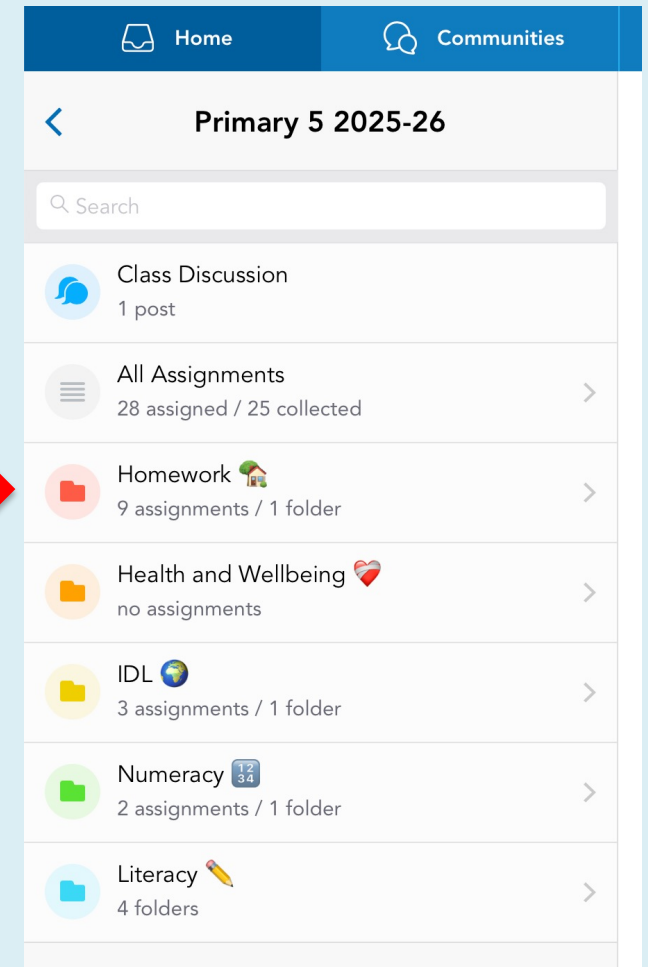
Showbie:
A Parent Guide to Parent Access

https://support.showbie.com/en/articles/1420316-a-parent-s-guide-to-parent-access#h_2b3e0376a2



What Homework Looks Like

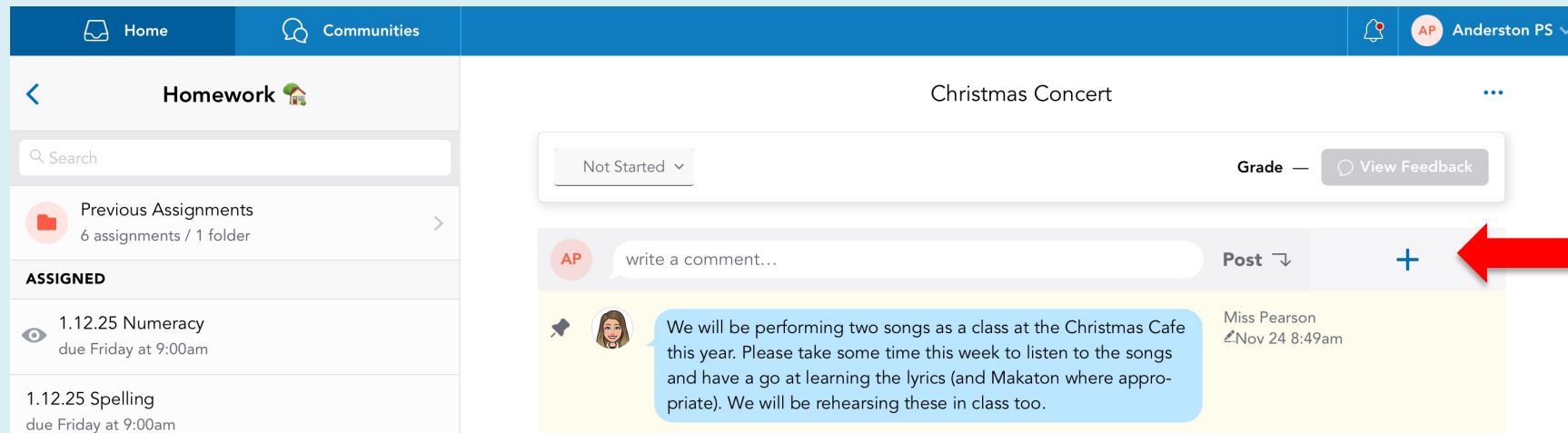
- Homework will be shared in the red homework folder on Showbie
- Homework may be shared as a PDF, link to a website or a text box comment.
- Pupils will usually complete their homework tasks in their homework jotter and can upload a photograph of their completed task. They may at times be asked to record a voice note or draw/write on an image.



How to Upload Work: Student Steps

Open the assignment in Showbie

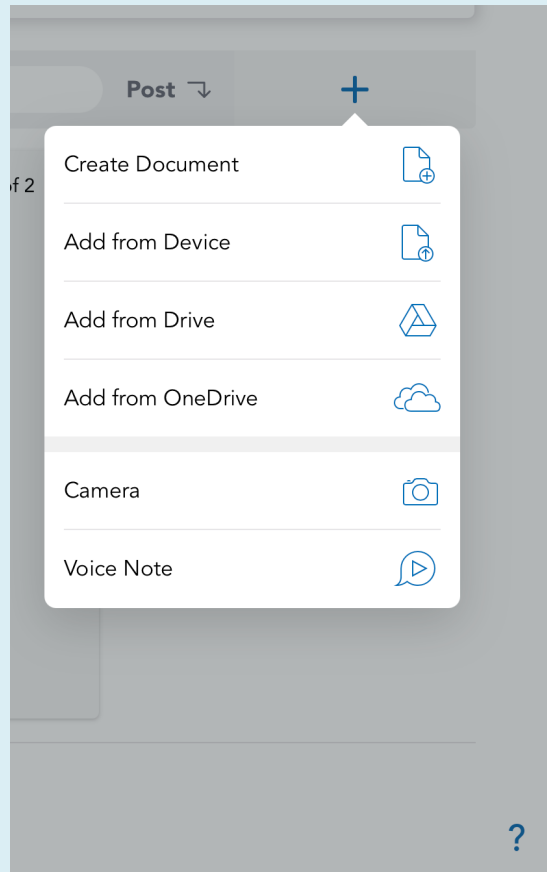
Tap the '+' / 'Add' button



How to Upload Work: Student Steps

Choose from list below

Tap 'Done' / 'Submit' to send to the teacher



Showbie have created lots of handy guides. These can be accessed by clicking on the question mark.



Troubleshooting: Uploading & Permissions

- iOS: Settings → Showbie → Photos → allow 'All Photos'
- Android: Settings → Apps → Showbie → Permissions → enable Photos/Media/Camera
- Ensure app is updated and restart device if needed
- Use Wi-Fi for large uploads (videos)



Common Login & Visibility Issues

If login fails: check username/password or use QR code.
Can sometimes be an internet connection issue.

If work is missing: check correct class/folder and
account

Refresh the app (pull down) or log out and back in



What Parents Can See & Do

View child's portfolio and teacher feedback. We are aiming to start portfolios next term.

Cannot edit submitted pupil work (view-only in most cases)



Expectations & Digital Responsibility

Encourage timely uploads and respectful online behaviour. Most classes are not using discussion “chatroom” currently.

Treat Showbie tasks like jotter tasks. High expectations of presentation and effort as always.

Keep login details secure — contact school if compromised and we can change password.



Questions & Support

