



Make Leaves Count

The Task

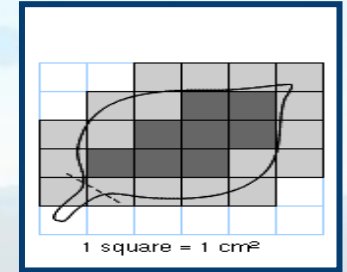


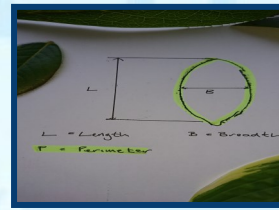
Improve your Maths skills using leaves collected from the local environment.

How?

- Select and travel to a venue with plenty of leaves.
- Brief the pupils on safety, organisation and responsibilities.
- Collect a range of different leaf types that have fallen off trees, bushes and plants.
- Explore different math concepts (sorting, estimating, measuring, area, perimeter, symmetry).
- Play pairing games (Snap, Trumps).
- Review the activities.

Considerations

- Differentiate task levels to challenge pupils appropriately.
- Ensure pupils don't damage living plants when collecting leaves.
- Give maths a real life context, make it fun and build confidence.
- Use the experience to promote a wider appreciation of the local environment.



What will you need?

- Outdoor Writing Materials
- Rulers





Make Leaves Count

Organisation & Layout

- Work in teams to collect your leaves.
- Choose a venue with a good selection of leaves.
Alternatively, get the pupils to bring in materials as a home work exercise.
- Keep groups close enough to supervise but with enough space to feel unhindered while working things out.
- If you have access to ipads, use an identification app to name the trees in your environment.

Learning Objectives

- Practice teamwork, cooperation and communication skills.
- Enjoy being and working outside.
- How and where to forage for good natural material.
- Practise and gain confidence in a variety of maths concepts.
- Use identification keys/apps to survey your venue and gain a wider understanding of the trees and foliage local to your area.

Safety Information

- Select a safe, easily supervised area with access to the required raw materials for the task.
- Set clear rules and boundaries for the group. More controls will be needed if using a public areas.
- Ensure good sight lines and have a call back system.
- Consider hygiene and sharp objects when clearing up.

Review & Assessment

- Work in teams to complete maths tasks or identify trees/plants.
- Question and answer to gauge an improvement in understanding and confidence.
- Compare attitudes to maths before and after sessions.

Additional Links & Support

[Blairvadach Make Leaves Count—YouTube](#)

[Tree ID app—Woodland Trust](#)

[Using Leaves for maths—mathisfun webpage](#)

