



How to make a Map

The Task

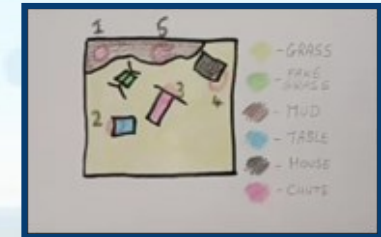

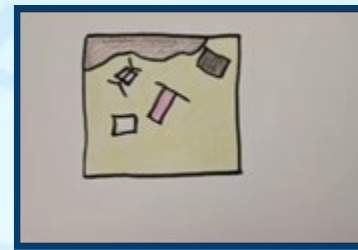
Make an orienteering map of an area and ask a friend to find your hidden items.

How?

- Choose an area you would like to map (part of a playground, garden or local park).
- Imagine the area from above and draw a boundary line or outline.
- Add any areas of terrain/land (woods, water, grass, concrete etc).
- Add specific features that do not move (individual trees, bushes, flower planters and man-made features; lampposts, benches, slides).
- Colour in the specific areas and features.
- Create a key to explain what everything is.
- Place 5 things within your maps area and add these 'control points' to the map with a red circle.
- Add a North arrow so the map can be orientated.
- Challenge a friend to find them.

Considerations

- Make sure the map area is safe.
- Don't hide the items under anything, they should be visible when close.
- Time each friend and see who is the fastest.
- Is your map accurate?



What will you need?

- Somewhere to map
- Paper
- Pens
- 5 Small items to hide





How to make a Map

Organisation & Layout

- Each person will need a space to make a map.
- The space should not be too large as this would become time consuming and more difficult.
- Set a time limit to complete each map.
- Try to encourage accuracy over speed of completion.

Learning Objectives

- How to make a map.
- Planning a route using a map.
- Discussion opportunities:
 - A. Who uses maps?
 - B. Why are they important?
 - C. When have you used maps before (Computer games, shopping centres, amusement parks, holidays).

Safety Information

- Make Pupils aware of area boundaries.
- Is there any traffic or members of the public liable to be using the same area.
- Establish a call back system to gather everyone back to one place.

Review & Assessment

- Compare maps
- Were some maps too basic or overcrowded?
- Did everyone use the same symbols to represent an area or item?
- Challenge a team to create a map together (One colour pencil each)

Additional Links & Support

[Blairvadach How to make a map - YouTube](#)

[Blairvadach How to find North with a watch – YouTube](#)

[Blairvadach How to find North with sticks and the sun 1 – YouTube](#)

[Blairvadach How to find North with sticks and the sun 2 – YouTube](#)

[Blairvadach Using a Shadow Stick to find North - YouTube](#)

