

# A Positive Affirmation Fortune Teller

Follow the instructions to create this 'fortune teller'. The adult you are working with will help you to do this. On the fortune teller, there are some sentences that say how special you are and how well you can do. Play with the fortune teller and read what it says when you open it. There are pictures to help remind you of how special you are.



visit [twinkl.com](https://www.twinkl.com)



twinkl.com

I love being me.

I am helpful.

I am kind.

I have lots of friends who like me.

I play well with others.

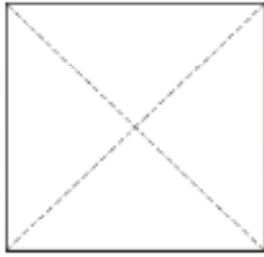
I am caring.

I can be what I want to be.

Every day is a fresh start.

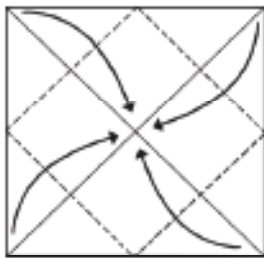
## Instructions

1



With pictures face down, fold on both diagonal lines. Unfold.

2



Fold all four corners to the centre.

3



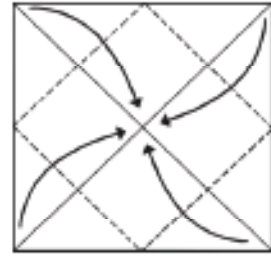
Turn paper over.

7



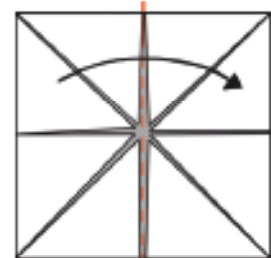
Slide thumbs and forefingers under the squares and move the fortune teller back and forth to play.

4



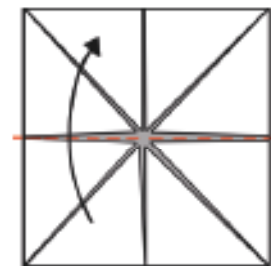
Once again, fold all corners to the centre.

5



Fold paper in half and unfold.

6



Fold paper in half from top to bottom. Do not unfold.

There is a blank fortune teller below. This is for you to write or draw your own positive affirmations on; these will be personal to you and should be practised every day. Keep the fortune teller somewhere you can play with it every day so you remind yourself of how special you are!

