



A FREE RESOURCE PACK FROM EDUCATIONCITY

Tenses



English



School Worksheets



Suitability

Tenses Worksheets

What Does This Pack Include?

This pack has been created by teachers, for teachers. In it, you'll find high quality worksheets (with answers!) and resource sheets to support your students learning about tenses.

To go directly to the content, simply click on the title in the index below:

INTENSE SPORTS:	
Learning Objective: Learn what the present tense looks like.	<ul style="list-style-type: none"> • 30 minute Lesson Plan • Activity Sheet • Activity Sheet with Answers

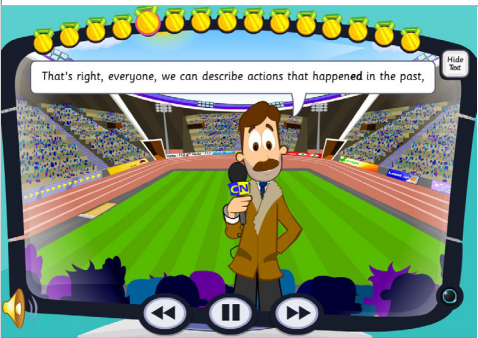
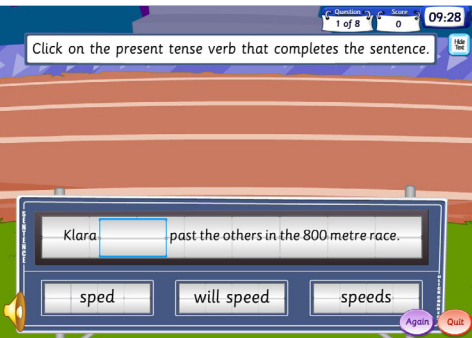

FISH WITH MANU:	
Learning Objective: Learn about verb tenses and identify the correct version of the verb to use.	<ul style="list-style-type: none"> • Activity Sheet • Activity Sheet with Answers

SURVIVE A SHOWER:	
Learning Objective: Learn about irregular verbs and select the correct verb tense for irregular verbs.	<ul style="list-style-type: none"> • Activity Sheet • Activity Sheet with Answers

WEEPERS CREEPERS:	
Learning Objective: Learn about verb tenses and select the right one to use.	<ul style="list-style-type: none"> • Activity Sheet • Activity Sheet with Answers

Other Resources Linking to the Theme

Before deciding what to include in your lesson, check out our online content relating to writing too. It's simple to find, just enter the Content ID number into EducationCity's Search Content tool!

Learn Screens:	Activities:	Topic Tools:
Introduce or Reinforce a New Concept InTense Sports Content ID: 12934	Educational Content InTense Sports Content ID: 1804	Explore Concepts as a Class Sentence Builder Content ID: 2096
 <p>That's right, everyone, we can describe actions that happened in the past.</p>	 <p>Click on the present tense verb that completes the sentence.</p> <p>Klara _____ past the others in the 800 metre race.</p> <p>sped will speed speeds</p>	 <p>Sentence Builder</p> <p>Block Size Sentence 3 of 11</p> <p>Drop words into this space to make a sentence.</p> <p>pool wanted swim Yesterday .</p> <p>the in to I</p>
Explore the use of the present simple tense in the context of sports.	Identify the present tense verbs.	Reconstruct sentences set in the present and past by dragging and dropping boxes into the correct order.

Enjoyed these resources?

Why not start a free trial of the full EducationCity resource and see what else we can offer you!

Email us at trials@EducationCity.com
 or call us on +44 (0)1572 725080!



Overview

In this 30-minute activity, students develop an understanding of present tense verbs by acting them out.

Resources and preparation

- Examples of sentences using present tense verbs
- Class reading books

Lesson Structure

- 0-5 minutes** Read a sentence out to the students and ask them to identify the verb. Then ask them to explain how they know that the word is a verb. Once the definition of the word 'verb' has been clarified, ask students to think about the tense it has been written in. Discuss the use of the present tense and ask students to think about any other words in a sentence that may support its identification, e.g. today, now.
- 5-15 minutes** Ask students to work in groups and give each group a set of verbs, e.g. 'to dance' or 'think' and ask them to work in their group to make a sentence with that verb, making sure it is in the present tense. Ask the students to think of some accompanying actions they could do to mime the sentence.
- 15-25 minutes** Share the students' sentences by asking them to mime them for the others to guess what the verb is. Discuss the tense used to ensure it is the present tense.
- 25-30 minutes** To consolidate students' understanding, ask them to look through a book they are currently reading and to identify sentences where the present tense is used.



Name: _____ Class: _____

Read Ned's report on the athletics action.
Circle all the present tense verbs.

- 1 Tom runs down the track.
- 2 He passes the stick to Tara.
- 3 Tara and Luke jump over the hurdle.



Write the present tense verb that completes each sentence.

- 4 Kylie _____ the shot put.

threw	throws	throwing
-------	--------	----------
- 5 Oliver _____ his shoes tight.

ties	tying	tied
------	-------	------
- 6 The winners _____ their medals.

are getting	got	get
-------------	-----	-----
- 7 We _____ for the national anthem.

stand	standing	stood
-------	----------	-------



Write the present tense verb that completes each sentence.

cheer stretches hurdle blows

- 8 Arjun _____ his legs before the race.
- 9 Bella and Emma _____ for the runners.
- 10 The coach _____ her whistle.



Name: _____ Class: _____

Read Ned's report on the athletics action.
Circle all the present tense verbs.

1

Tom **runs** down the track.

2

He **passes** the stick to Tara.

3

Tara and Luke **jump** over the hurdle.



Write the present tense verb that completes each sentence.

4

Kylie **throws** the shot put.

threw

throws

throwing

5

Oliver **ties** his shoes tight.

ties

tying

tied

6

The winners **get** their medals.

are getting

got

get

7

We **stand** for the national anthem.

stand

standing

stood



Write the present tense verb that completes each sentence.

cheer

stretches

hurdle

blows

8

Arjun **stretches** his legs before the race.

9

Bella and Emma **cheer** for the runners.

10

The coach **blows** her whistle.



Name: _____ Class: _____

Read the sentence. Think about when the action is occurring.
Circle the correct verb tense to complete the sentence.

1 Earlier this week, Manu _____ for three days to get to the camp.

paddle , paddled , paddling , paddles

2 Before he left, Manu _____ his tackle box with all the supplies.

pack , packed , packing , packs

3 Stig _____ Manu cheerfully when he arrives.

greet , greeted , greeting , greets

4 Now Manu _____ the gear onto the ice.

unload , unloaded , unloading , unloads

5 Stig tells Manu that he is _____ today.

fish , fished , fishing , fishes

6 Manu _____ his gear and runs towards the water.

grab , grabbed , grabbing , grabs

7 Oh no! If he runs this fast, he will _____ on the ice.




slip , slipped , slipping , slips

8 Poor Manu, now he must _____ for what's left of the day.

rest , rested , resting , rests

9 Looks like Stig will be _____ for fish alone today.

hunt , hunted , hunting , hunts



Write sentences on the back of this sheet, using the words jump, jumps, jumping and jumped.



Name: _____ Class: _____

Read the sentence. Think about when the action is occurring.
Circle the correct verb tense to complete the sentence.

1 Earlier this week, Manu _____ for three days to get to the camp.
paddle, **paddled**, paddling, paddles

2 Before he left, Manu _____ his tackle box with all the supplies.
pack, **packed**, packing, packs

3 Stig _____ Manu cheerfully when he arrives.
greet, greeted, greeting, **greeted**

4 Now Manu _____ the gear onto the ice.
unload, unloaded, unloading, **unloads**




5 Stig tells Manu that he is _____ today.
fish, fished, **fishing**, fishes

6 Manu _____ his gear and runs towards the water.
grab, grabbed, grabbing, **grabs**

7 Oh no! If he runs this fast, he will _____ on the ice.
slip, slipped, slipping, slips

8 Poor Manu, now he must _____ for what's left of the day.
rest, rested, resting, rests

9 Looks like Stig will be _____ for fish alone today.
hunt, hunted, **hunting**, hunts



Write sentences on the back of this sheet, using the words jump, jumps, jumping and jumped.



Name: _____ Class: _____

Read the sentence. Think about the verb tenses.
Circle the answer that best completes the sentence.

1 Manu _____ up in the air when the snake slithered by.

jumped

was jumped

jumping

is jumped

2 "Yum. This _____ better than birthday cake!" Sten complimented Stig's campfire nachos.

tasted

was tasted

tasting

tastes

3 Klara _____ to explore the woods and look for animals.

was loved

loving

loves

is loving

4 Sten _____ the perfect place to cross the river.

knowing

knew

known

is knowing

5 When they got stuck in the quicksand, Manu _____ of a great plan.

was thought

is thinking

thought

thinking

6 Stig _____ homesick every time they go camping.

getting

were getting

went

gets

7 Klara and Sten _____ camp songs as they hiked.

were singing

was singing

sings

is singing

8 Yesterday, Stig _____ his famous camp nachos for everyone.

is making

made

were making

makes



On the back, write sentences using eat, eats, ate and eating correctly.



Name: _____ Class: _____

Read the sentence. Think about the verb tenses.
Circle the answer that best completes the sentence.

1 Manu _____ up in the air when the snake slithered by.

jumped

was jumped

jumping

is jumped

2 "Yum. This _____ better than birthday cake!" Sten complimented Stig's campfire nachos.

tasted

was tasted

tasting

tastes

3 Klara _____ to explore the woods and look for animals.

was loved

loving

loves

is loving

4 Sten _____ the perfect place to cross the river.

knowing

knew

known

is knowing

5 When they got stuck in the quicksand, Manu _____ of a great plan.

was thought

is thinking

thought

thinking

6 Stig _____ homesick every time they go camping.

getting

were getting

went

gets

7 Klara and Sten _____ camp songs as they hiked.

were singing

was singing

sings

is singing

8 Yesterday, Stig _____ his famous camp nachos for everyone.

is making

made

were making

makes



On the back, write sentences using eat, eats, ate and eating correctly.




Name: _____ Class: _____

This sentence is written in the present tense. Rewrite it in the past and future tense.

Past Yesterday,

Present The spider crawls.

Future Tomorrow,



Sort the words below into past, present and future tenses.

- studied
- drop
- swim
- will swim
- watched
- collected
- will study
- dropped
- watches
- will collect

Past	Present	Future

Now use the verbs above to complete the 5 sentences below.

- We [studied, will study] swamps next month.
- Klara [watches, watched] the boys grab bugs yesterday.
- I [swim, will swim] in the swamp every day!
- Manu [drop, dropped] the bugs first.
- I [collected, will collect] some insect eggs tomorrow.






Name: _____ Class: _____

This sentence is written in the present tense. Rewrite it in the past and future tense.

Past Yesterday, **the spider crawled.**

Present The spider crawls.

Future Tomorrow, **the spider will crawl.**




Sort the words below into past, present and future tenses.

- studied
- drop
- swim
- will swim
- watched
- collected
- will study
- dropped
- watches
- will collect

Past	Present	Future
watched studied dropped collected	swim drop watches	will swim will study will collect

Now use the verbs above to complete the 5 sentences below.

- 1 We [studied, **will study**] swamps next month.
- 2 Klara [watches, **watched**] the boys grab bugs yesterday.
- 3 I [**swim**, will swim] in the swamp every day!
- 4 Manu [drop, **dropped**] the bugs first.
- 5 I [collected, **will collect**] some insect eggs tomorrow.



About EducationCity

EducationCity produces fun, educational materials to engage students in learning and empower teachers to tailor their teaching. [Take a look at how EducationCity can support you in the classroom:](#)



Target Lesson Objectives Easily

Find relevant content that links to your curriculum by using our Curriculum Map or Search tool.

Comprehensive and clearly organised by strand, content is so easy to access!



Plan in Advance

When planning your lessons, choose your Activities in advance and put them into a MyCity so they're easy for students to access. Choose a meaningful name for each MyCity and you'll be able to update and retrieve them year after year!



Differentiated Teaching

Monitor progress with SuccessTracker and you'll be able to identify the strengths and areas of development for each of your students and so choose relevant activities to help them progress.



Flexible Learning

EducationCity is accessible via desktops, laptops, tablets and whiteboards, so can support you whatever equipment is available in your classroom.



Lesson Plans

Access our ready-made Lesson Plans, topical content and Teacher Resource Pack to support teaching and learning in the classroom.

There's more to EducationCity than Activities alone!



Blog

Keep abreast of events in the teaching arena, changes to the resource, and see how EducationCity is supporting the education community.



"Teachers have been delighted with the content of this package and most impressed with how easy it is to find appropriate learning and teaching resources and then to use them in a variety of ways."

Mark Sanderson,

Senior ICT Consultant, Herefordshire Learning and Achievement Service

Want to find out more about EducationCity?

Start a free trial for your school today and see it for yourself. Simply call us on +44 (0)1572 725080 or email trials@EducationCity.com to arrange.

Website: www.EducationCity.com
Email: trials@EducationCity.com