

# Home Learning Pack

## St Albert's Primary School

### March 2019-20

 Lego	 game	 book	 garden
 sensory play	 water play	 computer time	 play computer game
 art and craft	 baking	 cooking	 drawing
 painting	 ball game	 care for my pet	 cleaning
 learning website	 study	 personal project	 practical maths
 dishes	 write	$2+2=4$ $6/2=3$ $1 \times 5=5$ $7-3=4$ maths	 puzzle
 tidy	 prepare a meal	 wash your hands with soap and water	 imaginative play
 watch TV	 use tablet	 indoor fitness exercise	 card game
 put on a show	 yoga	 internet	 social media
 speak with friends and family online	 email	 diary / journal	 build

## Learner Profiles & Ideas for Distance Learning

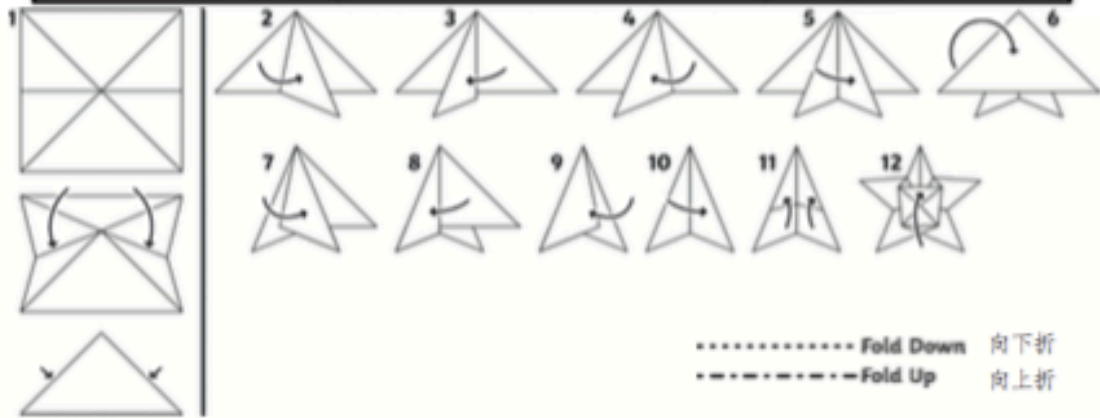
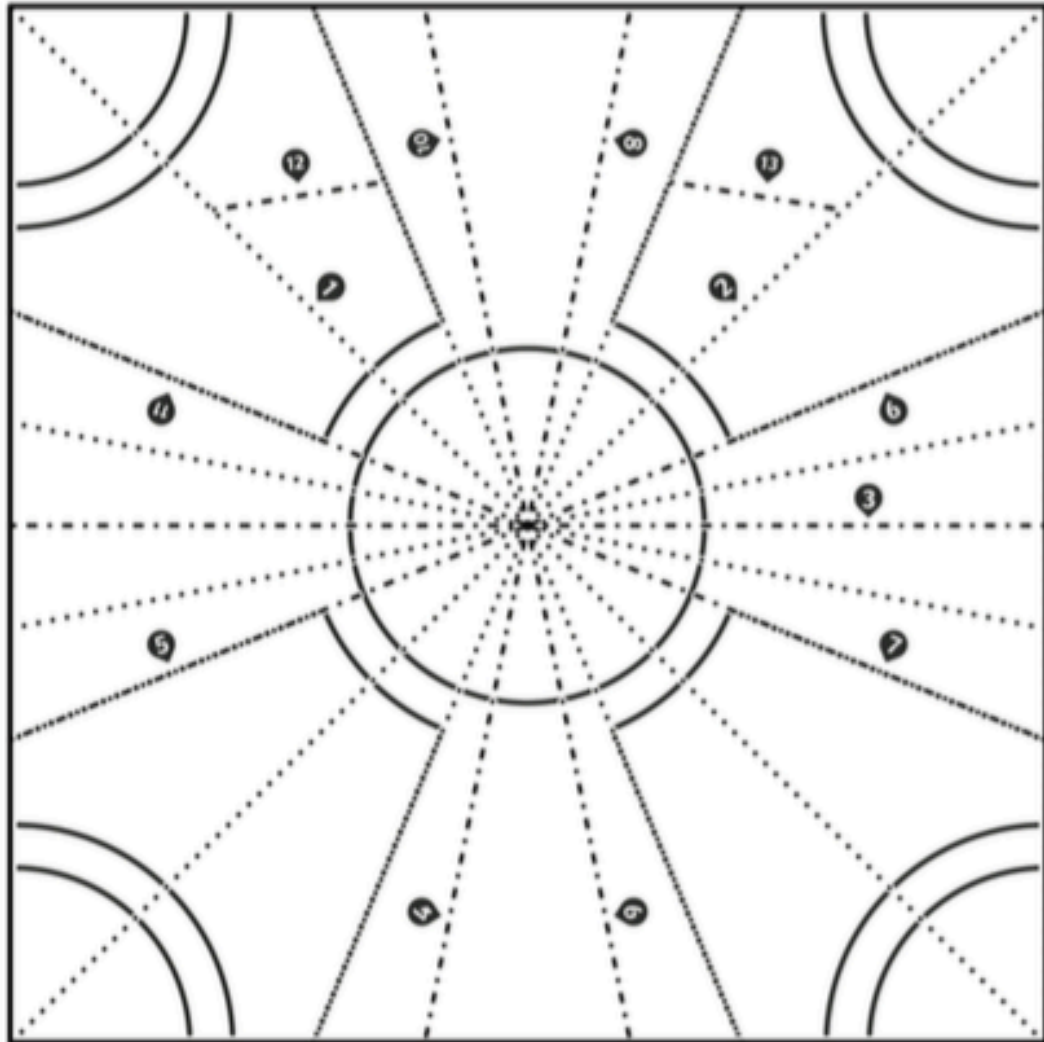
Please share any activities in the comments on your class blog or by tweeting  
@StAlbertsG41

<p><b>Focus;</b> Creativity <b>Task;</b> Make a gift or card for a member of your family or friend.</p>	<p><b>Focus;</b> Self Management/cooperation <b>Task;</b> Find your favourite recipes. Work with an adult to do some baking.</p>	<p><b>Focus;</b> Reflection <b>Task;</b> Sort through old photographs you have at home. Organise photos of yourself into a timeline of your life.</p>	<p><b>Focus;</b> Self Management <b>Task;</b> Organise your room. Sort through your toys and clothes. Ask an adult for help if needed.</p>	<p><b>Focus;</b> Creativity/Organisation <b>Task;</b> Create an art gallery at home... it could be added to each day.</p>
<p><b>Focus;</b> Communication/social <b>Task;</b> Play a game at home with an adult or sibling. Make up the rules and share them clearly with others.</p>	<p><b>Focus;</b> Inquirer/creativity <b>Task;</b> Create and do a treasure hunt in your home and if you can, your garden. Make clues and hide treasure for your family to find.</p>	<p><b>Focus;</b> Organisation/mindfulness/creativity <b>Task;</b> Work with an adult and explore ways to take care of plants in your home or garden.</p>	<p><b>Focus;</b> Communication/Reflection <b>Task;</b> Have a family 'film day' together watching favourite movies. Write a film review or draw a movie poster for your favourite one.</p>	<p><b>Focus;</b> Creativity/Risk Taker <b>Task;</b> Wear any dress up clothes you have and put on a show for your parents/family. Have a go at writing a play script and act it out.</p>
<p><b>Focus;</b> Creativity/communication <b>Task;</b> Use your fingers to make puppets, make a theatre out of a box and get creative.</p>	<p><b>Focus;</b> Reflection/communication <b>Task;</b> Start a family book club. Discuss what your favourite characters are and which part you liked best.</p>	<p><b>Focus;</b> Social/organisation/communication <b>Task;</b> Picnic time. Have a family picnic indoors, on the balcony or in the garden.</p>	<p><b>Focus;</b> Creativity <b>Task;</b> Make a potato stamper, create art. Use yogurt and food colouring if you have no paint. Always ask an adult for help when using a knife.</p>	<p><b>Focus;</b> Inquirer/Risk taker <b>Task;</b> Adventure time! Go camping in the garden or living room.</p>
<p><b>Focus;</b> Creativity/thinker/research <b>Task;</b> Make your own mini-golf course in the living room. Research your ideas first and go through the design cycle of research, plan, create, reflect, do.</p>	<p><b>Focus;</b> Thinking/creativity/cooperation <b>Task;</b> Design a game here's some ideas... a paper boat race in the bath or homemade skittles using tennis balls and empty toilet rolls.</p>	<p><b>Focus;</b> Creativity/commitment/research <b>Task;</b> Have a go at origami- paper activity attached. All you need is paper and follow instructions.</p>	<p><b>Focus;</b> Social/Communication <b>Task;</b> Play board games and card games... think about sportsmanship and how to be a good team player.</p>	<p><b>Focus;</b> Empathy/Kindness <b>Task;</b> Challenge your family to complete random acts of kindness for each other. Help your mum with dinner or folding the washing.</p>

# Origami Activity

## Origami Star

圣诞星星折纸



Literacy

# Letter Formation

Can you trace the letters?

a a a a a a a a a a

b b b b b b b b b b

c c c c c c c c c c

d d d d d d d d d d

e e e e e e e e e e

f f f f f f f f f f

g g g g g g g g g g

h h h h h h h h h h

i i i i i i i i i i

j j j j j j j j j j

k k k k k k k k k k

l l l l l l l l l l

m m m m m m m m m m

n n n n n n n n n n

o o o o o o o o o o

p p p p p p p p p p

q q q q q q q q q q

r r r r r r r r r r

s s s s s s s s s s

t t t t t t t t t t

u u u u u u u u u u

v v v v v v v v v v

w w w w w w w w w w

x x x x x x x x x x

y y y y y y y y y y

z z z z z z z z z z

Complete the word search and find the common words.

v	f	s	f	w	b	q	s	m	l	v	a
t	f	g	i	e	c	k	q	w	r	u	n
h	o	o	f	n	y	o	u	d	a	s	d
e	v	w	r	t	h	y	k	k	t	q	c
z	s	a	i	d	e	m	d	p	e	q	a
a	w	h	f	y	r	v	v	j	q	j	m
r	w	a	s	b	i	n	t	b	m	e	l
g	u	o	f	g	s	o	v	l	j	v	l
f	d	q	e	v	m	n	a	e	c	k	r
i	t	m	z	h	t	h	e	y	f	b	t
t	j	n	z	d	b	f	j	t	o	u	a
u	e	w	g	k	z	x	o	v	f	p	z

the  
and  
was  
on  
of  
it

said  
in  
to  
he  
they  
you

Read your high frequency words aloud to someone at home.

## 100 High Frequency Words Checklist

- |                                 |                                   |                                 |                                 |                                 |                                |
|---------------------------------|-----------------------------------|---------------------------------|---------------------------------|---------------------------------|--------------------------------|
| <input type="checkbox"/> a      | <input type="checkbox"/> children | <input type="checkbox"/> her    | <input type="checkbox"/> look   | <input type="checkbox"/> on     | <input type="checkbox"/> there |
| <input type="checkbox"/> about  | <input type="checkbox"/> come     | <input type="checkbox"/> here   | <input type="checkbox"/> looked | <input type="checkbox"/> one    | <input type="checkbox"/> they  |
| <input type="checkbox"/> all    | <input type="checkbox"/> could    | <input type="checkbox"/> him    | <input type="checkbox"/> made   | <input type="checkbox"/> out    | <input type="checkbox"/> this  |
| <input type="checkbox"/> an     | <input type="checkbox"/> dad      | <input type="checkbox"/> his    | <input type="checkbox"/> make   | <input type="checkbox"/> people | <input type="checkbox"/> time  |
| <input type="checkbox"/> and    | <input type="checkbox"/> day      | <input type="checkbox"/> house  | <input type="checkbox"/> me     | <input type="checkbox"/> put    | <input type="checkbox"/> to    |
| <input type="checkbox"/> are    | <input type="checkbox"/> do       | <input type="checkbox"/> I      | <input type="checkbox"/> Mr     | <input type="checkbox"/> saw    | <input type="checkbox"/> too   |
| <input type="checkbox"/> as     | <input type="checkbox"/> don't    | <input type="checkbox"/> I'm    | <input type="checkbox"/> Mrs    | <input type="checkbox"/> said   | <input type="checkbox"/> up    |
| <input type="checkbox"/> asked  | <input type="checkbox"/> down     | <input type="checkbox"/> if     | <input type="checkbox"/> mum    | <input type="checkbox"/> same   | <input type="checkbox"/> very  |
| <input type="checkbox"/> at     | <input type="checkbox"/> for      | <input type="checkbox"/> in     | <input type="checkbox"/> my     | <input type="checkbox"/> see    | <input type="checkbox"/> was   |
| <input type="checkbox"/> back   | <input type="checkbox"/> from     | <input type="checkbox"/> into   | <input type="checkbox"/> no     | <input type="checkbox"/> she    | <input type="checkbox"/> we    |
| <input type="checkbox"/> be     | <input type="checkbox"/> get      | <input type="checkbox"/> is     | <input type="checkbox"/> not    | <input type="checkbox"/> so     | <input type="checkbox"/> went  |
| <input type="checkbox"/> big    | <input type="checkbox"/> go       | <input type="checkbox"/> it     | <input type="checkbox"/> now    | <input type="checkbox"/> some   | <input type="checkbox"/> were  |
| <input type="checkbox"/> but    | <input type="checkbox"/> got      | <input type="checkbox"/> it's   | <input type="checkbox"/> of     | <input type="checkbox"/> that   | <input type="checkbox"/> what  |
| <input type="checkbox"/> by     | <input type="checkbox"/> had      | <input type="checkbox"/> just   | <input type="checkbox"/> off    | <input type="checkbox"/> the    | <input type="checkbox"/> when  |
| <input type="checkbox"/> called | <input type="checkbox"/> have     | <input type="checkbox"/> like   | <input type="checkbox"/> oh     | <input type="checkbox"/> their  | <input type="checkbox"/> will  |
| <input type="checkbox"/> came   | <input type="checkbox"/> he       | <input type="checkbox"/> little | <input type="checkbox"/> old    | <input type="checkbox"/> them   | <input type="checkbox"/> with  |
| <input type="checkbox"/> can    | <input type="checkbox"/> help     |                                 |                                 | <input type="checkbox"/> then   | <input type="checkbox"/> you   |



Read the following passage with an adult and answer the questions...

### A St Albert's Monster Surprise



Beneath the leafy rooftop of the woods in the sensory garden was a very hungry rabbit named Mr Corrigan who was searching by the tree stumps.



"My classroom plants have been stolen- Rabbit panicked, feeling sure that there was not enough to go round each of his table groups. He saw a clump of fur between some sticks upon the ground. It gave him an idea of where the culprit might be found.

So, Mr Corrigan marched to Squirrel Mcfadden's house to find his precious plants, and to tell his friend that taking it was really rather rude.



"Excuse me" shouted Mr Corrigan, now with a squirrel in his sight, "I was really looking forward letting my most well behaved table choose their plant as a reward". I know you took the plants so please return them now".

But, it wasn't only Mr Corrigan that was missing something that day. "My acorns have been stolen shouted squirrel Mcfadden with a cry, "and the villain left a bite mark in my tree as they went by".



The friends knew just one creature who would nibble on a tree, and it gave them an idea of where the culprit now might be. So they marched to Beaver Keddilty's house to find their precious food, and to tell their friend that taking it was really rather rude.



"Excuse me" shouted Squirrel Mcfadden, now with Beaver Keddilty up ahead, "I was really looking forward to my toast with acorn spread". "I know you took my acorns, would you kindly give them back?: But it wasn't only Squirrel Mcfadden who was cross about her snack. "My branches



have been stolen!" snuffled Beaver Keddilty, full of grief. "And I'm sure I saw a pointy tusk belonging to the thief". The friends knew just one creature with a tusk of any sort, and it gave them an idea of where the culprit might be caught. So, on they marched to Boar Bull's house, off to find their precious food, and to tell their friend that taking it was really rather rude. "Excuse me", shouted Beaver Keddilty, now that Boar Bull was in her view, "I was really looking forward to my branch and bramble stew. I know you took my branches and I'd like them back, unchewed!". But it wasn't only Beaver Keddilty who was longing for his food. "My berries have been stolen!" snorted Boar Bull, wide-eyed with shock. "And the robber left some footprints leading right across that rock. I don't know any creature who has footprints of that kind, so I think that we should follow them and see what we can find". The friends climbed up the rock then clambered down the other side. As they trekked to find their food with just the footprints as their guide.

Along a narrow path that formed a line between the trees, the clump of thorny bushes that left scratches on their knees. Across some jagged rocks displaying shadows on the floor, until they came across a cave that had a boulder for a door. The boulder started moving and the creatures stood in fright, as a silhouette inside began to shuffle into sight.

"A monster!" Rabbit Corrigan shouted as the friends all turned to flee. In the panic, Rabbit Corrigan tripped, colliding head first with a tree. The monster's hand loomed down and as it picked him up, he froze. What a scary beast it was with hairy ears and crusty toes! "Don't eat me, please!" begged Rabbit Corrigan, looking straight into its eyes. "I won't eat you!" laughed Monster Steven, as it chuckled with surprise.

"Oh, thank you!" answered Rabbit, as he brushed the dirt away. "Don't be frightened said Monster Steven, I'm just checking you're ok!".

Monster Steven mumbled shyly as it bent down on one knee, "I wondered if you all would like to join me for some tea". The monster clicked its fingers and the glow-worms shined

their lights. On the most amazing party full of wonderful delights. "Our favourite foods!" said Rabbit Corrigan, now the monster's plan was clear, and the creatures all said sorry for reacting with such fear. "Please join me said Monster Steven as he headed for the seats. "You can help yourself to cups of tea and lots of yummy treats".

When Rabbit Mcfadden's little tummy brimmed with marigord delight and when all the toast had gond with no more acorn spread in sight. When Boar Bull was full of berries, and the stew was at an end, they hugged and thanked Monster Steven, who was now their new best friend.




## Questions


1. Where do the characters live? Tick one.
  - on a farm
  - in a zoo
  - in the woods
2. Who is the first animal we meet in the story? Tick one.
  - Beaver
  - Rabbit
  - Boar
3. What do all the animals notice is missing? Tick one.
  - their food
  - their homes
  - their friends
4. Who had been taking their things? Tick one.
  - a mouse
  - a man
  - a monster
5. How did everyone feel at the end of the story? Tick one.
  - sad
  - happy
  - angry

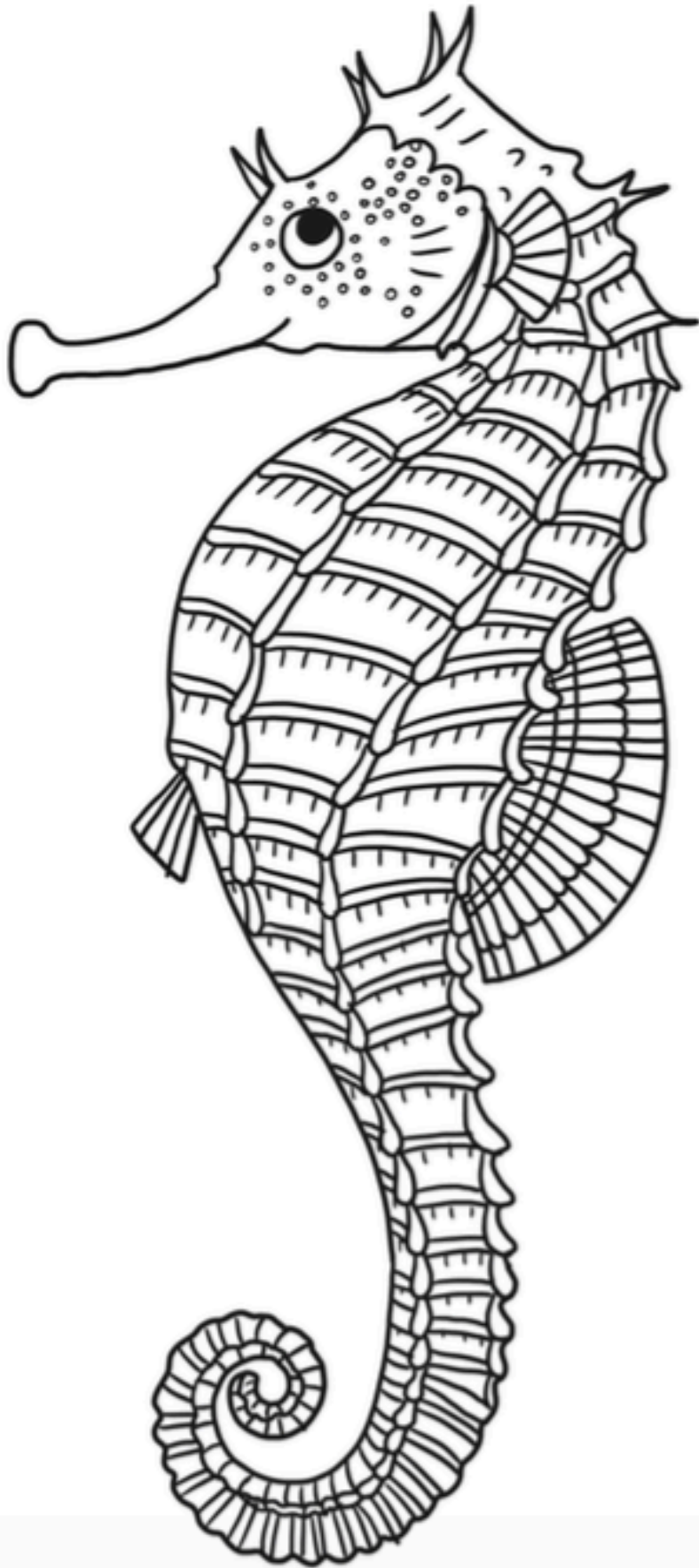
## Design a Superhero


Give them a name, a costume and some super powers!



Complete the mindful colouring activities...

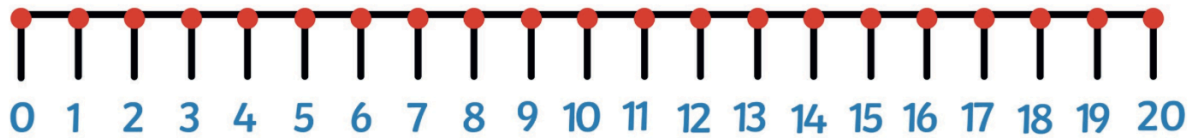






# Numeracy


Use the number line and square below to support if required.



1	2	3	4	5	6	7	8	9	10
11	12	13	14	15	16	17	18	19	20
21	22	23	24	25	26	27	28	29	30
31	32	33	34	35	36	37	38	39	40
41	42	43	44	45	46	47	48	49	50
51	52	53	54	55	56	57	58	59	60
61	62	63	64	65	66	67	68	69	70
71	72	73	74	75	76	77	78	79	80
81	82	83	84	85	86	87	88	89	90
91	92	93	94	95	96	97	98	99	100



# Colour by Multiplication



4	grey
6	light green
8	dark green
10	pink
12	orange
14	skin colour
16	bright pink
18	black

Fill in the missing numbers from these sections of hundred squares.

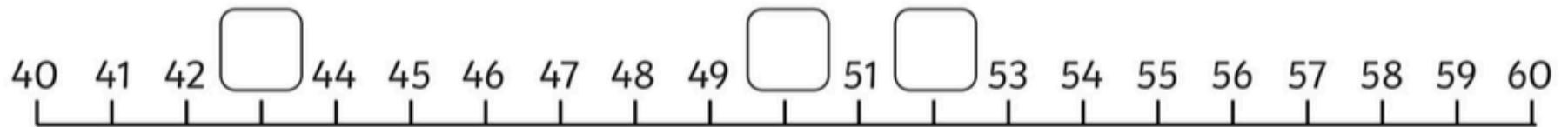
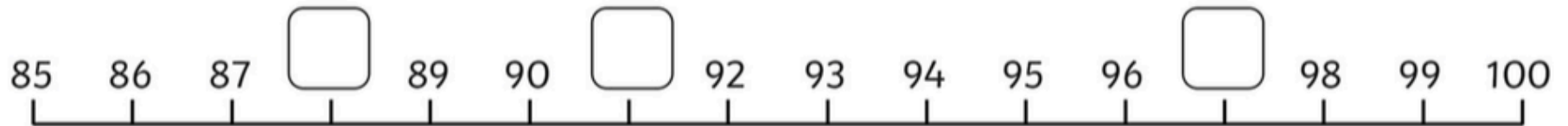
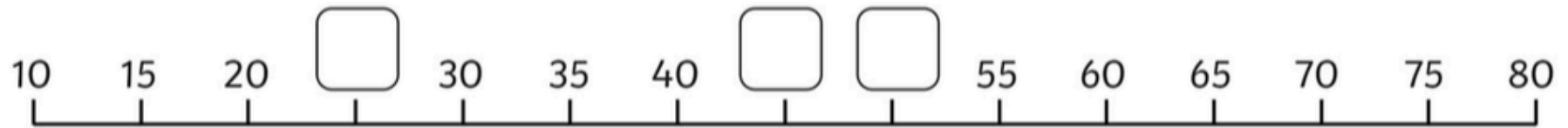
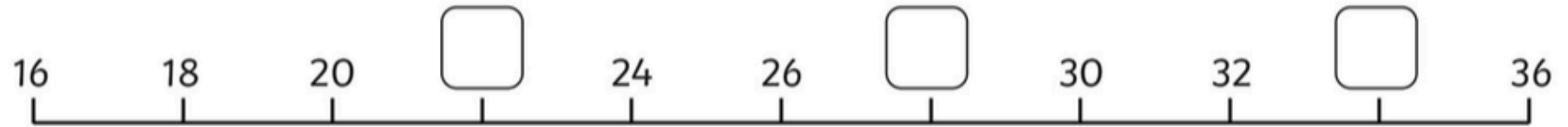
14	15		17
	25	26	

83		85	86
93			96

36	37	
		48
56	57	58

		10
18	19	20
28	29	

Fill in the missing numbers in these number lines.



# Emoji Code Breaking






									
5	2	7	3	4	9	6	8	0	1




























































$$\text{Smiling face with open mouth} \text{ Mouse} + \text{Smiling face with hearts} \text{ Frowning face} = 97$$

- $$\text{Smiling face with open mouth} \text{ Mouse} + \text{Smiling face with hearts} \text{ Frowning face} =$$
- $$\text{Woman with pink hair} \text{ Thinking face} - \text{Smiling face with closed mouth} \text{ Frowning face} =$$
- $$\text{Dog} \text{ Smiling face with hearts} - \text{Blue face with sweat drop} \text{ Frowning face} =$$
- $$\text{Smiling face with hearts} \text{ Smiling face with closed mouth} + \text{Thinking face} \text{ Woman with pink hair} =$$
- $$\text{Mouse} \text{ Smiling face with open mouth} + \text{Mouse} \text{ Thinking face} =$$
- $$\text{Blue face with sweat drop} \text{ Frowning face} - \text{Woman with pink hair} \text{ Dog} =$$
- $$\text{Smiling face with closed mouth} \text{ Woman with pink hair} + \text{Smiling face with open mouth} \text{ Dog} =$$
- $$\text{Frowning face} \text{ Thinking face} - \text{Smiling face with closed mouth} \text{ Blue face with sweat drop} =$$
- $$\text{Smiling face with hearts} \text{ Smiling face with open mouth} + \text{Mouse} \text{ Thinking face} =$$
- $$\text{Dog} \text{ Thinking face} - \text{Blue face with sweat drop} \text{ Frowning face} =$$

# Emoji Code Breaking

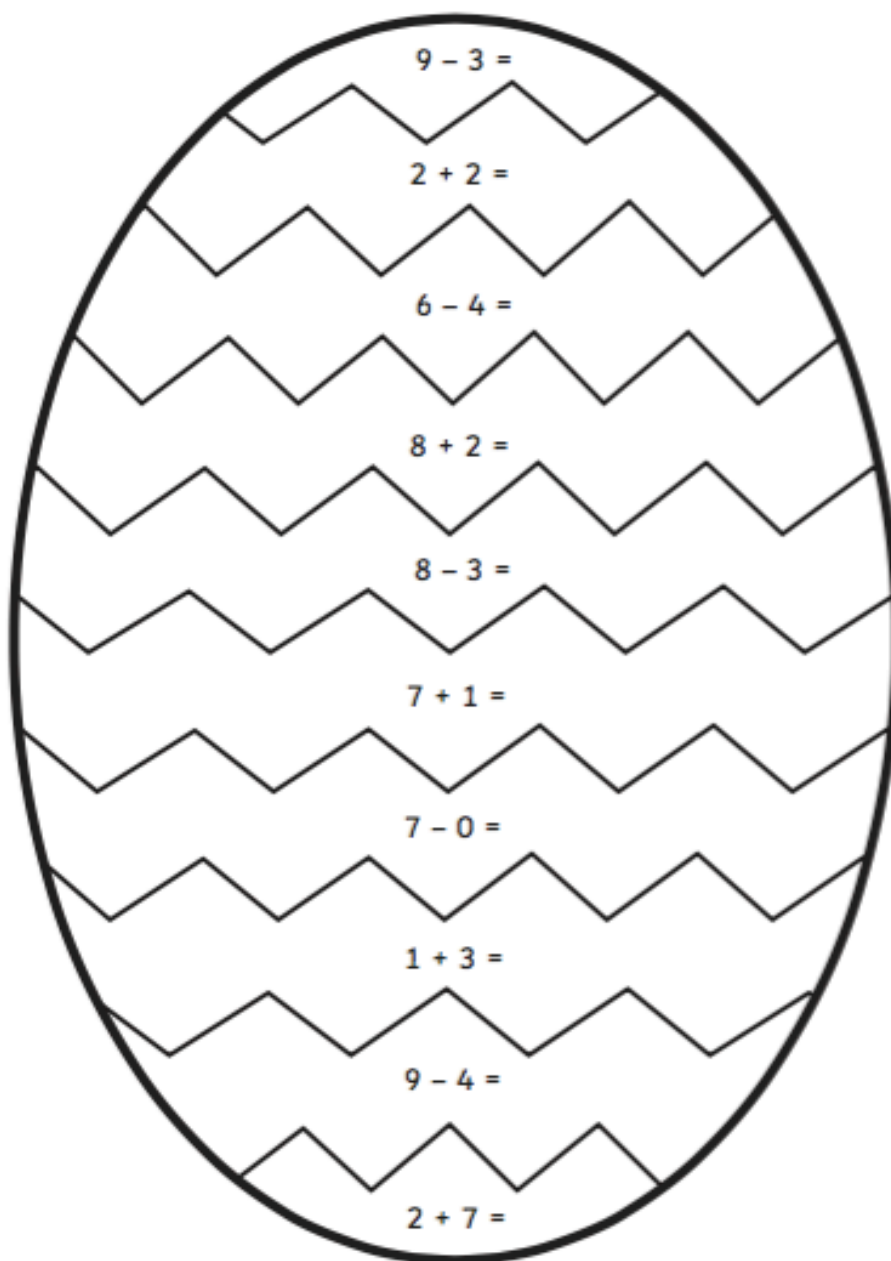
									
5	2	7	3	4	9	6	8	0	1

   +    = 935

-    +    =
-    -    =
-    -    =
-    +    =
-    +    =
-    -    =
-    +    =
-    -   =
-    +    =
-    -    =

# Easter Addition and Subtraction Colour by Numbers

Find the answer to each calculation and then colour the picture using the key.



# Number Shape Addition to 20

Use the number shapes to work out the answers to each addition question.

$$\begin{array}{|c|} \hline \text{6} \\ \hline \end{array} + \begin{array}{|c|} \hline \text{2} \\ \hline \end{array} = \square$$

$$\begin{array}{|c|} \hline \text{6} \\ \hline \end{array} + \begin{array}{|c|} \hline \text{3} \\ \hline \end{array} = \square$$

$$\begin{array}{|c|} \hline \text{7} \\ \hline \end{array} + \begin{array}{|c|} \hline \text{4} \\ \hline \end{array} = \square$$

$$\begin{array}{|c|} \hline \text{7} \\ \hline \end{array} + \begin{array}{|c|} \hline \text{7} \\ \hline \end{array} = \square$$

$$\begin{array}{|c|} \hline \text{8} \\ \hline \end{array} + \begin{array}{|c|} \hline \text{1} \\ \hline \end{array} = \square$$

$$\begin{array}{|c|} \hline \text{8} \\ \hline \end{array} + \begin{array}{|c|} \hline \text{2} \\ \hline \end{array} = \square$$