



P5 Home Learning - Literacy

<u>Spelling</u>	<u>Reading</u>	<u>Handwriting</u>	<u>Grammar</u>	<u>Writing</u>
<p style="text-align: center;">Silent letters</p> <p style="text-align: center;">https://www.youtube.com/watch?v=ss9r236LRcw</p> <p>Task 1: Using a book of your choice to try and find words with silent letters. Is there one 'silent letter' that is more common than the others.</p> <p>Task 2: Write 5 sentences using some of your words. Try and use more than one in each sentence. Each sentence must include a connective e.g. but, and, although, so, however, therefore</p>	<p style="text-align: center;">Who is Roald Dahl?</p>  <p>Task 1: Find out about Roald Dahl by visiting his official website. https://www.roalddahl.com/roald-dahl/about</p> <p>Task 2: Research as many facts as you can about Roald Dahl and present these in one of the following ways: PowerPoint Fact file Poster</p> <p>Task 3: Design a new cover for one of his books. Include an eye-catching illustration, title, author and blurb.</p> <p>Use google images to give you ideas.</p>	<p>Size and height of letters</p> <p>Task 1: Roald Dahl created many wonderful characters. Find the names of 10 characters. Carefully write these character names making sure each name starts with a capital letter and all letters are the correct height.</p> <p>Task 2: Copy out and illustrate one of Roald Dahl's or one of his character's inspirational quotes.</p> <p>e.g : A little nonsense now and then is relished by the wisest men. (Willy Wonka)</p> <p>If you have good thoughts they will shine out of your face like sunbeams and you will always look lovely. (Roald Dahl)</p> <p>Illustrate your quote.</p>	<p>Adjectives</p> <p>Watch this video clip to remind yourself what adjectives are: https://www.youtube.com/watch?v=94cdAyyPi3Q</p> <p>Task 1: Remember:</p> <ul style="list-style-type: none"> • An adjective is a describing word. • Adjectives give us more information about nouns. • Adjectives make sentences more interesting. <p>Look out of your window. Write down 10 things you can see. Now choose an adjective(s) to give more information about the noun. e.g. emerald green grass or golden rays of sunshine.</p>	<p>Read all about it!</p>  <p>Task 1: Watch an episode of this week's Newsround, you will find it on the CBBC website. Which story caught your attention? Can you write a newspaper report about it? Remember:</p> <ul style="list-style-type: none"> • Eye catching headline • Stick to the facts • Use a report layout • Include a quote from someone in the story • Put in 1 or 2 pictures <p>Task 2: Make up 5 interview questions for someone featured in one of the news stories you watched.</p> <p>Include a brief description of what the news story was about as well as information about the person, including their name.</p>



P5 Home Learning - Numeracy

Money

Task 1:

Plan a party for you and your family. You have a budget of £30. Go online to your favourite supermarket and make a list of items for your shopping basket e.g. crisps, popcorn, juice, ice cream.

- Find the total of your basket.
- How much change from £30?

Task 2:

- Compare the cost from a different retailer. Is it any cheaper?

Challenge Task:

- Explain why is budgeting important?

Number Patterns

Task 1:

<https://www.youtube.com/watch?v=d51bsZwPKVw&pp=QAA%3D>

Find out how to work out the missing numbers in a sequence. Pause the video and work out the missing numbers. What is the rule?

Now try these:

Remember to write the rule

34, 42, 50, __, 66, __, __

129, 121, __, 105, __, __

299, 304, 309, __, __, __

432, 428, 424, __, __, __

989, 999, __, 1019, __, __, __

1754, 1764, __, __, 1794, __, __

—

3, 6, 12, 24, __, __, __, __

4, 12, 26, __, __, __, __

Measure

Task 1:

Look at the Odeon Cinema's website.

Look at this week's film showings. Write down the name of each film and it's duration in minutes.

Now convert the minutes into hours and minutes.

e.g. 150 minutes = 2 hours and 30 minutes.

Task 2:

Choose one film with more than one showing. Calculate what time you would leave the cinema after each showing.

Challenge Task:

Convert the 24 hour start times into 12 hour times.

Remember to use am and pm.

Shape

Task 1:

Learn about 3D shapes

<https://www.youtube.com/watch?v=his3cU-kslc>

Identify and describe 3D objects within your home and garden and explain why their properties match their function.

Task 2:

Design an alternative packaging for one of your identified objects, ensuring it is able to meet it's required function.

Multiplication

Task 1:

Practise your most challenging times table by writing it down 3 times, saying it out loud 3 times, covering the answer and testing yourself.

Now set a timer for 1 minute and ask a family member to quiz you on your table non-stop until the time is up.


How many questions did you answer correctly?

Set the timer again and try to beat your total.

Task 2:

<https://www.topmarks.co.uk/math-s-games/hit-the-button>

Google the Topmarks website online and try a game of Hit the Button with your most challenging table then with a mixture of all tables up to the 12 x table.



Task 2

Create your own number sequences.
Write down the rule.

Task 3

Create your own missing number sequences. Give it to someone else to solve. Were they correct?



Music

Charlie and the Chocolate Factory

Task 1:

https://www.youtube.com/watch?v=wEAQkYE5dTk&list=PLPZa9eVNFzn_R5u_HF6hRHnkcybou9CBn

Click on the link to listen to the soundtrack to Charlie and the Chocolate factory. Which song is your favourite and why?

Task 2:

Choose two of the songs that make you feel different emotions. Explain the reasons for your choice.

Extra Challenge

Listen to your favourite song again. Name some of

French

Your Family

Task 1:

<https://www.youtube.com/watch?v=L5-3kpXaEi4>

Watch the video to help you say the names of family members in French.

Draw your own family and label each person with their French title.

Task 2:

Watch the video again to practice phrases that include family members.

Science

All about Chocolate

Task 1:

https://www.youtube.com/watch?v=WV_FT9ACA4U

Find out as much as you can about chocolate by using the link above.

You might need to watch the video a few times as there is a lot of information.

Describe the different processes chocolate goes through before it becomes a bar we can eat.

What do the percentages mean on the chocolate bar labels?

Task 2:

When we use chocolate in a recipe it can change state.

Solid to liquid by melting.
Powder to liquid by dissolving.

Art:

Build your own snowman and send us your picture.

How creative can you make your snowman? Or snowdog? Or how about an igloo?

You can send your pictures to stbridesrcps.enquiries@fife.gov.uk

HWB

Fitness


Task 1:- (DAILY!)

Choose a Joe Wicks workout to do with your family.

These workout can be found on YouTube by search for Joe Wicks workouts.

Task 2:

Help to plan a healthy snack or meal with your family. Draw or photograph your delicious efforts.



<p>the instruments you can hear.</p>		<p>Find a recipe that includes chocolate changing state process.</p> <p>Write down the recipe or even better have a go at making it and enjoy a tasty treat.</p>		
--------------------------------------	--	------------------------------------------------------------------------------------------------------------------------------------------------------------------	--	--