


PEPS TEAMS Tasks

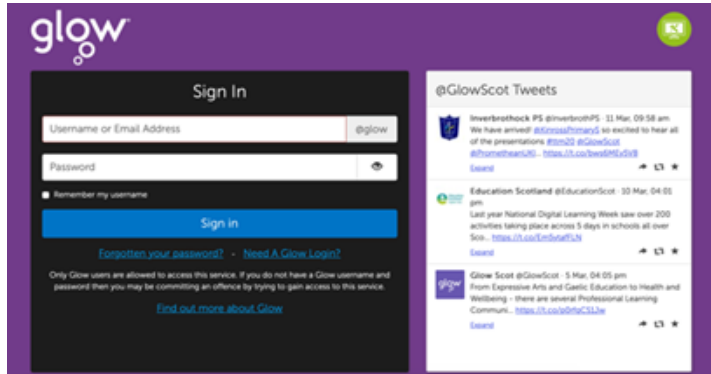


This guide belongs to _____

User Name


1. Logging into GLOW

On google, search for Glow Login

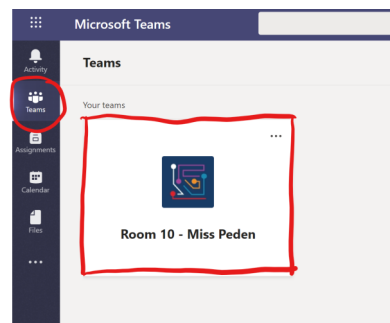


Once on this page, log in using the username/password you have.

2. Find Teams on your Launch Pad and open it



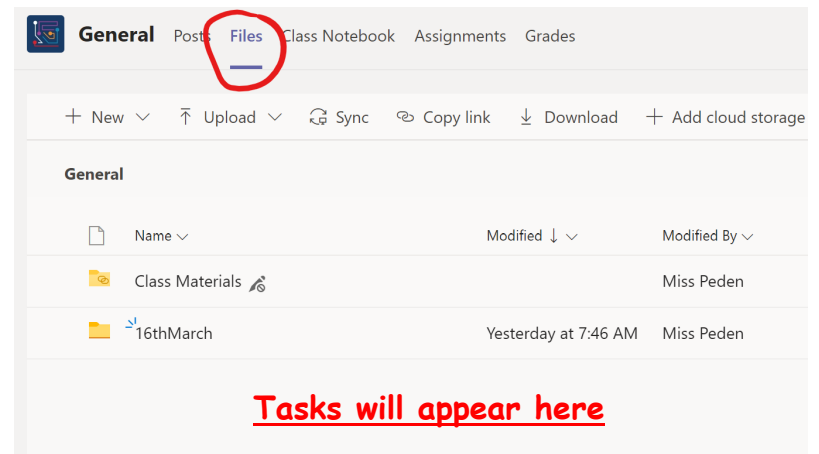
3. Click on your Class Team



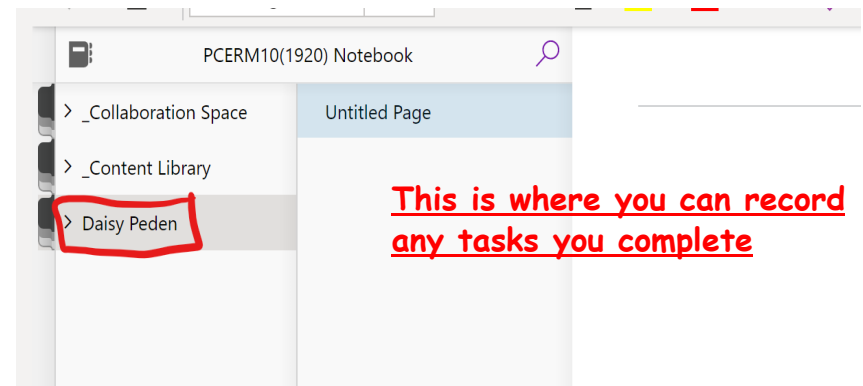
If you chose to download the Teams App to your desktop it will ask for school email address. The address is your user name followed by @glow.sch.uk

gw20daisypeden@glow.sch.uk

4. Open Files



5. Using Class Notebook



This is where you can record any tasks you complete