


# PEPS TEAMS MISSIONS



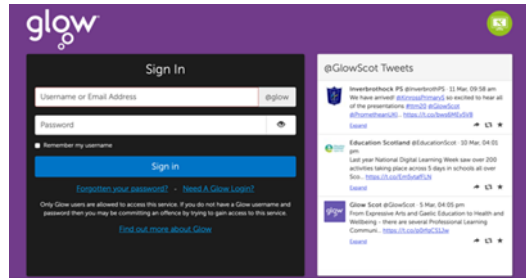
This guide belongs to \_\_\_\_\_

User Name

\_\_\_\_\_

### 1. Logging into GLOW

On google search for Glow Login




Once on this page, log in using the username/password you have.

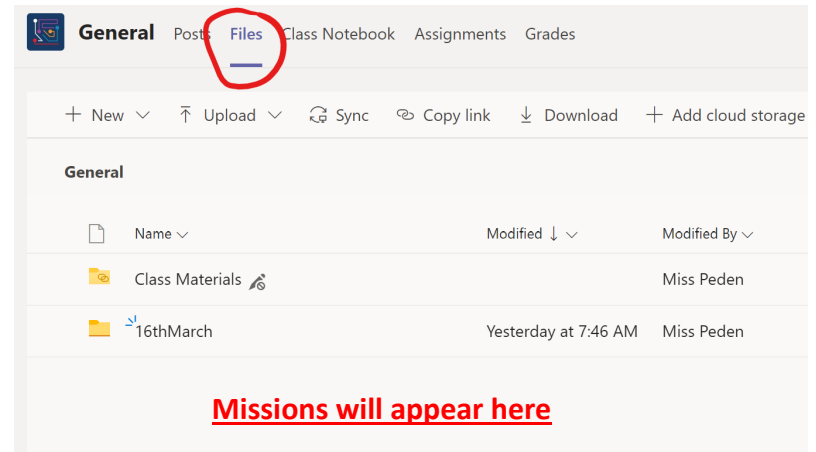
If you chose to download the Teams App to your desktop it will ask for school email address. The address is your user name followed by @glow.sch.uk

**gw20daisypeden@glow.sch.uk**

### 2. Find Teams on your Launch Pad and open it



### 3. Open Files



### 3. Click on your Class Team

