
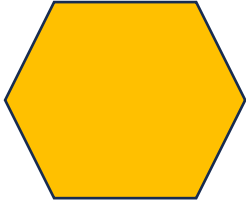
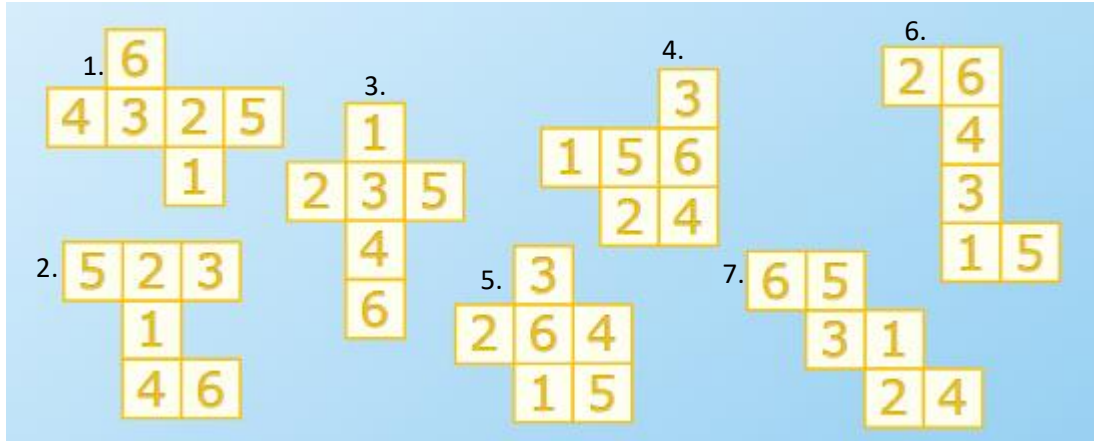


## Phase 6 Shape, Position and Movement Assessment

Phase 6 Progression Overview	Assessment Note	Marks
I can create nets of 3D objects using 3D objects to create a template	Observed in classwork	n/a
I can discuss similarities and difference between regular and irregular polygons	Question 1	7
I can create skeletons of a prism and pyramid from a set of measurements	Observed in classwork	n/a
I can draw 2D shapes and representations of 3D objects using square and isometric paper	Observed in classwork	n/a
I can match prisms and pyramids with their nets	Observed in classwork	n/a
I can interpret 2D drawing of 3D models using cubes (ability to build the unseen sections)	Observed in classwork	n/a
I can identify corresponding faces on a 3D model from a net without folding the net (e.g. where would the red face be on a cube)	Question 2	5
I can link features such as rigidity and flexibility to structures (e.g. benefits of 2D shapes and 3D objects in construction)	Observed in classwork	n/a
I can use technology to create 2D shapes and 3D objects and understand that not all parts may be seen Use and understand the terms circumference, radius and diameter to describe a circle	Observed in classwork	n/a
<b>TOTAL MARKS</b>		<b>/36</b>

	Question	Mark
1	<p data-bbox="204 141 1262 181"><b>I can discuss similarities and difference between regular and irregular polygons</b></p> <p data-bbox="204 221 488 255">Look at these shapes:</p> <div data-bbox="416 282 995 528"><p data-bbox="480 495 592 528">Shape A</p><p data-bbox="826 495 938 528">Shape B</p></div> <p data-bbox="204 568 900 607">a.) What does each shape have in common? (1 mark)</p> <p data-bbox="204 842 767 880">b.) How are the shapes different? (1 mark)</p> <p data-bbox="204 1115 1246 1153">c.) Explain why Shape A is called regular and Shape B is called irregular. (1 mark)</p> <p data-bbox="204 1388 1334 1462">d.) Can you draw your own example of a regular pentagon and an irregular pentagon? Label their sides and angles. (4 marks- correct drawings (2), description (2))</p>	

2 I can identify corresponding faces on a 3D model from a net without folding the net (e.g. where would the red face be on a cube)



Look at these nets. 4 of the nets will fold to make a cube. 1 of these will make the correct formation of a die.

a.) Write the number of the nets that fold to make a cube (4 marks)

b.) Which of the nets would make the correct formation of a die? (Remember the opposite faces on a die add up to 7)