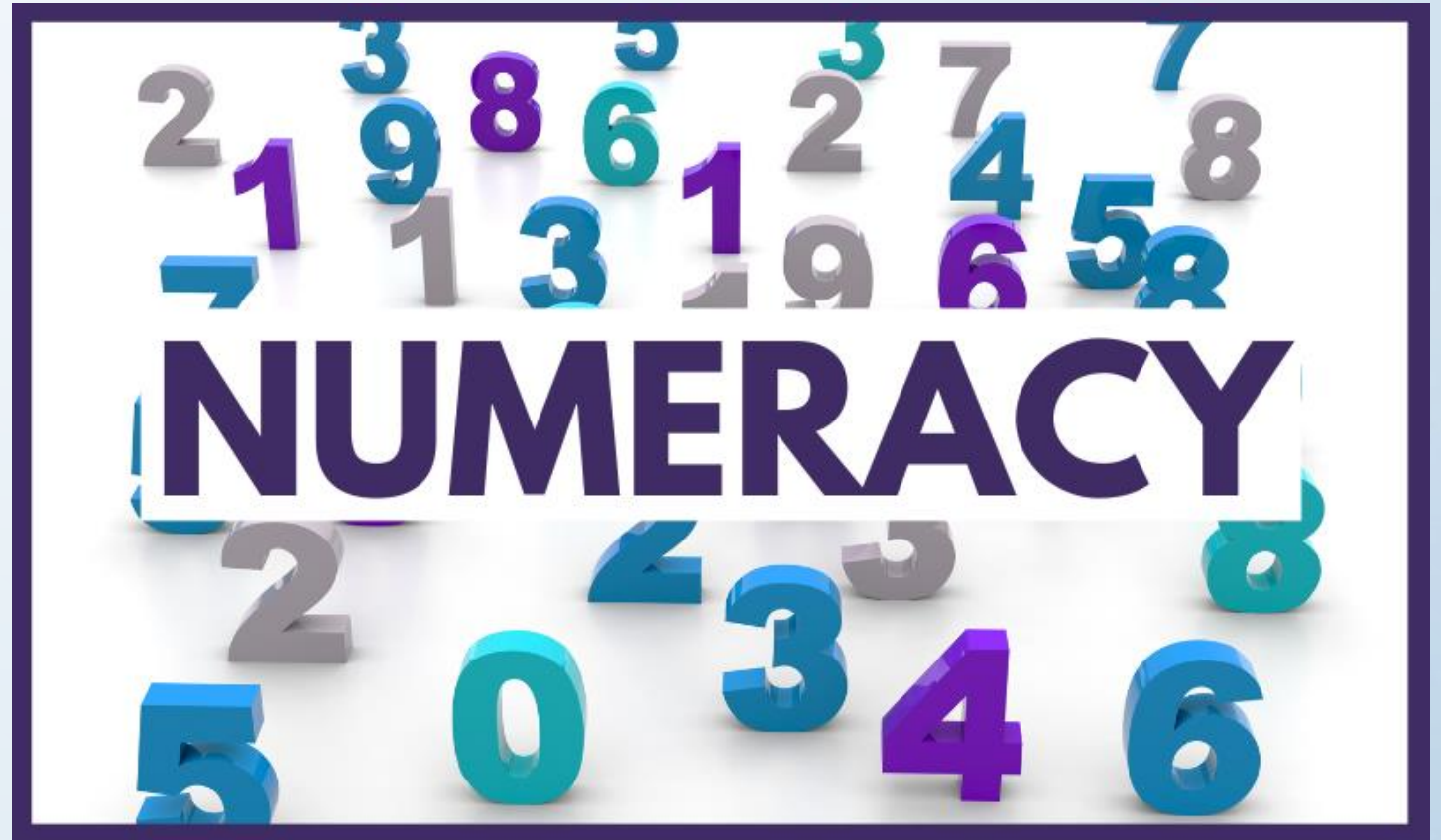


# Becoming a Numeracy Pal.

Peer Assisted Learning



# What is a Numeracy PAL?

- A Numeracy PAL is a P6 Learner who will support a younger learner P3 to help them to improve their Numeracy skills.
- They will meet their buddies each day for 10 minutes to practice Number bonds.

# PAL Skills and Qualities

- Focusing
- Integrity
- Adapting
- Initiative
- Empathy
- Communicating
- Leading
- Collaborating
- Curiosity
- Creativity

# 1. Focusing

The ability to remain calm and respectful, is an essential skill for PALs. This is because as a PAL you have advanced knowledge of number skills and need to help someone with less knowledge.

By staying calm, and focused you are not only being a good role model for your buddy but are helping to ensure the session runs smoothly.



## 2. Integrity

Integrity means being able to show kindness and to understand how your actions/words impact other people. Having a positive attitude and showing support/kindness can make the difference between a motivated buddy and an unmotivated buddy. As a Numeracy PAL, you should always give your buddy praise. You should do this in a way that they will understand. Highlight what they are doing well and encourage them to challenge themselves!

Numeracy PALs are not allowed to share information about their buddy. This means not talking about their buddy with other PALs or anyone else.



### 3. Adapting

Being adaptable is an important quality for a PAL. Sometimes you may not be able to see your buddy at the same time/place you expect to see them. You also need to be good at listening to them and taking turns. It is also important you manage your time effectively. You will only have a short time with them each day so you need to make sure you use it carefully so it is productive.

### 4. Initiative

Showing initiative is when you identify a problem and create solutions. Numeracy PALs will help their buddy problem-solve and learn number bonds. You will get to know your buddy well and find out what works for them so you can give them the best support.



## 5. Empathy

Empathy means being able to understand and share the feelings of another person. It's like putting yourself in someone else's shoes. Some people naturally enjoy learning while others could enjoy learning more if they had the right person to help them. That is why it is so crucial for Numeracy PALs to show compassion towards their buddy who requires support with learning. Empathy can motivate Numeracy PALs to remain dedicated to their buddy while also empowering their buddy themselves to continue learning.




## 6. Communicating

Numeracy PALs should have excellent verbal communication skills to help their buddy learn. Numeracy PALs will also need to communicate progress and any issues to the relevant adults in the school.

## 7. Leading

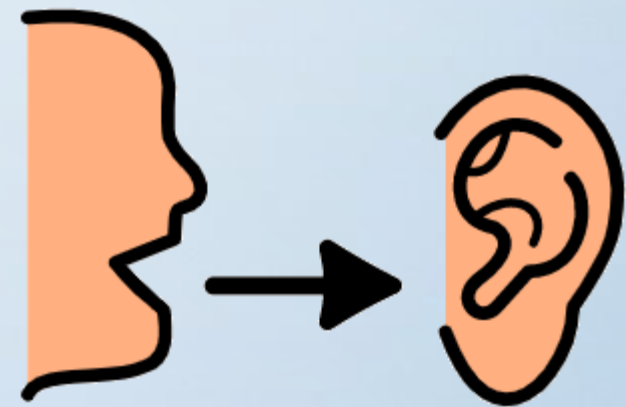
Leadership is another skill that Numeracy PALs can use to their advantage. This is because they have a responsibility towards one buddy. Excellent leadership skills allows Numeracy PALs to guide their buddy and keep them on task.





## 8. Collaborating

It is important you work as part of a team with your buddy in order to ensure they make the best progress. To do this you need to make sure you listen to them and respond to any questions they may have appropriately. You should be encouraging and give them feedback. This will not only help your buddy feel heard and valued, but it also helps Numeracy PALs determine the best way to help them.



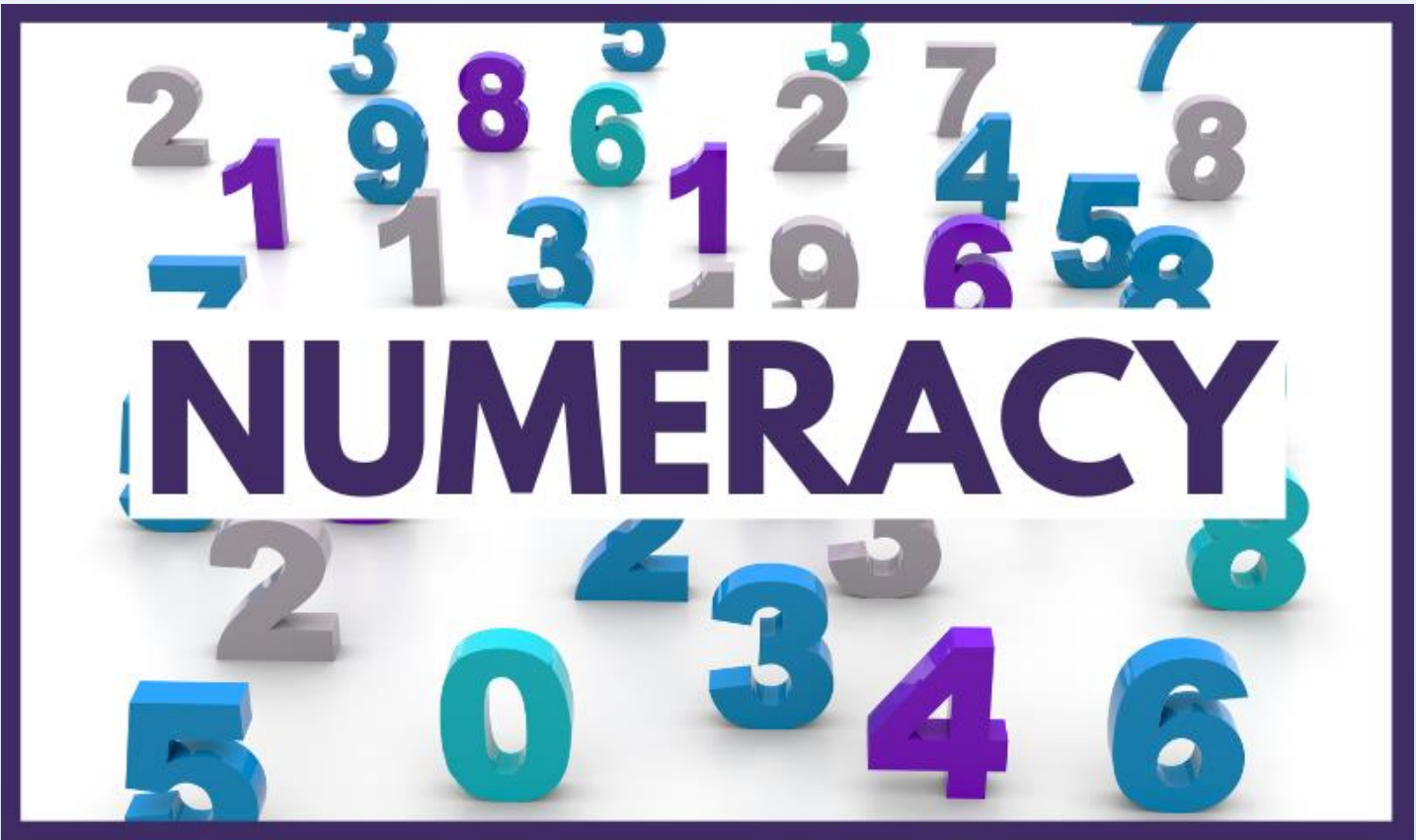
## 9. Curiosity

You should be enthusiastic and show interest in the tasks you are doing with your buddy. Modelling this kind of behaviour will help your buddy to keep motivated and to stay on task.

## 10. Creativity

Once you get to know your buddy you can ask them questions about their learning and challenge them. You may even come up with some new ways to support them!

- Being a Numeracy PAL is an extremely rewarding leadership role. You will develop new skills.
- You will see the progress your buddy is making and know that you have contributed to improving their numeracy skills.



Suggested  
Activities



### Card games

#### Suggested activities for Card games–

Always take out all Kings, Queens, Jacks and Jokers from the pack. The Ace card counts as 1.

- **Number bonds to 10-** Ask your buddy to turn over a card from the pack, then ask them what number they would need to add to that number to make 10.
- **Number bonds to 20-** Ask your buddy to turn over a card from the pack, then ask them what number they would need to add to that number to make 20.
- **Doubles-** Ask your buddy to turn over a card. Ask them to double the number on the card.
- **Go FISH –** Take five cards each. Put the others in a pile (to make the pond). If you have any double cards take them out (your buddy must tell you what the double is e.g double 8 is 16). Each player then takes it in turns to ask if the other player has a number they need to make a double. If you have a card with 4 you would say ‘do you have a 4?’ If the other person doesn’t have the card they will say ‘Go fish’ and the player asking must pick up a card from the pond. As soon as you have a double you put it down and say what it is. The winner is the person who gets rid of all their cards first.



### Dice Games



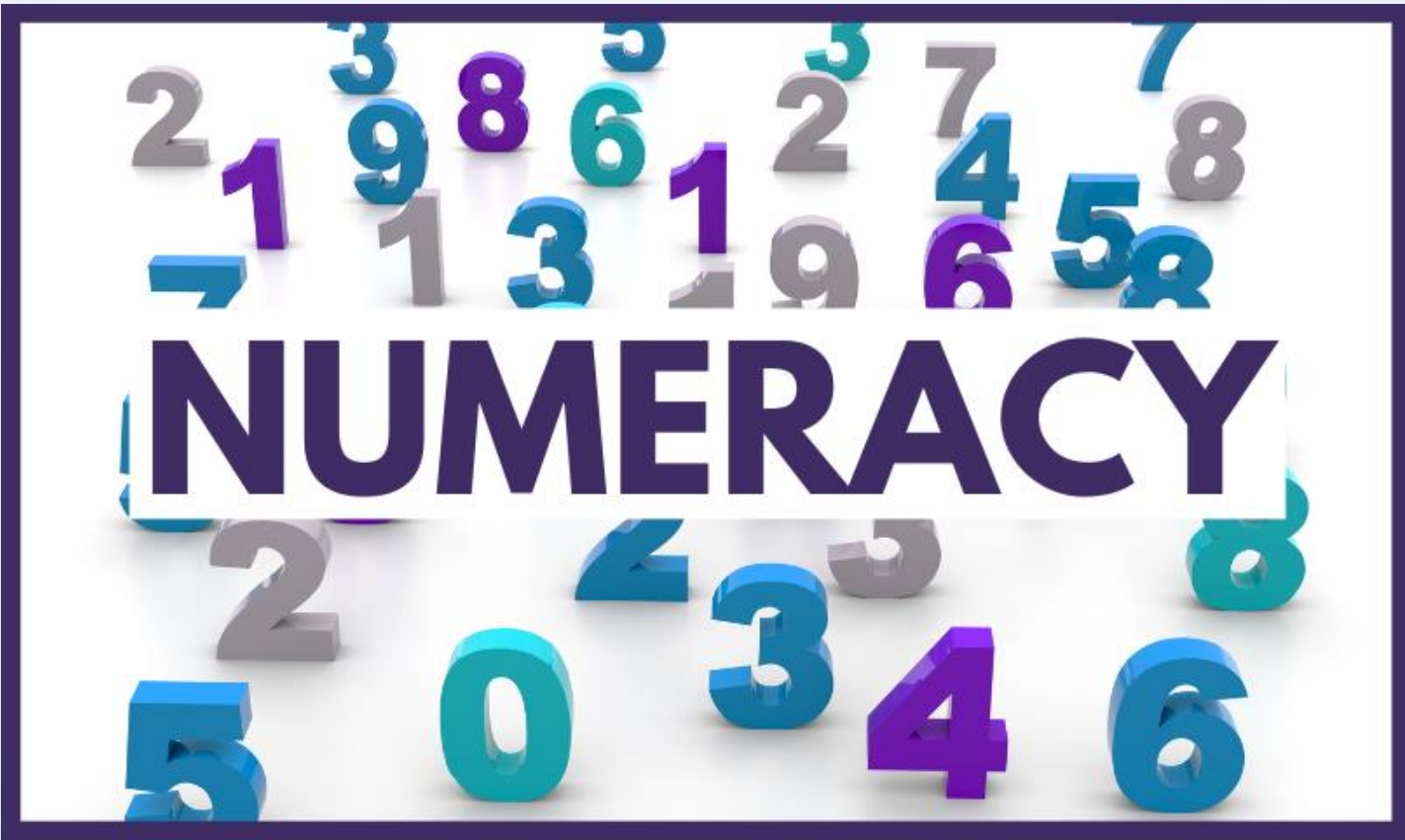
### Whiteboards and Pens

#### Suggested activities for dice games –

- Roll dice and add it to number on grid. How many times do you get the same number?
- Write down six numbers between 1 and 12. Your buddy then rolls the dice and adds the numbers together. Each time they get one of the six numbers put a tick beside them.

#### Suggested activities for whiteboards and pens –

- Write down different calculations for your buddy to solve.
- Get your buddy to draw the number in different ways.  
e.g 8 could be 8 dots or 2 groups of 4.



Strategies  
to support



## Strategies to support Numeracy PAL

### Counters

Your buddy can solve the calculations using counters to help them.




### Fingers

Your buddy can put the number 'in their head' then count on using their fingers.



### Counting objects-

Use the pictures on the card or dots on the dice and ask your buddy to count them. And ask them 'How many more do you need to make....?'



### Number line/Number square

Your buddy can use these to 'count on'. Always make sure they start at the right number and move the correct way.

