



Lawhead Primary School - Homework Challenges













Term 1 and 2: September - December 2024

Class: P7

Teacher: Mr Munro/Miss Garty

Ethos and Life of the School as a Community	Name Competition: Lawhead school is unique as we are an open plan school. Our school is divided into four open plan wings. We would like to name each of the wings. Can you think of name suggestions for the four wings? You should think of ideas that link to our setting, vision and values. All suggestions will be considered and then voting will take place in term 3.	Suggestions should be written on a piece of paper along with your name and class. They should be handed into your class teacher.
	Playground Games: Do you have a favourite game or did your parents or grandparents have a favourite game that they liked to play when they were at school? Learn the rules, practice at home and then share your game with others at break and lunch. Please ensure your game does not require special equipment to play.	Can you write down the rules and bring a copy in for the 'Playground Power' leadership group to collate? Remember to include your name and class.
Curriculum Areas and Subjects	Literacy - Phonics/Spelling: Our school website contains information on the phonics/spelling progression we follow at Lawhead. During term 1 and 2 we will be focusing on the following sounds/spelling patterns in class:	Follow this link to the phonics/spelling section of the school website - Spelling Class teachers will send home phonics/word lists to practice. These will be inserted into your child's reading diary/in their reading folder.

Spelling Activities

<p>Easy as ABC...</p> <p>Write all your words in alphabetical (ABC) order.</p> 	<p>Part of a whole...</p> <p>Write your words into different syllables using different colours!</p> <p>Running Festival Brown</p>	<p>On the other hand...</p> <p>Use the hand you don't usually write with to practise your spellings!</p> 	<p>In the spotlight...</p> <p>Write the consonants in one colour, vowels in the other. (Vowels: a, e, i, o, u)</p> 
<p>Like an Egyptian...</p> <p>Write your word in a p py pyr pyra pyram pyrami pyramid</p>	<p>Your money or...</p> <p>"Write" words using a newspaper or magazine to cut them <u>out</u> like a ransom note!</p> 	<p>Come rain or shine...</p> <p>Write each letter of the word in a different colour to create a rainbow!</p> 	<p>Let's be silly...</p> <p>Write a sentence which uses all of your words in it!</p> 
<p>Tell me a story...</p> <p>Draw a small picture showing your word, then write a sentence about it!</p> 	<p>Blowing bubbles...</p> <p>Write all your words in bubble writing!</p> 	<p>20 Questions...</p> <p>Use half your spellings to write a question...then use the other half to answer them!</p> 	<p>Rhyme Time...</p> <p>Write three words which rhyme with each spelling word.</p> 

Mental Maths:

Our school website contains information on the mental maths progression we follow at Lawhead.

Access the planner for P7 and practice the skills for term 1 and 2. Pupils who feel less confident may want to master the skills for earlier levels and those who want to challenge themselves can access the planners for the stage above.

Follow this link to the mental maths section of the school website - [Mental Maths](#)

A paper copy of the mental maths planner can be printed and provided on request by asking the class teacher.

Interdisciplinary Learning	<p>We are learning about the human body this term, including the sensory organs.</p> <p>Choose one of the sensory organs (ear, eye or nose) from the attachments in the Assignment (Sensory Organs Diagram).</p> <p>Using the diagram you have chosen, create your own labelled drawing or construct a model to show your understanding of the specific organ.</p> <p>Share a photograph in the assignment or bring it into class.</p> <p>These links below can give you more information and resources</p> <p>https://www.youtube.com/watch?v=LSOvevsM3aY (good description of how the senses work)</p> <p>Structure and Functions of the Sensory Organs - Senses (weebly.com)</p>	<p>If you choose to make a model, you can use any materials, eg junk modelling, clay, card etc</p> <p>Ask if you need materials from school or any of the attachments printed.</p>
	<p>In term 2 we will be learning about different forces in science. In the assignment there is a simple experiment for you to try at home.</p> <p>There is a task sheet AND a recording sheet for you to complete for this task.</p> <p>There are also some information cards on the different types of forces which you can choose to investigate further. Can you come up with your own investigation to explore one of these?</p> <p>Here are some videos to help you explore.</p> <p>What is buoyancy? - BBC Bitesize</p> <p>Forces - KS2 Science - BBC Bitesize</p>	<p>If you cannot find the required resources (salt and an egg), there will be access to these at homework club on the last week of term.</p> <p>This assignment/task will not launch until term 2</p>
Opportunities For Personal Achievement	<p>Celebrating Success - Weekly Assemblies:</p> <p>Every week at assembly we have a section called 'Celebrating Success'. Success and achievements in and out of school are recognised and celebrated. We take photos of learners and add them to our achievement wall. If you have had a success or achievement outside of school please let Mrs Simpson (P1-3) or Mrs Bain (P4-7) know so that it can be included in the assembly. Success comes in lots of shapes and sizes - learning to swim or ride your bike, a medal or trophy, learning an instrument, a badge at cubs or brownies.</p>	<p>Medals, trophies or certificates can be brought in on assembly day to share (Thursdays) or parents/carers can also email information or a photo to Mrs Bain or Mrs Simpson using lawheadps.enquiries@fife.gov.uk</p>
	<p>Sumdog Maths Contests Terms 1 and 2:</p> <p>Login to your Sumdog account to take part in the following upcoming Sumdog contests. You can earn certificates and prizes as an individual or for your class and school.</p> <ul style="list-style-type: none"> ➤ 20th - 26th September - Maths Week Scotland Contest ➤ 22nd - 28th November - Fife Contest ➤ 13th-19th December - UK Winter Wonderland Contest 	<p>Follow this link to login: https://www.sumdog.com/user/sign_in</p> <p>Class teachers can provide login information if required.</p>

Additional Suggestions to Support Learning at Home:

- Practice the BSL signs and French phrases shared on the weekly newsletter
- Complete weekly reading set by the class teacher
- Read your library books from the school library
- Login to your Sumdog account and play games to practice your mental maths, spelling and grammar
- Visit the learning at home section of our school website for additional ideas - [Learning At Home | Lawhead Primary School and Nursery \(glowscotland.org.uk\)](#)

Use the links included in the descriptions above to help with your topic work.

Pupils can also use this website to help with spelling, numeracy and typing skills [Doorway Online - a collection of free and highly accessible educational games that learners will find easy to use independently.](#)

Pupils can use [5-a-day - Corbettmaths Primary](#) to help consolidate or challenge their maths skills