






|                                  |                    |
|----------------------------------|--------------------|
| <b>Term 4: April – June 2024</b> |                    |
| Class: P1                        | Teacher: Mrs Allan |

The deadline for all homework challenges to be completed is **Thursday 27<sup>th</sup> June 2024**. You can complete the challenges in any order you want.

|   | <b>Description of Homework Task:</b><br>(including learning intention and success criteria)  | <b>Instructions:</b>  | <b>Any other information:</b>   |
|---|--|---|---|
| <b>1+2 Languages</b><br><br><b>BSL</b>                          | <p>Can you learn our BSL song for term 4? The pupils voted for ‘Three Little Birds’ by Bob Marley.</p> <p><b>EXTRA CHALLENGE:</b></p> <p>Can you learn to finger spell the alphabet and your name?</p> | <p>Follow this link to view the video - <a href="https://www.youtube.com/watch?v=3QmKj8Ykq0c">Three Little Birds - Bob Marley &amp; The Wailers - SignSing (youtube.com)</a></p> <p>Remember you can change the playback speed using the You Tube settings if it is going too fast for you.</p> <p>Learn the alphabet using these videos to help- <a href="https://www.youtube.com/watch?v=3QmKj8Ykq0c">How to sign the alphabet in British Sign Language (BSL) - Right handed - Signer point of view (youtube.com)</a> OR <a href="https://www.youtube.com/watch?v=3QmKj8Ykq0c">How to sign the alphabet in British Sign Language (BSL) - Left handed - Signer point of view (youtube.com)</a></p> | Mrs Bain and Mrs Simpson will check on your progress at assembly time.                |
| <b>Ethos and Life of the School</b><br><b>- House challenge</b> | <p>It is the Lawhead sports day on Friday 7<sup>th</sup> June (back-up date is 14<sup>th</sup> June).</p> <p>Design a poster or placard to cheer on your house at sports day.</p>                      | <p>Use an old cardboard box or sheet of card.</p> <ul style="list-style-type: none"> <li>• Include your house name</li> <li>• Include your house colours</li> <li>• Include your house motto</li> <li>• Ensure you can hold it up and it will be sturdy</li> </ul>  | Please do not bring into school until Thursday 6 <sup>th</sup> June or on sports day. |
| Literacy  | LI- I can spell familiar words correctly.  | This week, each child will bring home a homework jotter. In the jotter is a list of the diagraphs and tricky words taught each week and a list of suggested spelling activities. Use this to support your child to learn the key words at home. Choose an activity to try each week, support your child to  |   |

|                          |  |   |  |
|--------------------------|--|---|--|
|                          |  | <p>listen for the sounds in the word. The jotter can be brought in at the end of the homework block to share with the class.</p> <p>Extra: Write a sentence that includes one or more of the keywords.</p>  |  |
| <p><b>Technology</b></p> | <p>LI- I am learning to design and construct a model.</p> <p>S.C- I can design and create a plan for a model. I can consider what I will need to construct my model and how I will join any parts.</p> | <p>As part of our 'Transport' topic I would like you to design and make a mode of transport from junk modelling materials. Think about the shapes you see, will it have moving parts and what you want it to look like? Before you make your transport draw a plan on paper. You can label what you will use to make each part.</p>   | <p>Please bring your completed model to school so we can create a display.</p>  |
| <p><b>Numeracy</b></p>   | <p>LI: Identify and order coins.<br/>To calculate simple totals.</p> <p>SC: to recognise 1p, 2p, 5p and 10p<br/>Can add 2 (or more) amounts together to make a total within 10p</p>                    | <p>Sort a pile of coins into 1p, 2p, 5p, 10p. What similarities and differences can you see? Are they all the same shape, colour and size? You could use a muffin tray to organise different coins, or cupcake cases.</p>  <p>Do some rubbings of coins to look at the different sizes, shapes and details.</p>  | <p>Share any numeracy home learning by bringing pictures into school or sharing on the teams page.</p>   |



Make a money caterpillar. Draw around some coins, then add some feet, head and antenna. How long can you make it? What is the total worth of the caterpillar?

Add two collections together to find a total. Use coins to count out 2 amounts, put them together and count how much you have altogether.

**Additional Home Learning Suggestions:**

This is a list of other optional activities to support learning at home:

- Practice the BSL signs of the week that are shared on the weekly newsletter
- Read your library books from the school library
- Login to your Sumdog account and play games to practice your mental maths, spelling and grammar
- Visit the learning at home section of our school website for additional ideas - [Learning At Home | Lawhead Primary School and Nursery \(glowscotland.org.uk\)](#)