

An example grid

Homework Grid - P6/7

Each week you should complete two different quality pieces of homework, one of which should be Literacy or Numeracy. You can complete your homework in the jottor provided but keep this at home. Use the home learning code to log in to Seesaw Class on the app or website. On Seesaw Class - you can upload a photo or a note sharing your homework by the Tuesday of each week.

Literacy	Numeracy	Digital skills for learning, life and work	Life with family, friends and community
<p>Questioning We looked at Literal Questions in class (a question where you can find the answer in the text). I would like you to create 8 Literal questions based on your Group Reading book or the Class Novel. Write them down and we can try to answer them!</p> <p>Reading With darker nights it's the perfect time for finding a nook, making a den or hopping under the covers and reading or sharing a story. Tell me what you are reading and if you are enjoying it. Draw your favourite character/favourite part so far and explain why you chose it.</p> <p>Writing In class, we are trying to include better connectives to improve our writing. Choose 10 different connectives and use them in a sentence or a short story. You can use Pobble365 to give you an idea for a story if you wish.</p>	<p>4 Operations We are working on our Number Skills this term and hopefully improving our ability to use strategies to solve problems and questions! Have a go at playing Countdown online at NRICH - you could play against your family - and see if you can reach the target number! https://nrich.maths.org/6499</p> <p>Magic Squares Ask your parent/carer to create at least 15 Magic Square questions for you to try and solve. The boxes can go anywhere in the sum and can be any of the 4 operations. Eg - $\square + 256 = 312$</p> <p>Area Calculate the Area of the shapes on the worksheet given to you. Remember that area has a special unit of measurement - check what you are measuring in before you write the answer down! Have a go at completing the area challenge sheet tool ©</p>	<p>Becoming quicker at Typing will help you to use computers to create quality learning. Go to https://www.bbc.co.uk/bitesize/topics/z4z9j6/articles/z3z66tfr or https://www.typingclub.com/ Little and often - 10 minutes 3-5 times a week - is ideal.</p> <p>We are using different platforms to share our learning. Show your family how you upload a piece of homework to Seesaw Class to share your learning with your teacher. You can use the app or the website and you will need your home learning code.</p> <p>We are using different platforms to share our learning. Show your parents around your class Microsoft Teams page. Show your family how you log on to Teams through Glow, then write a message on your class chat by saying hello to your teacher.</p>	<p>The nights are getting darker but it's still important to get outside for fresh air and exercise. Dress in something bright so you can be seen and go for an evening walk after school one day. Remember there's no such thing as bad weather - just bad clothing! Jackets on and hoods up! #five ways #active</p> <p>Play a board game as a family - it could be monopoly, cards, Uno, Guess Who or completing a jigsaw. We have some to borrow from school if you don't have one at home - just ask your teacher. You could even make one of your own! #fiveways #connect</p> <p>These are tricky times for everyone just now. Can you think of someone who has made a difference to you? Thank them in any way you choose - it could be by drawing them a picture, making a card, singing a song - anything! #fiveways #give</p>


Your homework is due on 13th, 20th, 27th of November and 1st December.

If you have any questions, please do not hesitate to get in touch. Many thanks.

Learning at Home


A guide to homework and learning at home in Ladybank.

September 2021




Why do we have Learning at Home?

At Ladybank Primary School, we value the important role families have in supporting children's learning. You are their primary carers and the ones that they spend the majority of their time with. We recognise that we are living in difficult times at the moment and every family is under different pressures. We also acknowledge that many families want their children to be completing homework on a regular basis so that they can see and support the learning that is happening in school. It is for these reasons that we looked to create a flexible approach to supporting learning at home.



When and how will we get Learning at Home?

In the second week of the School term, the children will get their homework grids home in a poly wallet.




The grids contain:

- Literacy and Numeracy activities that reflect the learning that is currently underway in class.
- Digital Skills for Learning, Life and Work activities that allow children to develop the skills needed to support digital learning.
- Life with family, friends and community which provide an opportunity for you to share and us to value the family activities that children learn from.

Children in P1-4 choose **one** activity per week from the homework grid. By the end of the term they must have completed at least one literacy and one numeracy. P1 homework will look different as they learn new sounds, words and numbers. Children in P5-7 should choose **two** activities per week from the homework grid. Each week one of these should be literacy or numeracy. Sometimes the children will be asked to complete 1 activity from the grid plus some spelling or another activity.

How should we share the learning completed at home?

To save items moving between home and school, we are continuing to ask the children to upload their homework to the Seesaw Class app or website.



1. You can download Seesaw Class to a device from Google Play or the Apple App store.
2. You can log in on the website <https://web.seesaw.me/> In the children's homework folder, you will find a home learning code which you can use on the Seesaw Class app or website to log in following the instructions on the sheet. You can then upload photos, videos or notes sharing what the children have done. You can leave your child logged in. If you have more than one child, you would need to either use different device for each child or log out and in each child's account so it may be useful to keep the home learning code handy.
3. Log in or open Seesaw Class.
4. Click on Activity
5. Click on Add response to the correct week. When you upload this—it will then be sent to the teacher to approve. They will comment and it will then be added to your child's journal on Seesaw Family.
6. The class will talk about their homework and share examples each Tuesday.

Will there be any other learning that comes home?

In addition to homework grid activities, the children will also receive reading homework and occasionally additional learning in specific areas such as spelling, phonics or number practice that benefit from a weekly focus for a term.

Will there be times we don't have Learning at Home?

We will send Learning at Home grids home week two of each term. We stop Learning at Home at the start of December as we know that this is a busy time for families.

