

Instructions for Parents and Teachers

This game can be played in several ways:

What's in the Box Game

Place the pictures in the box and the words spread out face up. The children take it in turns to choose a picture, without peeping inside the box, then they find the word that matches the picture. Reduce the number of pictures according to the ability of the children you are working with.

Alternatively you can place the words in the box, the child takes out a word, reads it by sounding out the word, and then finds the corresponding picture.

Matching Pairs Game


Spread the pictures and words face up and the children take it in turns to choose a picture and corresponding word. Reduce the number of pictures according to the ability of the children you are working with.

KIM's Game

Place the pictures under a cover. Reveal the pictures to the children, then cover them up again. Remove one picture and take turns to tell or write down the picture that is missing. Reduce the number of pictures according to the ability of the children you are working with.



twinkl.com




twinkl.com

sit

twinkl.com

pan

twinkl.com



twinkl.com



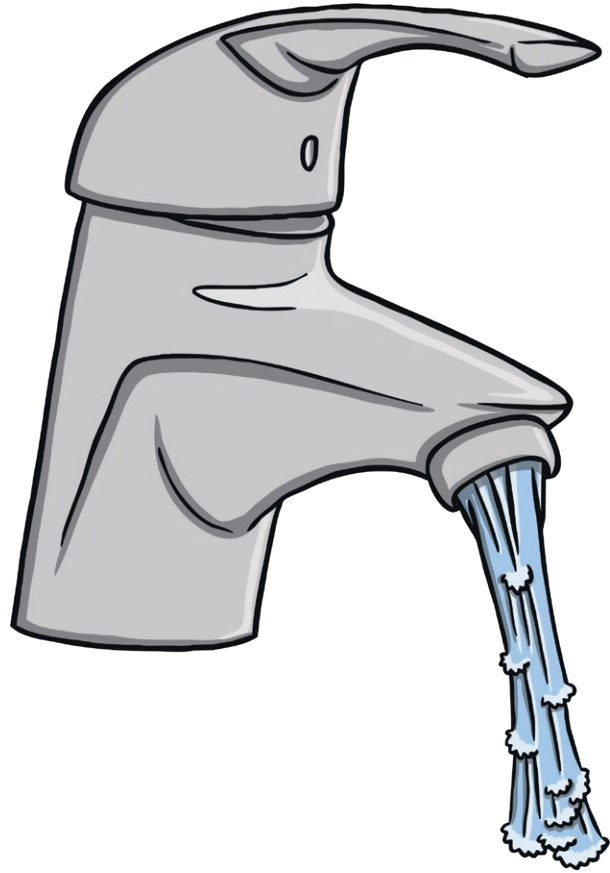
twinkl.com

pin


twinkl.com

tin

twinkl.com



twinkl.com



twinkl.com

tap


twinkl.com

pit

twinkl.com



twinkl.com




twinkl.com

nap

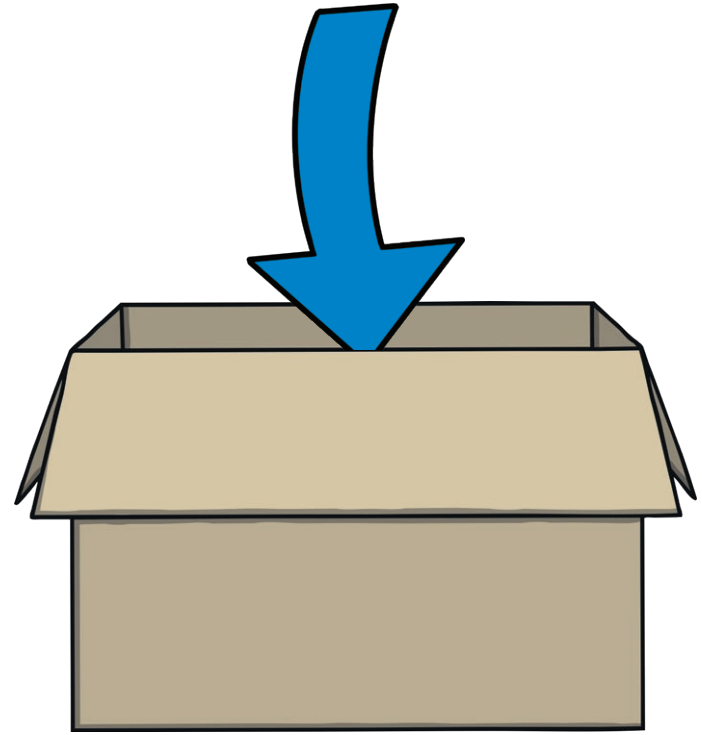
twinkl.com

pat

twinkl.com



twinkl.com



twinkl.com

pip

twinkl.com

in

twinkl.com