

# THANKS FOR NOT PRINTING THIS PAGE!



Simply print from page 2 in your printing options, to avoid wasted paper and ink.

To find out more visit [www.twinkl.co.uk/eco](http://www.twinkl.co.uk/eco)



## Thanks for downloading and welcome to the twinkl family!

### If you love our resources, you'll love premium!

- Save valuable time- we know how precious time can be, so we've spent thousands of hours creating lovely resources, leaving you to focus on what's most important.
- All the tools and materials you will need to create an amazing learning environment for your little stars!
- The largest collection of premium resources on the web at less than 1p per resource!
- Find out more about Twinkl premium at [www.twinkl.co.uk/premium](http://www.twinkl.co.uk/premium)



### How to change the print size of this resource

- In your PDF reader, click the 'File' menu
- Select 'Print'
- Click the box next to 'Print Scaling' and select 'Multiple Pages Per Sheet'
- You will now have various options, which will enable you to print several pages on just one sheet of paper.

### A brief word about copyright...

By downloading this resource, you agree to the following:



Scan QR Code



You may use this resource for personal and/or classroom use only. We're more than happy for you to keep your own backup copy though.

In order to support us, we ask that you always acknowledge [www.twinkl.co.uk](http://www.twinkl.co.uk) as the source of the resource. If you love these resources, why not let others know about Twinkl?

You must not reproduce or share this resource with others in any form. They are more than welcome to download the resource directly from us.



You must not host or in any other way share our resources directly with others, without our prior written permission.

We also ask that this product is not used for commercial purposes and also that you do not alter the digital versions of our products in any way.

**We hope you enjoy the resource and we'll see you very soon! x**



# CVC Writing Word Activity Sheet



Read it

# wig



Say it



Write it

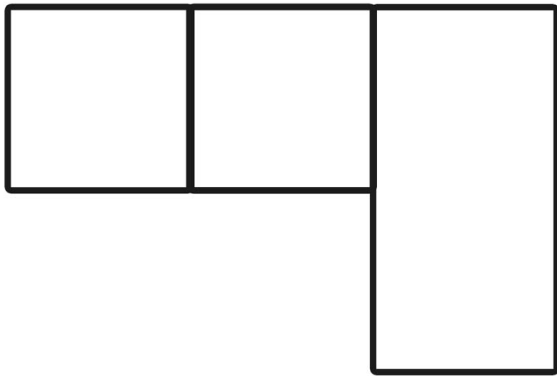
wig wig




Fill the space




Colour it



# wig



Spell it



Cut out



# CVC Writing Word Activity Sheet



Read it

# zip



Say it



Write it

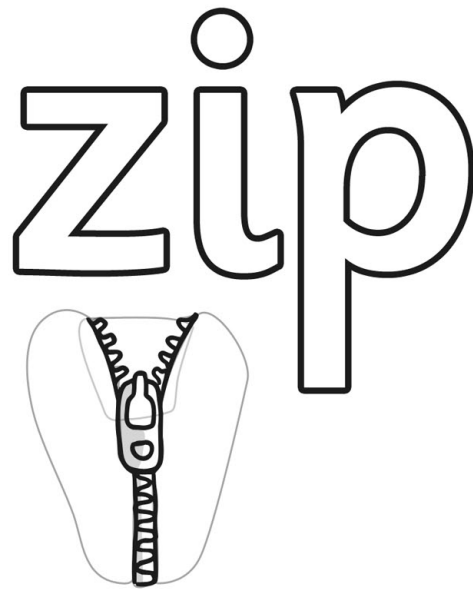
zip zip



Fill the space



Colour it

Spell it

--	--	--



Cut out

p	i	z
---	---	---

# CVC Writing Word Activity Sheet



Read it

# dig



Say it

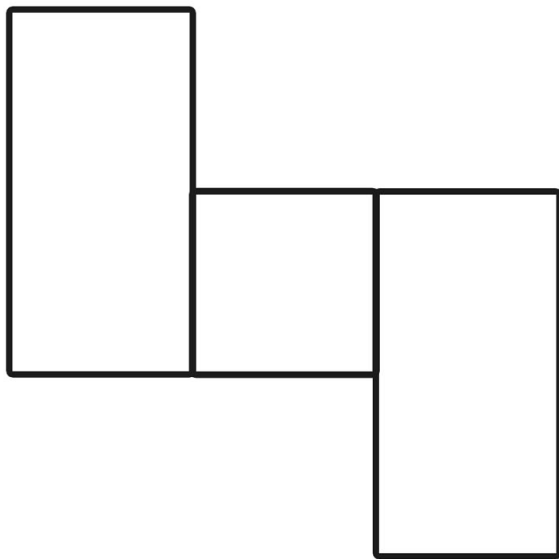
dig dig



Write it




Fill the space




Colour it

# dig



Spell it



Cut out



# CVC Writing Word Activity Sheet



Read it

# fin



Say it

fin fin




Write it



Fill the space




Colour it



Spell it

--	--	--



Cut out

i	n	f
---	---	---

# CVC Writing Word Activity Sheet



Read it

# sit



Say it

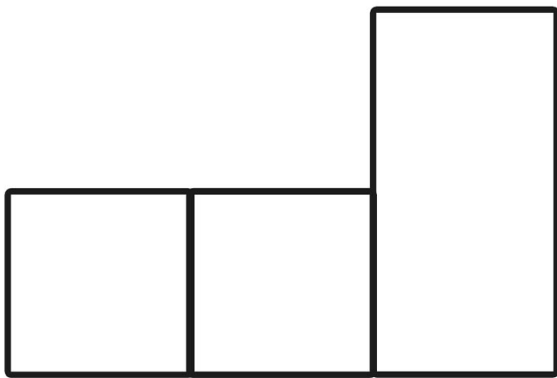
Tracing practice for the word 'sit' on a three-line grid. The word 'sit' is written twice in a light grey font. The first 'sit' has arrows indicating the stroke order: a downward arrow for the 's', a downward arrow for the 'i', and a downward arrow for the 't'.



Write it



Fill the space




Colour it

# sit



Spell it



Cut out



# CVC Writing Word Activity Sheet



Read it

pig



Say it



Write it


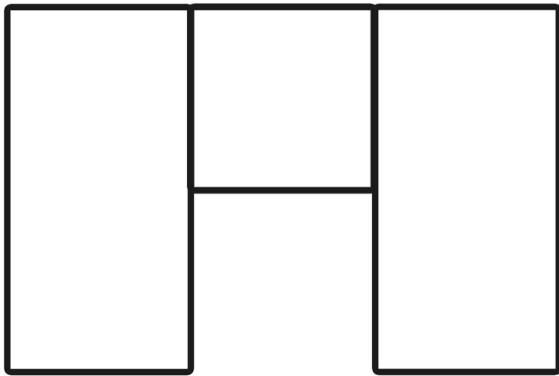
pig pig




Fill the space



Colour it



Spell it



Cut out



# CVC Writing Word Activity Sheet



Read it

# mix



Say it

-----  
mix mix  
-----



Write it



Fill the space



Colour it

--	--	--

# mix



Spell it

--	--	--



Cut out

x	m	i
---	---	---



# CVC Writing Word Activity Sheet



Read it

# tin



Say it

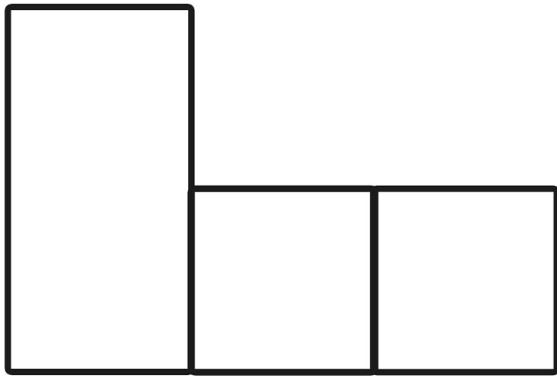


Write it

tin tin




Fill the space




Colour it

# tin



Spell it



Cut out

