



Commercial Primary School
Woodmill Road
Dunfermline
Fife
KY11 4BB
Tel: [01383] 602448

Acting
Headteacher: Mrs Lyndsay Strang

Depute
Headteacher: Mrs Karen Hopkins

Admin Assistant: Miss Gail Ferguson

Clerical Assistant : Mrs Karen Pickering

Starting School



Commercial Primary
School
August 2023

Contents

- **Starting School**
- **Set the tone**
- **The Classroom**
- **How to Prepare**
- **What we use in school**
- **Information sharing**
- **School Uniform**
- **The First Few weeks**
- **How parents/carers can help**
- **Practical Help and information**
- **Transition Calendar**

January 2023

Enrolment takes place online - complete application . Please contact the school if you feel there is important information we should be aware of, even if you have not yet had your place confirmed.

February/March

Commercial staff visit/meet with nursery staff/attend relevant reviews/get to know children etc.

Enhanced transition visits take place if possible.

April

Parents informed regarding successful allocation of places.

Parents must confirm they are accepting their place on receipt of letter.

May

Uniform available from Commercial PS school office.

Informal **Wednesday visits** with nursery staff (St Margaret's) to Commercial PS start to take place . If your child is coming from a nursery other than St Margaret's, please call the school to arrange a few Wednesday visits. These will take place at **10.00am each Wednesday, throughout May**, starting on 10th.

Commercial PS staff visit nurseries with Commercial Bear.

25th May 5.00-6.00 meeting for parents of new P1 pupils

(organisation information, dates to meet the teacher, visit the classroom etc)

June

Commercial PS staff continue to visit nurseries.

Stay and Play - 8th June 3.15-3.45 (Parent & child event).

Taster school lunch—Fri 16th June 11.45 — we will be in touch to ask who will be able to come along to this.


Class visits to meet new teachers—22nd June - 9.45am for 30 mins - all pupils should attend if possible.

Class lists issued and teachers allocated to P1 Classes.

Information on first two weeks of P1 issued.

School starts Wednesday 16th Aug. 2023

We look forward to welcoming you to the Commercial PS school community.



OTHER USEFUL INFO

PARENT COUNCIL—We have a fantastic parent council— all parents are welcome to attend meetings. Contact the parent council through:
parentcouncilcommercial@gmail.com

FIRST AID

You or your emergency contact will always be contacted immediately for a serious injury or should we need to discuss your child's care.

All school staff deal with minor injuries e.g. plasters/ wipes.

More serious injuries will be attended to by senior management or office staff, and as stated above, we will contact you immediately.

PAINTING APRONS

It is really useful for your child to have an apron to keep his/ her uniform clean. The tight sleeves and coverage from neck to wrist have avoided many painting accidents! (An old adult shirt is adequate).

WATER BOTTLES

Children are encouraged to drink water in class as research has shown this to improve attention and achievement. These bottles should be taken home every day and filled with fresh water at home each morning.

CAR PARK

Parking in the upper car park is for **staff and parents of children with mobility issues only**. Please use the safe parking area at the bottom of the driveway. Dropping off is **not** permitted in the upper car park.

BEFORE/AFTER SCHOOL CHILDCARE

This is provided by **Fife Child Care and Early Years Services**, NOT Commercial School. Please contact— Kelly Frances on 07515189441 or email address commercial.oosc@fife.gov.uk

STARTING SCHOOL

You and your child will be full of excitement and anticipation as you near the milestone of your child starting school! It is wonderful that they will be growing, learning, developing and building character, and we all want to share in this excitement. School is a nurturing place, where adults (and children) support and care for your child, helping them feel safe and happy. We will work together with you sharing information and achievements.

School is a natural next step from nursery and to help, we have put together a list of tips to help you and your child prepare for this. We hope it will be a great experience for all.



SET THE TONE

- Share happy memories of your school years.
- Talk positively about what school might be like (there will be visits and info sessions nearer the time).
- Practise putting on school uniform and have a trial of walking/getting to school in the summer holidays.
- If your child seems anxious focus on the things you know they will like e.g. construction, house corner.
- Try not to constantly talk about starting school and overwhelm your child.



SOME PRACTICAL HELP

Lunchtime

Packed lunches or school lunches are both eaten in the hall. School lunches for P1 children are free. However, clothing grants and free milk are provided for some, so although lunches are free, please apply for other grants if you think you are eligible.

We are a NUT FREE school so please be aware when providing packed lunches/snacks. NO NUTS This includes nut spreads.

Lunchtimes are very busy with large numbers of children attending the hall. To help establish the lunch routine P6/7 pupils help to organise the P1 children. Other P6/7 children help to support playground supervision at lunchtime and playtime as part of their responsibilities.

Later in the term, each P1 child is matched to an older pupil as a Buddy, to help support them in the playground or during other activities.



How parents/carers can help

- NAME ALL UNIFORM & BELONGINGS
- Parent Workshops will be offered early in the year to explain the set up in the classroom and how it operates. We also explain how reading, writing, phonics and number is taught, and give you handouts to help you support your child at home.
- Homework is offered **through Seesaw** on a weekly basis with prompts and explanations of the intended learning which reinforces or extends the classroom learning. We find the progress of the children is very obvious when parents support their children to complete homework.
- Sharing any worries or concerns can alleviate them quickly so please speak to us if you are concerned about anything.
- Please keep us informed if there is something we need to know about your child. (Speak to class teacher, come to reception/email/write a note, or post a private message to the class teacher/DHT through Seesaw).



The Classroom

The Primary One classrooms are quite similar to nursery so children feel secure enough to explore their thinking further, as well as put their new learning into practice.

The learning in Primary One is very play based. As children play, they learn to solve problems, to get along with others and to develop the fine and gross motor skills needed to grow and learn.



Throughout Primary One we want the children to:

- Feel good about themselves. Learning and trying out new things can sometimes mean taking risks and making mistakes—we encourage children to have a growth mindset and see that making mistakes is part of learning. Children are more likely to take a risk if they feel good about themselves and are well supported.
- To be assertive and confident to explore their own ideas whilst recognising the needs and ideas of others, which makes children more likely to learn and feel ready for future challenges
- To be reassured that learning is a lot of fun!

We want the school to be a place where children:

- feel safe, comfortable and happy
- feel that this is **their** school
- have first hand experience of quality teaching, materials and resources
- are respected for their skills and differences
- have their work and efforts valued and displayed
- can make choices and justify them
- can build up their skills in working with others in a variety of group sizes and with different adults
- are listened to
- have the support to develop an independent approach to their learning
- experience a curriculum that will meet their needs now and prepare for life-long learning
- learn how to deal with new and varied social situations, sharing and caring.
- challenged to be the best they can be.



The first few weeks

The First Day (9.00–3.00)

Children will line up accompanied by parent/ carer at the entrance to their classroom. Children are encouraged to enter themselves on the first day, but parents/carers are invited in **at the end of the first session** to be shown around the class by their child. Each child has a cloakroom peg and tray with their name and a picture to keep their personal belongings.

Playtime

This starts from the first day so a small snack and a drink are essential to take part in the picnic session supervised outside. Please consider easy to open containers/ packets!

Milk

Information will be sent out regarding the purchase of milk **once** they have started school. This is paid for termly and costs around 25p per day.

PE

Each child should have a PE kit to leave in school (shorts, t-shirt, gym shoes). Each item should be named to enable their return. This is kept in the individual baskets in the cloakroom



SCHOOL UNIFORM

Commercial clerical staff keep a stock of some uniform items in school so you can buy direct from us. However we are also happy for you to buy from the great selection of school wear in

supermarkets/department stores/online.

Commercial colours are red and black.

Uniform is white shirt/polo shirt, black/grey trousers/skirt/pinafore, red/black cardigan/sweatshirt/jumper, red gingham summer dress. **No hoodies or jeans please.**



WHAT YOU NEED


- We will communicate with you in June to talk in more detail about what you need for your child. This will include school uniform, gym kit, school bag, water bottle.
- Buy easy to take on and off uniform as the children have to do that themselves. (With a little help to begin with).
- Shoes—Velcro or slip on if possible.

PREPARATION

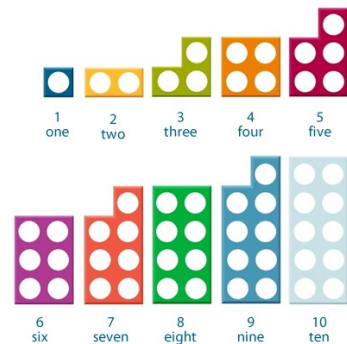
- Work towards your child being able to go to the toilet, wipe, flush and wash hands independently.
- Be able to/try put on and take off jacket and do zip/buttons
- Help your child by practising carrying things on a tray .
- Learn to use full size cutlery .
- Be able to use a tissue to wipe their nose/mouth.
- Be able to take off school clothes to put on gym kit, and reverse.
- Tidy up after themselves e.g. toys, dinner plates
- Encourage periods of quiet listening and discussion at home.
- If they can recognise their own name (most can from nursery) that helps.
- If they are interested in writing their own name teach a capital only at the start.
- If they show an interest in learning about letters and words tell them what they say. We tell the child the “**sound**” the letter makes rather than its name e.g. s-ssss rather than es, but it is ok to teach letter names too.
- Encourage counting i.e. pointing to an object as they count, rather than reciting numbers. Ask - How many?
- Encourage recognising numbers and words/sounds/ letters in the environment.
- Read to them and play with them.

WHAT WE USE IN SCHOOL

Your child will talk about **sounds or phonics** when they start school. This is teaching them the sounds letters make and how to use these sounds to read and write words.



They will learn an action and a song to help them remember the sounds.



Your child will be introduced to **Numicon** which is a resource we use to help the children with counting and calculating.

The children learn to recognise the value of the shapes which then helps with calculations.

Once your child starts school they may talk about resources with which you are unfamiliar, but we will have another meeting early in the term to give you an opportunity to see these and ask about them.

Nursery Personal Learning Plan

The Nursery PLP information, which has been completed by your child's key worker and yourselves, provides us with a useful basis on which to build.

School learning communication

In P1 parents and teachers can communicate through an app called Seesaw—we will help you get connected to Seesaw around June 23.

In school, each class teacher compiles a termly **newsletter**, which outlines targets for all areas of the curriculum. These are shared with you by email so you are aware of the learning taking place in class that term. Examples of your child's learning are shared with you through Seesaw, and all of these photographs (which are linked to skills and curricular areas) become a record of your child's Learning Journey in their first school year.

There will be opportunities to discuss your child's progress at Parent Interviews, held twice a year. However, if you have any concerns or queries, we are happy for you to get in touch. A final end of year report will also provide you with more information.

If there are any changes to home circumstances it will help us to better support your child if you keep us informed — you can contact the school office if for example you wish to notify us of a change of address, or new mobile number. However, if it is a brief message for the teacher, you can send it through Seesaw or catch them at the door.

As teachers communicate most days through Seesaw with photographs, we hope you feel well informed about your child's learning in those early weeks.