

Benarty Primary School

Pre-inspection questionnaire summary report Inspection week: 29 April 2024

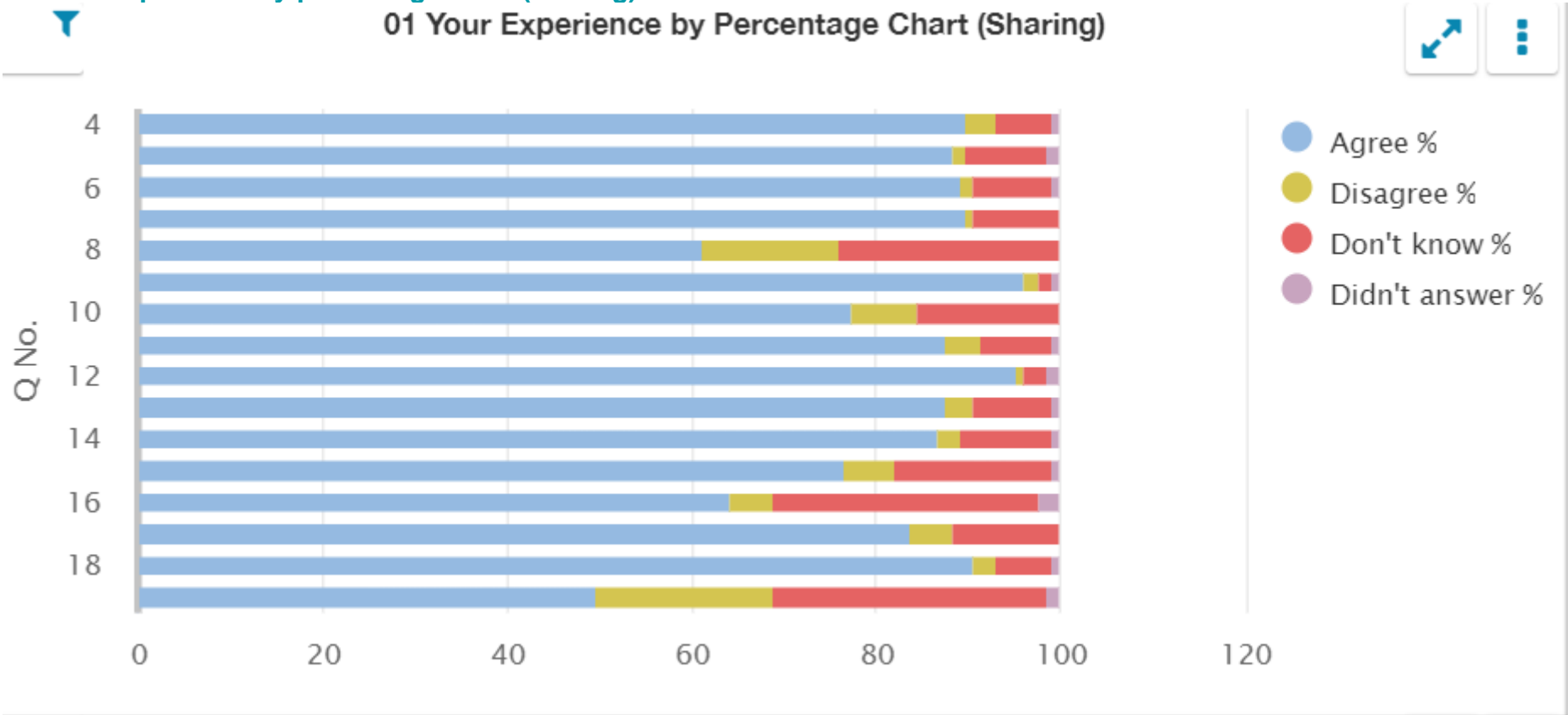
Questionnaire for children in primary stages (01)

01 Your experience by percentage (sharing)

| Q No. | Question | Response Count | Agree % | Disagree % | Don't know % | Didn't answer % |
|-------|---|----------------|---------|------------|--------------|-----------------|
| 4 | I feel safe when I am at school. | 129 | 89.92 | 3.1 | 6.2 | 0.78 |
| 5 | My school helps me to feel safe. | 129 | 88.37 | 1.55 | 8.53 | 1.55 |
| 6 | I have someone in my school I can speak to if I am upset or worried about something. | 129 | 89.15 | 1.55 | 8.53 | 0.78 |
| 7 | Staff treat me fairly and with respect. | 129 | 89.92 | 0.78 | 9.3 | 0.00 |
| 8 | Other children treat me fairly and with respect. | 129 | 61.24 | 14.73 | 24.03 | 0.00 |
| 9 | My school helps me to understand and respect other people. | 129 | 96.12 | 1.55 | 1.55 | 0.78 |
| 10 | My school is helping me to become confident. | 129 | 77.52 | 6.98 | 15.5 | 0.00 |
| 11 | My school teaches me how to lead a healthy lifestyle. | 129 | 87.6 | 3.88 | 7.75 | 0.78 |
| 12 | There are lots of chances at my school for me to get regular exercise. | 129 | 95.35 | 0.78 | 2.33 | 1.55 |
| 13 | My school offers me the opportunity to take part in activities in school beyond the classroom and timetabled day. | 129 | 87.6 | 3.1 | 8.53 | 0.78 |
| 14 | I have the opportunity to discuss my achievements outwith school with an adult in school who knows me well. | 129 | 86.82 | 2.33 | 10.08 | 0.78 |
| 15 | My school listens to my views. | 129 | 76.74 | 5.43 | 17.05 | 0.78 |
| 16 | My school takes my views into account. | 129 | 64.34 | 4.65 | 28.68 | 2.33 |
| 17 | I feel comfortable approaching staff with questions or suggestions. | 129 | 83.72 | 4.65 | 11.63 | 0.00 |
| 18 | Staff help me to understand how I am progressing in my school work. | 129 | 90.7 | 2.33 | 6.2 | 0.78 |
| 19 | My homework helps me to understand and improve my work in school. | 129 | 49.61 | 19.38 | 29.46 | 1.55 |

01 Your experience by percentage chart (sharing)

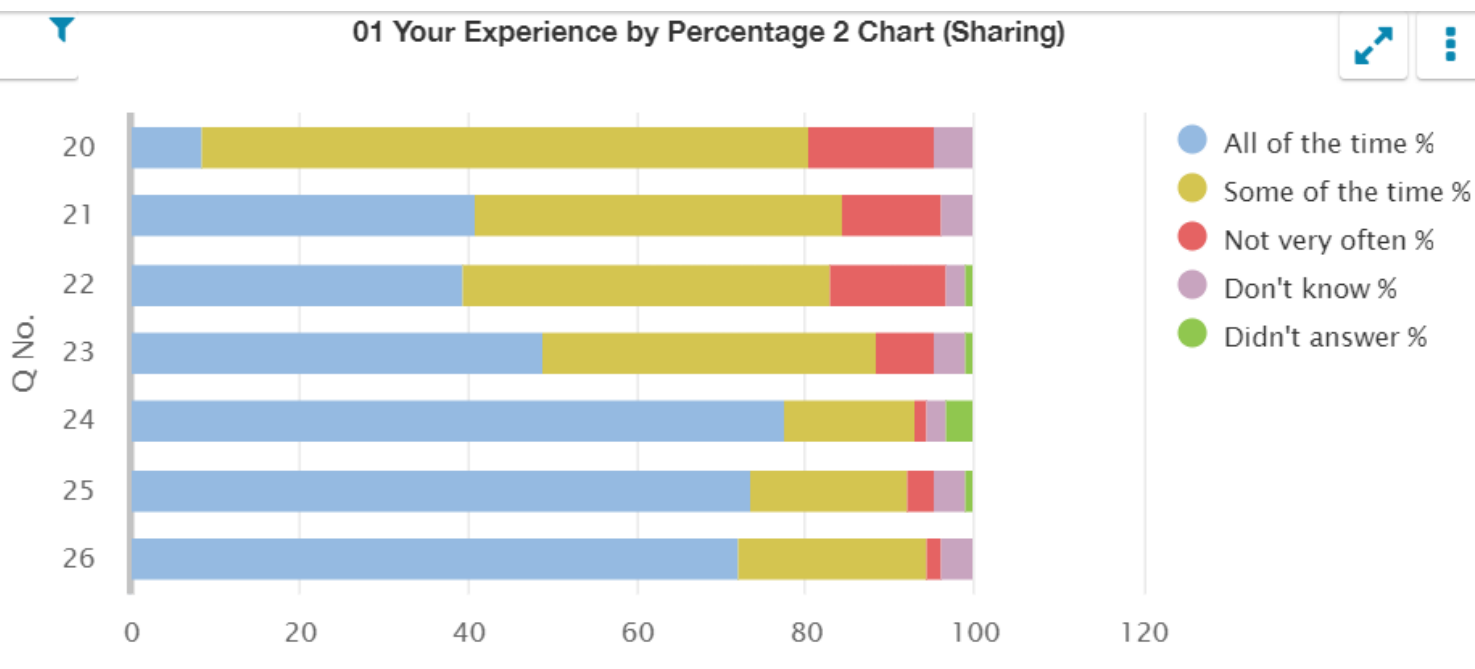
01 Your Experience by Percentage Chart (Sharing)



01 Your experience by percentage 2 (sharing)

| Q No. | Question | Response Count | All of the time % | Some of the time % | Not very often % | Don't know % | Didn't answer % |
|-------|---|----------------|-------------------|--------------------|------------------|--------------|-----------------|
| 20 | Other children behave well. | 129 | 8.53 | 72.09 | 14.73 | 4.65 | 0.00 |
| 21 | My teachers ask me about what things I want to learn in school. | 129 | 41.09 | 43.41 | 11.63 | 3.88 | 0.00 |
| 22 | I enjoy learning at school. | 129 | 39.53 | 43.41 | 13.95 | 2.33 | 0.78 |
| 23 | I feel that my work in school is hard enough. | 129 | 48.84 | 39.53 | 6.98 | 3.88 | 0.78 |
| 24 | I know who to ask to get help if I find my work too hard. | 129 | 77.52 | 15.5 | 1.55 | 2.33 | 3.1 |
| 25 | I am encouraged by staff to do the best I can. | 129 | 73.64 | 18.6 | 3.1 | 3.88 | 0.78 |
| 26 | I am happy with the quality of teaching in my school. | 129 | 72.09 | 22.48 | 1.55 | 3.88 | 0.00 |

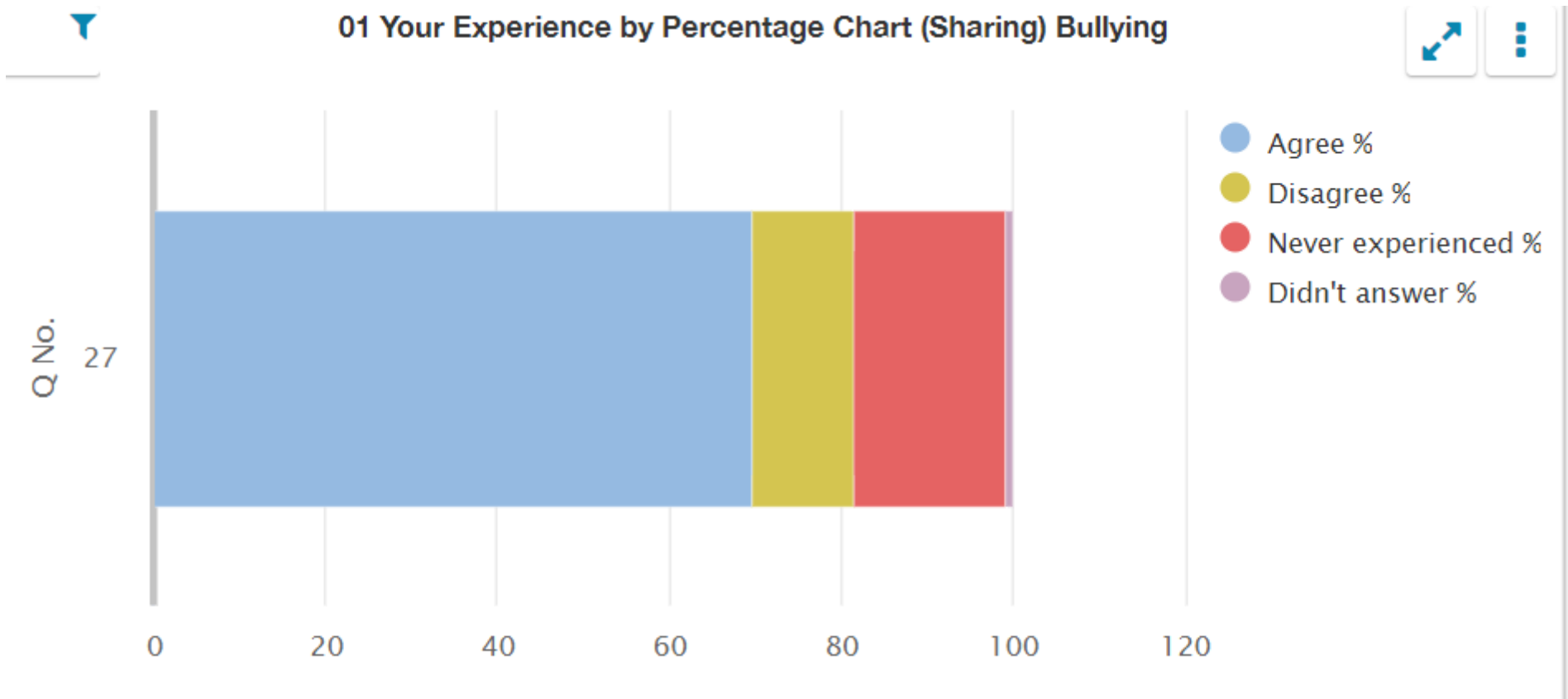
01 Your experience by percentage chart (sharing)



01 Your experience by percentage (sharing) bullying

| Q No. | Question | Response Count | Agree % | Disagree % | Never experienced % | Didn't answer % |
|-------|---|----------------|---------|------------|---------------------|-----------------|
| 27 | My school deals well with any bullying. | 129 | 69.77 | 11.63 | 17.83 | 0.78 |

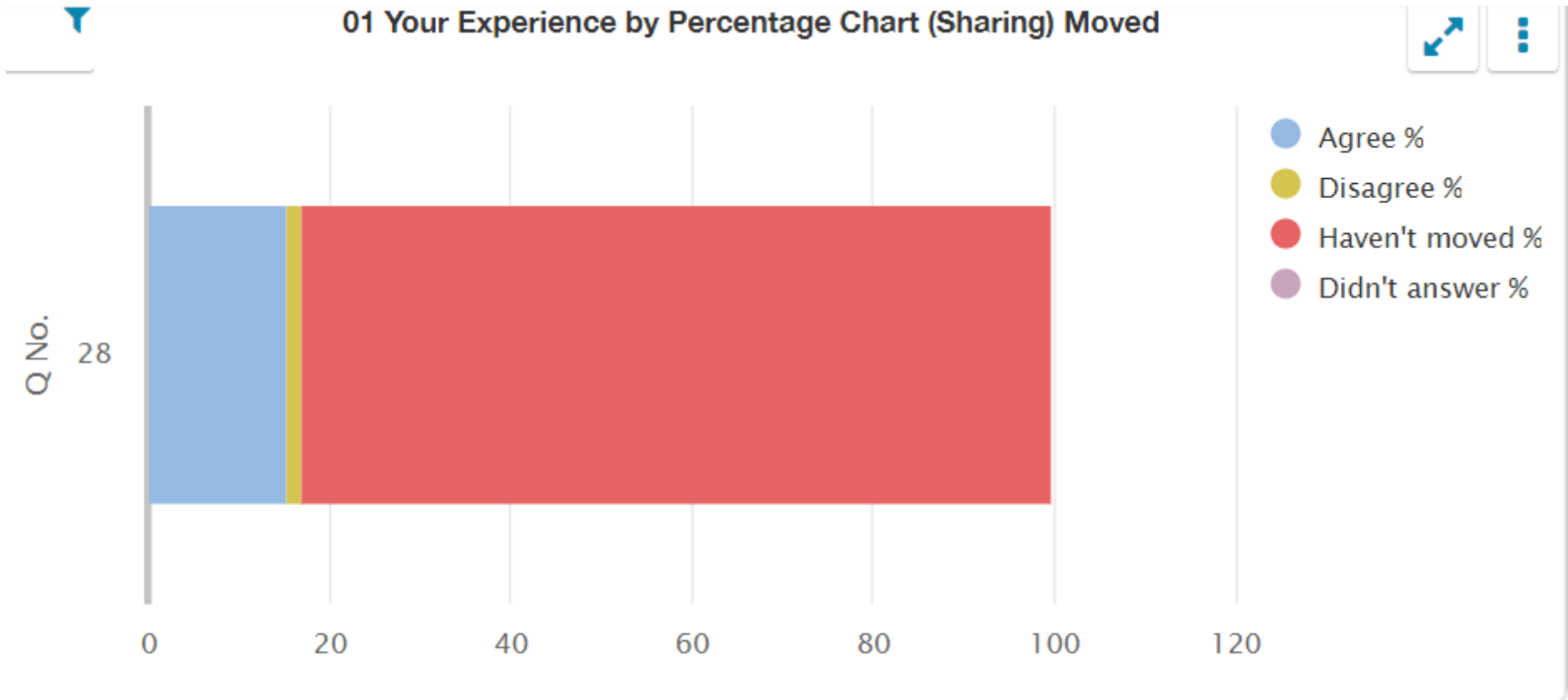
01 Your experience by percentage chart (sharing) bullying



01 Your experience by percentage (sharing) moved

| Q No. | Question | Response Count | Agree % | Disagree % | Haven't moved % | Didn't answer % |
|-------|---|----------------|---------|------------|-----------------|-----------------|
| 28 | I was well supported if I moved to a new school within the last year. | 129 | 15.5 | 1.55 | 82.95 | 0.00 |

01 Your experience by percentage chart (sharing) moved



Questionnaire for parents/carers of children in primary stages (04)

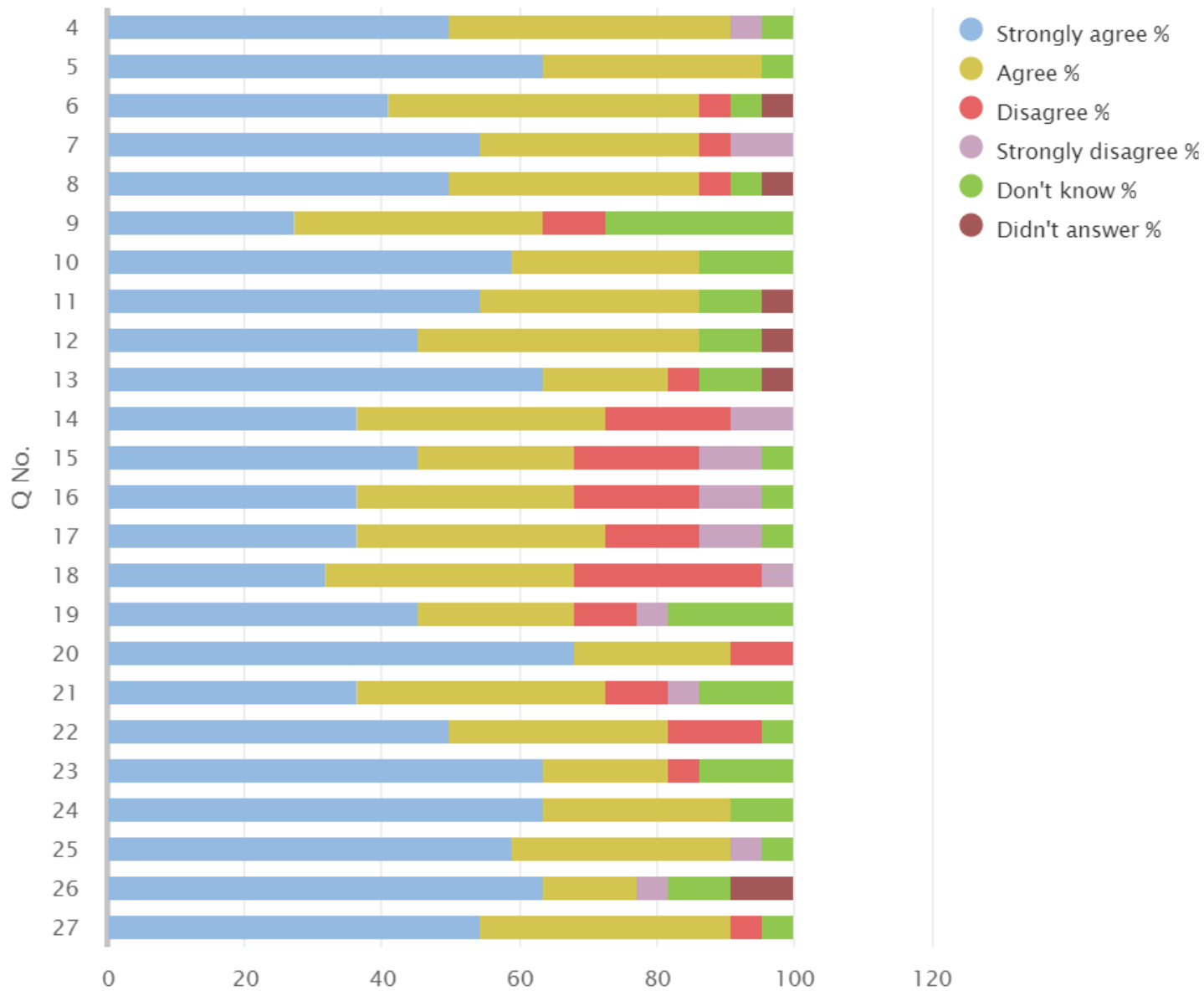
04 Your experience by percentage (sharing)

| Q No. | Question | Response Count | Strongly agree % | Agree % | Disagree % | Strongly disagree % | Don't know % | Didn't answer % |
|-------|--|----------------|------------------|---------|------------|---------------------|--------------|-----------------|
| 4 | My child likes being at this school. | 22 | 50 | 40.91 | 0.00 | 4.55 | 4.55 | 0.00 |
| 5 | Staff treat my child fairly and with respect. | 22 | 63.64 | 31.82 | 0.00 | 0.00 | 4.55 | 0.00 |
| 6 | I feel that my child is safe at the school. | 22 | 40.91 | 45.45 | 4.55 | 0.00 | 4.55 | 4.55 |
| 7 | The school helps my child to feel confident. | 22 | 54.55 | 31.82 | 4.55 | 9.09 | 0.00 | 0.00 |
| 8 | I feel staff really know my child as an individual. | 22 | 50 | 36.36 | 4.55 | 0.00 | 4.55 | 4.55 |
| 9 | My child finds their learning activities hard enough. | 22 | 27.27 | 36.36 | 9.09 | 0.00 | 27.27 | 0.00 |
| 10 | My child receives the help he/she needs to do well. | 22 | 59.09 | 27.27 | 0.00 | 0.00 | 13.64 | 0.00 |
| 11 | My child is encouraged by the school to be healthy and take regular exercise. | 22 | 54.55 | 31.82 | 0.00 | 0.00 | 9.09 | 4.55 |
| 12 | The school supports my child's emotional wellbeing. | 22 | 45.45 | 40.91 | 0.00 | 0.00 | 9.09 | 4.55 |
| 13 | My child is making good progress at the school. | 22 | 63.64 | 18.18 | 4.55 | 0.00 | 9.09 | 4.55 |
| 14 | I receive helpful, regular feedback about how my child is learning and developing e.g. informal feedback, reports and learning profiles. | 22 | 36.36 | 36.36 | 18.18 | 9.09 | 0.00 | 0.00 |
| 15 | The information I receive about how my child is doing reaches me at the right time. | 22 | 45.45 | 22.73 | 18.18 | 9.09 | 4.55 | 0.00 |
| 16 | I understand how my child's progress is assessed. | 22 | 36.36 | 31.82 | 18.18 | 9.09 | 4.55 | 0.00 |
| 17 | The school gives me advice on how to support my child's learning at home. | 22 | 36.36 | 36.36 | 13.64 | 9.09 | 4.55 | 0.00 |
| 18 | The school organises activities where my child and I can learn together. | 22 | 31.82 | 36.36 | 27.27 | 4.55 | 0.00 | 0.00 |
| 19 | The school takes my views into account when making changes. | 22 | 45.45 | 22.73 | 9.09 | 4.55 | 18.18 | 0.00 |
| 20 | I feel comfortable approaching the school with questions, suggestions and/or a problem. | 22 | 68.18 | 22.73 | 9.09 | 0.00 | 0.00 | 0.00 |
| 21 | I feel encouraged to be involved in the work of the Parent Council and/or parent association. | 22 | 36.36 | 36.36 | 9.09 | 4.55 | 13.64 | 0.00 |
| 22 | I am kept informed about the work of the Parent Council and/or parent association. | 22 | 50 | 31.82 | 13.64 | 0.00 | 4.55 | 0.00 |

| Q No. | Question (cont.) | Response Count | Strongly agree % | Agree % | Disagree % | Strongly disagree % | Don't know % | Didn't answer % |
|-------|--|----------------|------------------|---------|------------|---------------------|--------------|-----------------|
| 23 | I am satisfied with the quality of teaching in the school. | 22 | 63.64 | 18.18 | 4.55 | 0.00 | 13.64 | 0.00 |
| 24 | The school is well led and managed. | 22 | 63.64 | 27.27 | 0.00 | 0.00 | 9.09 | 0.00 |
| 25 | The school encourages children to treat others with respect. | 22 | 59.09 | 31.82 | 0.00 | 4.55 | 4.55 | 0.00 |
| 26 | I would recommend the school to other parents. | 22 | 63.64 | 13.64 | 0.00 | 4.55 | 9.09 | 9.09 |
| 27 | Overall, I am satisfied with the school. | 22 | 54.55 | 36.36 | 4.55 | 0.00 | 4.55 | 0.00 |

04 Your experience by percentage chart (sharing)

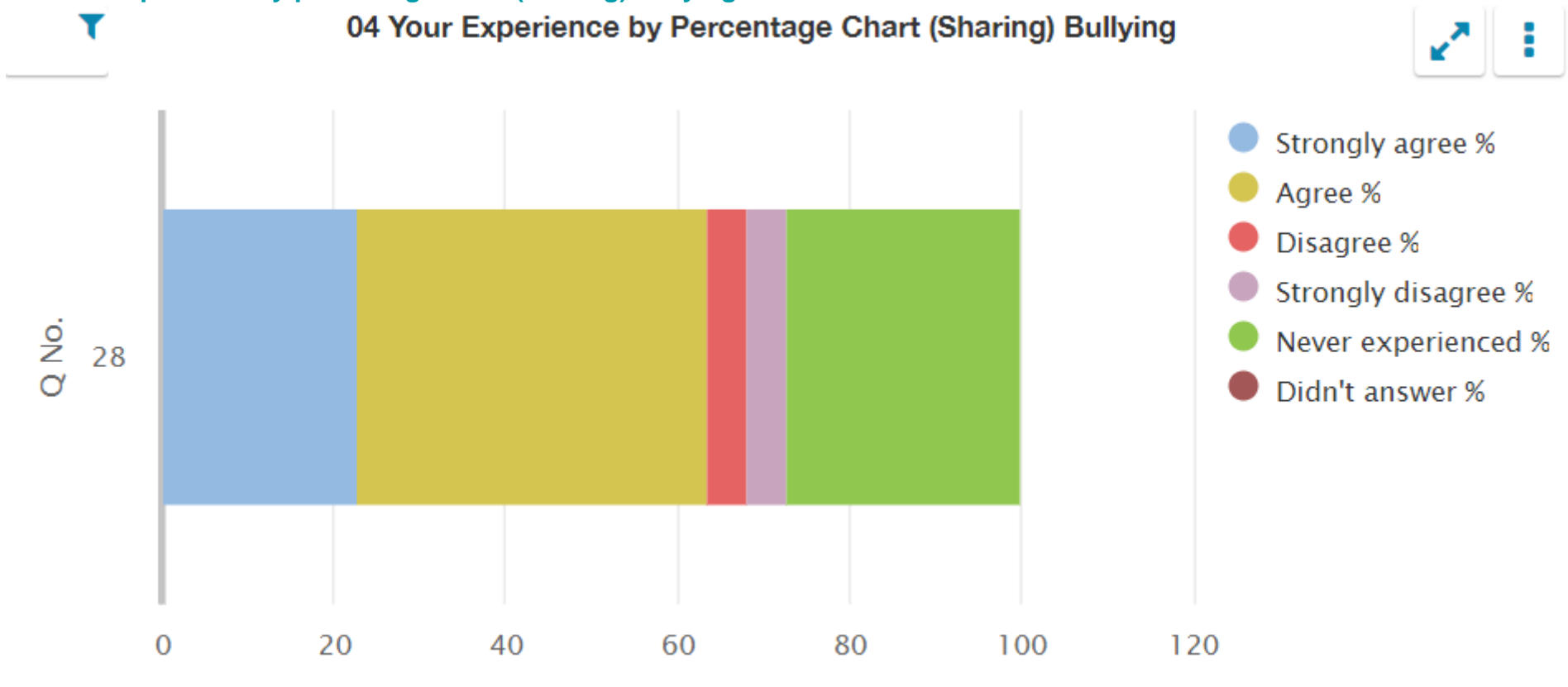
04 Your Experience by Percentage Chart (Sharing)



04 Your experience by percentage (sharing) bullying

| Q No. | Question | Response Count | Strongly agree % | Agree % | Disagree % | Strongly disagree % | Never experienced % | Didn't answer % |
|-------|--|----------------|------------------|---------|------------|---------------------|---------------------|-----------------|
| 28 | The school deals well with any bullying. | 22 | 22.73 | 40.91 | 4.55 | 4.55 | 27.27 | 0.00 |

04 Your experience by percentage chart (sharing) bullying



Questionnaire for partners with the school (06)

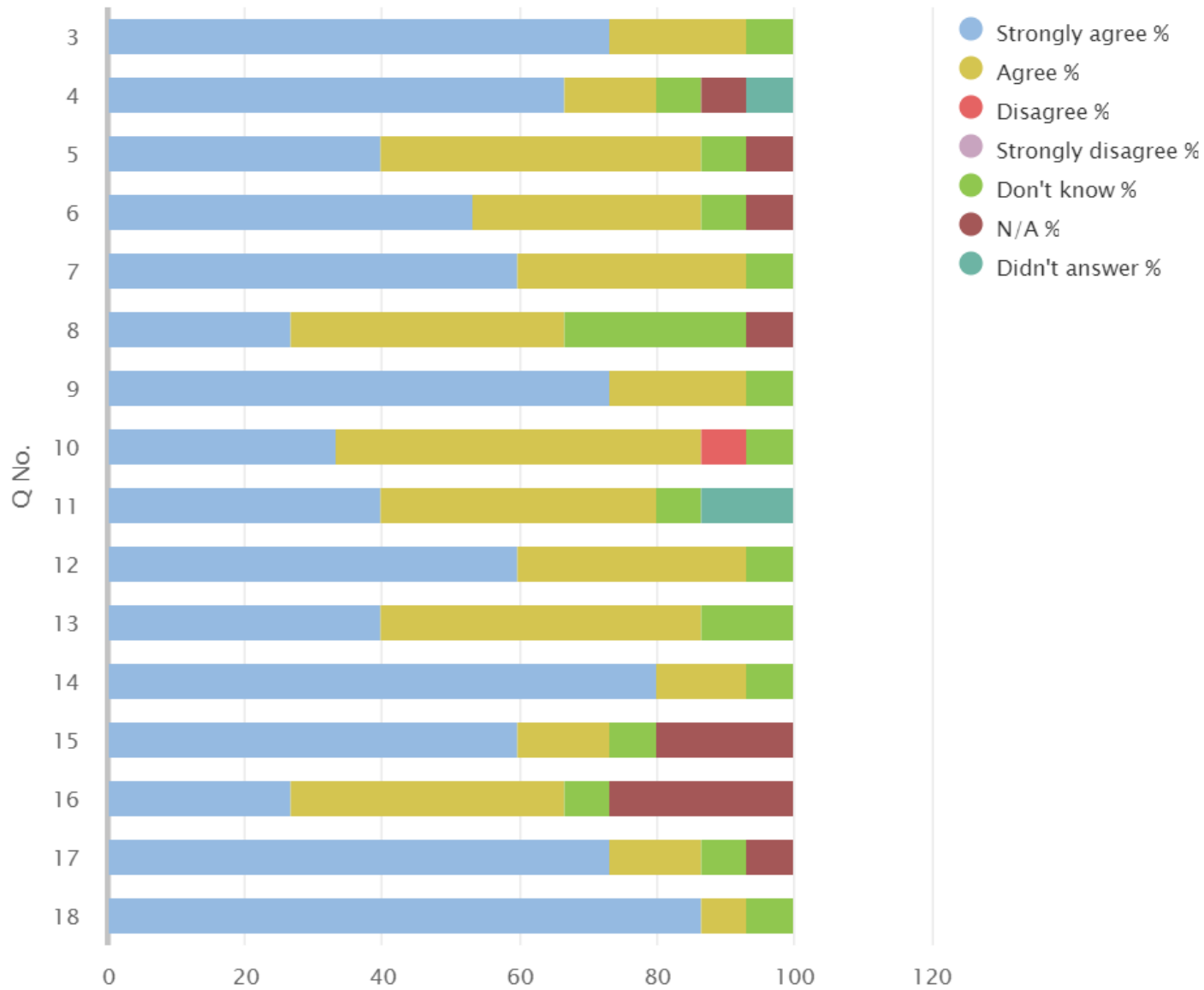
06 Your experience by percentage (sharing)

| Q No. | Question | Response Count | Strongly agree % | Agree % | Disagree % | Strongly disagree % | Don't know % | N/A % | Didn't answer % |
|-------|---|----------------|------------------|---------|------------|---------------------|--------------|-------|-----------------|
| 3 | My service/organisation works in partnership with the school on a regular basis. | 15 | 73.33 | 20 | 0.00 | 0.00 | 6.67 | 0.00 | 0.00 |
| 4 | We are aware of the school's procedures for reporting child protection and safeguarding concerns. | 15 | 66.67 | 13.33 | 0.00 | 0.00 | 6.67 | 6.67 | 6.67 |
| 5 | My service/organisation has a clear understanding of the school's strategies for raising attainment for all. | 15 | 40 | 46.67 | 0.00 | 0.00 | 6.67 | 6.67 | 0.00 |
| 6 | There are effective arrangements in place for jointly planning provision with the school. | 15 | 53.33 | 33.33 | 0.00 | 0.00 | 6.67 | 6.67 | 0.00 |
| 7 | There are effective arrangements for jointly delivering provision with the school. | 15 | 60 | 33.33 | 0.00 | 0.00 | 6.67 | 0.00 | 0.00 |
| 8 | My service/organisation is involved in the school's self-evaluation of our joint work. | 15 | 26.67 | 40 | 0.00 | 0.00 | 26.67 | 6.67 | 0.00 |
| 9 | Roles and responsibilities are clearly defined within the partnership. | 15 | 73.33 | 20 | 0.00 | 0.00 | 6.67 | 0.00 | 0.00 |
| 10 | Effective arrangements are in place to evaluate the impact of our partnership working. | 15 | 33.33 | 53.33 | 6.67 | 0.00 | 6.67 | 0.00 | 0.00 |
| 11 | My service/organisation is kept up to date with changes in the school which may affect the services we deliver. | 15 | 40 | 40 | 0.00 | 0.00 | 6.67 | 0.00 | 13.33 |
| 12 | The school provides my service/organisation with relevant information about the needs of children and young people. | 15 | 60 | 33.33 | 0.00 | 0.00 | 6.67 | 0.00 | 0.00 |
| 13 | Arrangements are in place to support my service/organisation to share relevant information about the progress of children and young people with the school. | 15 | 40 | 46.67 | 0.00 | 0.00 | 13.33 | 0.00 | 0.00 |
| 14 | The school values the contribution made by my service/organisation. | 15 | 80 | 13.33 | 0.00 | 0.00 | 6.67 | 0.00 | 0.00 |
| 15 | The school actively promotes my service/organisation to potential users, as appropriate. | 15 | 60 | 13.33 | 0.00 | 0.00 | 6.67 | 20 | 0.00 |

| Q No. | Question (cont.) | Response Count | Strongly agree % | Agree % | Disagree % | Strongly disagree % | Don't know % | N/A % | Didn't answer % |
|-------|---|----------------|------------------|---------|------------|---------------------|--------------|-------|-----------------|
| 16 | There are opportunities to network, share practice and participate in joint training and development with the school. | 15 | 26.67 | 40 | 0.00 | 0.00 | 6.67 | 26.67 | 0.00 |
| 17 | My service/organisation has a clear understanding of the social, cultural and economic context of the school. | 15 | 73.33 | 13.33 | 0.00 | 0.00 | 6.67 | 6.67 | 0.00 |
| 18 | Overall, partnership working with the school works well. | 15 | 86.67 | 6.67 | 0.00 | 0.00 | 6.67 | 0.00 | 0.00 |

06 Your experience by percentage chart (sharing)

06 Your Experience by Percentage Chart (Sharing)



Questionnaire for school support staff (09)

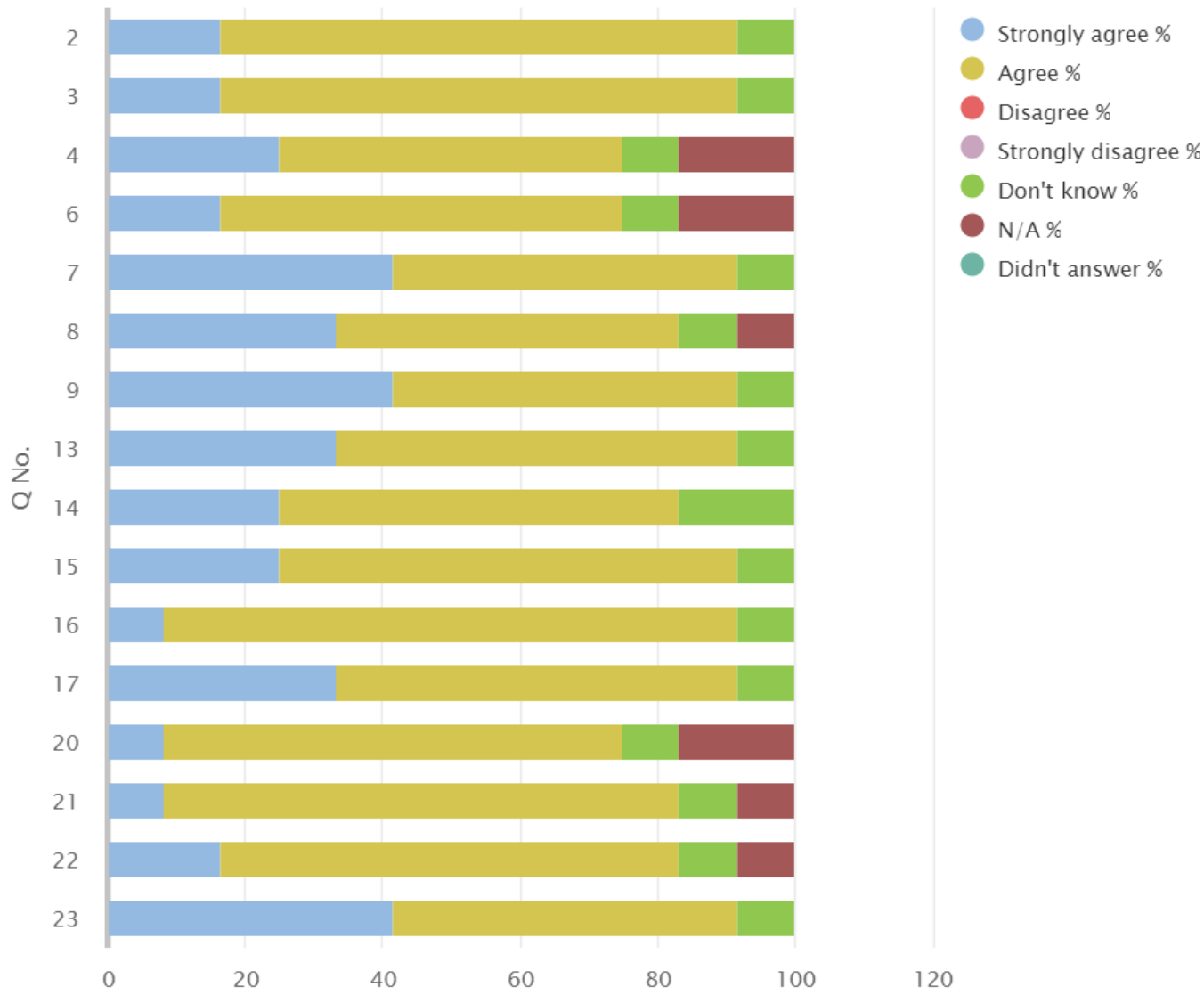
09 Your experience by percentage (sharing)

| Q No. | Question | Response Count | Strongly agree % | Agree % | Disagree % | Strongly disagree % | Don't know % | N/A % | Didn't answer % |
|-------|--|----------------|------------------|---------|------------|---------------------|--------------|-------|-----------------|
| 2 | I find it rewarding to be a member of staff at this school. | 12 | 16.67 | 75 | 0.00 | 0.00 | 8.33 | 0.00 | 0.00 |
| 3 | I feel a valued part of the school's community. | 12 | 16.67 | 75 | 0.00 | 0.00 | 8.33 | 0.00 | 0.00 |
| 4 | I am encouraged to learn and share practice with colleagues from other schools. | 12 | 25 | 50 | 0.00 | 0.00 | 8.33 | 16.67 | 0.00 |
| 5 | I am given the opportunity to learn and share practice with colleagues from other schools. | x | x | x | x | x | x | x | x |
| 6 | I have a clear understanding of the social, cultural and economic context of the school. | 12 | 16.67 | 58.33 | 0.00 | 0.00 | 8.33 | 16.67 | 0.00 |
| 7 | I feel appropriately supported by the school to undertake my role. | 12 | 41.67 | 50 | 0.00 | 0.00 | 8.33 | 0.00 | 0.00 |
| 8 | I am supported to take part in development opportunities. | 12 | 33.33 | 50 | 0.00 | 0.00 | 8.33 | 8.33 | 0.00 |
| 9 | My professional learning enables me to reflect on and improve my practice. | 12 | 41.67 | 50 | 0.00 | 0.00 | 8.33 | 0.00 | 0.00 |
| 10 | I have regular opportunities to undertake leadership roles. | x | x | x | x | x | x | x | x |
| 11 | I have opportunities to be involved in agreeing priorities for the school. | x | x | x | x | x | x | x | x |
| 12 | I am actively involved in the school's ongoing self-evaluation. | x | x | x | x | x | x | x | x |
| 13 | I understand how to apply the school's procedures relating to child protection and safeguarding. | 12 | 33.33 | 58.33 | 0.00 | 0.00 | 8.33 | 0.00 | 0.00 |
| 14 | The school's vision and values underpins my work. | 12 | 25 | 58.33 | 0.00 | 0.00 | 16.67 | 0.00 | 0.00 |
| 15 | Staff treat all children and young people fairly and with respect. | 12 | 25 | 66.67 | 0.00 | 0.00 | 8.33 | 0.00 | 0.00 |
| 16 | Colleagues treat each other with respect. | 12 | 8.33 | 83.33 | 0.00 | 0.00 | 8.33 | 0.00 | 0.00 |
| 17 | Children and young people are encouraged and supported to treat others with respect. | 12 | 33.33 | 58.33 | 0.00 | 0.00 | 8.33 | 0.00 | 0.00 |
| 18 | Children and young people are well behaved. | x | x | x | x | x | x | x | x |

| Q No. | Question (cont.) | Response Count | Strongly agree % | Agree % | Disagree % | Strongly disagree % | Don't know % | N/A % | Didn't answer % |
|-------|---|----------------|------------------|---------|------------|---------------------|--------------|-------|-----------------|
| 19 | The school deals effectively with any bullying. | x | x | x | x | x | x | x | x |
| 20 | I am provided with feedback when I report an incident. | 12 | 8.33 | 66.67 | 0.00 | 0.00 | 8.33 | 16.67 | 0.00 |
| 21 | Collaborative working across the school is effective in taking forward improvement. | 12 | 8.33 | 75 | 0.00 | 0.00 | 8.33 | 8.33 | 0.00 |
| 22 | Staff at all levels within the school communicate effectively with each other. | 12 | 16.67 | 66.67 | 0.00 | 0.00 | 8.33 | 8.33 | 0.00 |
| 23 | The school is well led and managed. | 12 | 41.67 | 50 | 0.00 | 0.00 | 8.33 | 0.00 | 0.00 |

09 Your experience by percentage chart (sharing)

09 Your Experience by Percentage Chart (Sharing)



Questionnaire for school teachers (10)

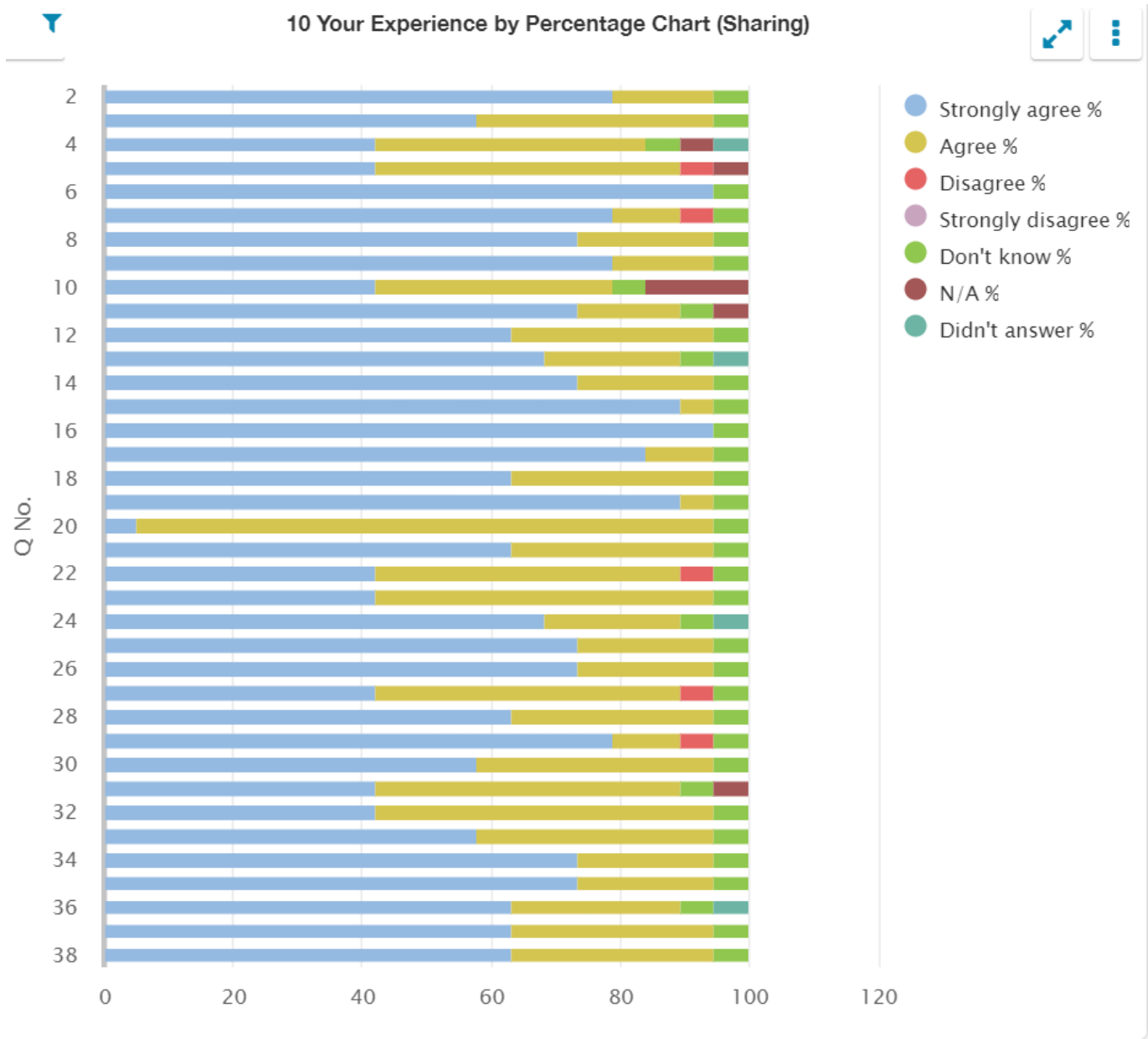
10 Your experience by percentage (sharing)

| Q No. | Question | Response Count | Strongly agree % | Agree % | Disagree % | Strongly disagree % | Don't know % | N/A % | Didn't answer % |
|-------|---|----------------|------------------|---------|------------|---------------------|--------------|-------|-----------------|
| 2 | I find it rewarding to be a member of staff at this school. | 19 | 78.95 | 15.79 | 0.00 | 0.00 | 5.26 | 0.00 | 0.00 |
| 3 | I feel a valued part of the school's community. | 19 | 57.89 | 36.84 | 0.00 | 0.00 | 5.26 | 0.00 | 0.00 |
| 4 | I am encouraged to learn and share practice with colleagues from other schools. | 19 | 42.11 | 42.11 | 0.00 | 0.00 | 5.26 | 5.26 | 5.26 |
| 5 | I am given the opportunity to learn and share practice with colleagues from other schools. | 19 | 42.11 | 47.37 | 5.26 | 0.00 | 0.00 | 5.26 | 0.00 |
| 6 | I have a clear understanding of the social, cultural and economic context of the school. | 19 | 94.74 | 0.00 | 0.00 | 0.00 | 5.26 | 0.00 | 0.00 |
| 7 | I feel appropriately supported by the school to undertake my role. | 19 | 78.95 | 10.53 | 5.26 | 0.00 | 5.26 | 0.00 | 0.00 |
| 8 | I am supported to engage in professional learning. | 19 | 73.68 | 21.05 | 0.00 | 0.00 | 5.26 | 0.00 | 0.00 |
| 9 | My professional learning enables me to reflect on and improve my practice. | 19 | 78.95 | 15.79 | 0.00 | 0.00 | 5.26 | 0.00 | 0.00 |
| 10 | I have regular opportunities to undertake leadership roles. | 19 | 42.11 | 36.84 | 0.00 | 0.00 | 5.26 | 15.79 | 0.00 |
| 11 | I have opportunities to be involved in agreeing priorities for the school. | 19 | 73.68 | 15.79 | 0.00 | 0.00 | 5.26 | 5.26 | 0.00 |
| 12 | I am actively involved in the school's ongoing self-evaluation. | 19 | 63.16 | 31.58 | 0.00 | 0.00 | 5.26 | 0.00 | 0.00 |
| 13 | GTCS standards are used to support professional dialogue. | 19 | 68.42 | 21.05 | 0.00 | 0.00 | 5.26 | 0.00 | 5.26 |
| 14 | I use information, including data, effectively to identify and reduce inequalities in children's and young people's outcomes. | 19 | 73.68 | 21.05 | 0.00 | 0.00 | 5.26 | 0.00 | 0.00 |
| 15 | I understand how to apply the school's procedures relating to child protection and safeguarding. | 19 | 89.47 | 5.26 | 0.00 | 0.00 | 5.26 | 0.00 | 0.00 |
| 16 | The school's vision and values underpins my work. | 19 | 94.74 | 0.00 | 0.00 | 0.00 | 5.26 | 0.00 | 0.00 |
| 17 | Staff treat all children and young people fairly and with respect. | 19 | 84.21 | 10.53 | 0.00 | 0.00 | 5.26 | 0.00 | 0.00 |

| Q No. | Question (cont.) | Response Count | Strongly agree % | Agree % | Disagree % | Strongly disagree % | Don't know % | N/A % | Didn't answer % |
|-------|---|----------------|------------------|---------|------------|---------------------|--------------|-------|-----------------|
| 18 | Colleagues treat each other with respect. | 19 | 63.16 | 31.58 | 0.00 | 0.00 | 5.26 | 0.00 | 0.00 |
| 19 | Children and young people are encouraged and supported to treat others with respect. | 19 | 89.47 | 5.26 | 0.00 | 0.00 | 5.26 | 0.00 | 0.00 |
| 20 | Children and young people are well behaved. | 19 | 5.26 | 89.47 | 0.00 | 0.00 | 5.26 | 0.00 | 0.00 |
| 21 | The school deals effectively with any bullying. | 19 | 63.16 | 31.58 | 0.00 | 0.00 | 5.26 | 0.00 | 0.00 |
| 22 | I am provided with feedback when I report an incident. | 19 | 42.11 | 47.37 | 5.26 | 0.00 | 5.26 | 0.00 | 0.00 |
| 23 | Staff at all levels within the school communicate effectively with each other. | 19 | 42.11 | 52.63 | 0.00 | 0.00 | 5.26 | 0.00 | 0.00 |
| 24 | The school's arrangements for engaging parents in their child's learning are effective. | 19 | 68.42 | 21.05 | 0.00 | 0.00 | 5.26 | 0.00 | 5.26 |
| 25 | The school is well led and managed. | 19 | 73.68 | 21.05 | 0.00 | 0.00 | 5.26 | 0.00 | 0.00 |
| 26 | Collaborative working across the school is effective in taking forward improvement. | 19 | 73.68 | 21.05 | 0.00 | 0.00 | 5.26 | 0.00 | 0.00 |
| 27 | Children and young people are engaged in their learning. | 19 | 42.11 | 47.37 | 5.26 | 0.00 | 5.26 | 0.00 | 0.00 |
| 28 | I give children and young people regular feedback which helps them to progress. | 19 | 63.16 | 31.58 | 0.00 | 0.00 | 5.26 | 0.00 | 0.00 |
| 29 | Children and young people are provided with experiences which meet their learning needs. | 19 | 78.95 | 10.53 | 5.26 | 0.00 | 5.26 | 0.00 | 0.00 |
| 30 | Children and young people are involved in talking about and planning their learning. | 19 | 57.89 | 36.84 | 0.00 | 0.00 | 5.26 | 0.00 | 0.00 |
| 31 | Children and young people are involved in setting their learning targets. | 19 | 42.11 | 47.37 | 0.00 | 0.00 | 5.26 | 5.26 | 0.00 |
| 32 | Children and young people have the opportunity to lead their learning. | 19 | 42.11 | 52.63 | 0.00 | 0.00 | 5.26 | 0.00 | 0.00 |
| 33 | I receive appropriate support for planning, preparation and assessment. | 19 | 57.89 | 36.84 | 0.00 | 0.00 | 5.26 | 0.00 | 0.00 |
| 34 | The school has effective strategies to support children and young people with their learning, including those requiring additional support. | 19 | 73.68 | 21.05 | 0.00 | 0.00 | 5.26 | 0.00 | 0.00 |
| 35 | Staff have a shared understanding of their 'responsibility of all' in literacy and numeracy and health and wellbeing. | 19 | 73.68 | 21.05 | 0.00 | 0.00 | 5.26 | 0.00 | 0.00 |

| Q No. | Question (cont.) | Response Count | Strongly agree % | Agree % | Disagree % | Strongly disagree % | Don't know % | N/A % | Didn't answer % |
|-------|--|----------------|------------------|---------|------------|---------------------|--------------|-------|-----------------|
| 36 | Moderation activities are helping me to make sound professional judgements. | 19 | 63.16 | 26.32 | 0.00 | 0.00 | 5.26 | 0.00 | 5.26 |
| 37 | I have regular opportunities to help shape the curriculum through discussions with colleagues, parents and partners. | 19 | 63.16 | 31.58 | 0.00 | 0.00 | 5.26 | 0.00 | 0.00 |
| 38 | I am aware of and involved in the school's strategies for raising attainment for all. | 19 | 63.16 | 31.58 | 0.00 | 0.00 | 5.26 | 0.00 | 0.00 |

10 Your experience by percentage chart (sharing)



Questionnaire for pupil support staff (11)

11 Your experience by percentage (sharing)

| Q No. | Question | Response Count | Strongly agree % | Agree % | Disagree % | Strongly disagree % | Don't know % | N/A % | Didn't answer % |
|-------|---|----------------|------------------|---------|------------|---------------------|--------------|-------|-----------------|
| 2 | I find it rewarding to be a member of staff at this school. | 10 | 40 | 50 | 0.00 | 0.00 | 10 | 0.00 | 0.00 |
| 3 | I feel a valued part of the school's community. | 10 | 20 | 60 | 0.00 | 10 | 10 | 0.00 | 0.00 |
| 4 | I am encouraged to learn and share practice with colleagues from other schools. | x | x | x | x | x | x | x | x |
| 5 | I am given the opportunity to learn and share practice with colleagues from other schools. | 10 | 20 | 70 | 0.00 | 0.00 | 10 | 0.00 | 0.00 |
| 6 | I have a clear understanding of the social, cultural and economic context of the school. | 10 | 40 | 50 | 0.00 | 0.00 | 10 | 0.00 | 0.00 |
| 7 | I feel appropriately supported by the school to undertake my role. | 10 | 20 | 70 | 0.00 | 0.00 | 10 | 0.00 | 0.00 |
| 8 | I am supported to engage in professional learning. | 10 | 40 | 50 | 0.00 | 0.00 | 10 | 0.00 | 0.00 |
| 9 | My professional learning enables me to reflect on and improve my practice. | 10 | 40 | 50 | 0.00 | 0.00 | 10 | 0.00 | 0.00 |
| 10 | I have regular opportunities to undertake leadership roles. | x | x | x | x | x | x | x | x |
| 11 | I have opportunities to be involved in agreeing priorities for the school. | 10 | 0.00 | 70 | 30 | 0.00 | 0.00 | 0.00 | 0.00 |
| 12 | I am actively involved in the school's ongoing self-evaluation. | 10 | 10 | 70 | 0.00 | 0.00 | 20 | 0.00 | 0.00 |
| 13 | I use information, including data, effectively to identify and reduce inequalities in children's and young people's outcomes. | 10 | 20 | 70 | 0.00 | 0.00 | 10 | 0.00 | 0.00 |
| 14 | I understand how to apply the school's procedures relating to child protection and safeguarding. | 10 | 40 | 50 | 0.00 | 0.00 | 10 | 0.00 | 0.00 |
| 15 | The school's vision and values underpins my work. | 10 | 40 | 50 | 0.00 | 0.00 | 10 | 0.00 | 0.00 |
| 16 | Staff treat all children and young people fairly and with respect. | 10 | 40 | 40 | 0.00 | 0.00 | 20 | 0.00 | 0.00 |
| 17 | Colleagues treat each other with respect. | 10 | 10 | 70 | 0.00 | 0.00 | 20 | 0.00 | 0.00 |

| Q No. | Question (cont.) | Response Count | Strongly agree % | Agree % | Disagree % | Strongly disagree % | Don't know % | N/A % | Didn't answer % |
|-------|---|----------------|------------------|---------|------------|---------------------|--------------|-------|-----------------|
| 18 | Children and young people are encouraged and supported to treat others with respect. | 10 | 40 | 50 | 0.00 | 0.00 | 10 | 0.00 | 0.00 |
| 19 | Children and young people are well behaved. | 10 | 0.00 | 50 | 50 | 0.00 | 0.00 | 0.00 | 0.00 |
| 20 | The school deals effectively with any bullying. | 10 | 40 | 50 | 0.00 | 0.00 | 10 | 0.00 | 0.00 |
| 21 | I am provided with feedback when I report an incident. | 10 | 10 | 80 | 0.00 | 0.00 | 10 | 0.00 | 0.00 |
| 22 | Staff at all levels within the school communicate effectively with each other. | 10 | 20 | 50 | 10 | 0.00 | 20 | 0.00 | 0.00 |
| 23 | The school's arrangements for engaging parents in their child's learning are effective. | 10 | 10 | 70 | 0.00 | 0.00 | 20 | 0.00 | 0.00 |
| 24 | The school is well led and managed. | 10 | 40 | 50 | 0.00 | 0.00 | 10 | 0.00 | 0.00 |
| 25 | Collaborative working across the school is effective in taking forward improvement. | 10 | 20 | 70 | 0.00 | 0.00 | 10 | 0.00 | 0.00 |
| 26 | Children and young people are engaged in their learning. | 10 | 0.00 | 90 | 0.00 | 0.00 | 10 | 0.00 | 0.00 |
| 27 | I give children and young people regular feedback which helps them to progress. | 10 | 40 | 50 | 0.00 | 0.00 | 10 | 0.00 | 0.00 |
| 28 | Children and young people are provided with experiences which meet their learning needs. | 10 | 30 | 50 | 0.00 | 0.00 | 20 | 0.00 | 0.00 |
| 29 | Children and young people are involved in talking about and planning their learning. | 10 | 20 | 70 | 0.00 | 0.00 | 10 | 0.00 | 0.00 |
| 30 | Children and young people are involved in setting their learning targets. | 10 | 20 | 60 | 0.00 | 0.00 | 20 | 0.00 | 0.00 |
| 31 | Children and young people have the opportunity to lead their learning. | 10 | 20 | 70 | 0.00 | 0.00 | 10 | 0.00 | 0.00 |
| 32 | I receive appropriate support for planning, preparation and assessment. | x | x | x | x | x | x | x | x |
| 33 | The school has effective strategies to support children and young people with their learning, including those requiring additional support. | 10 | 30 | 60 | 0.00 | 0.00 | 10 | 0.00 | 0.00 |
| 34 | Staff have a shared understanding of their 'responsibility of all' in literacy and numeracy and health and wellbeing. | x | x | x | x | x | x | x | x |
| 35 | I have regular opportunities to help shape the curriculum as part of the team. | x | x | x | x | x | x | x | x |

| Q No. | Question (cont.) | Response Count | Strongly agree % | Agree % | Dsagree % | Strongly disagree % | Don't know % | N/A % | Didn't answer % |
|-------|---|----------------|------------------|---------|-----------|---------------------|--------------|-------|-----------------|
| 36 | I am aware of the school's strategies for raising attainment for all. | 10 | 30 | 60 | 0.00 | 0.00 | 10 | 0.00 | 0.00 |

11 Your experience by percentage chart (sharing)

