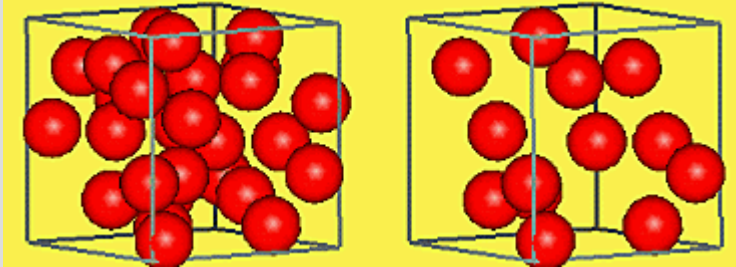


Name _____ Date Due _____

Homework 3 – Friction, density and levers

1. Describe using a force diagram how a hovercraft combats friction.

2. Look at the picture below. Box B is less dense than box a. Why?



A

B

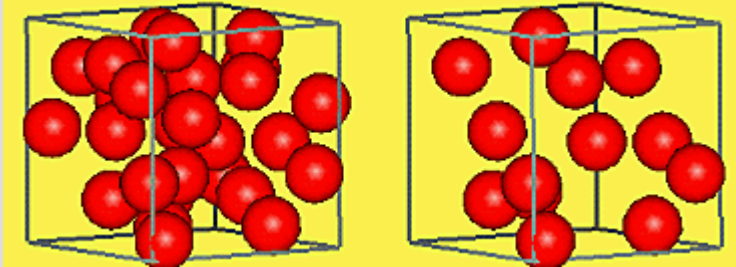
3. If box B has the same density as water. Why would we expect box A to sink in water and box B to float?

Name _____ Date Due _____

Homework 3 – Friction, density and levers

1. Describe using a force diagram how a hovercraft combats friction.

2. Look at the picture below. Box B is less dense than box a. Why?



A

B

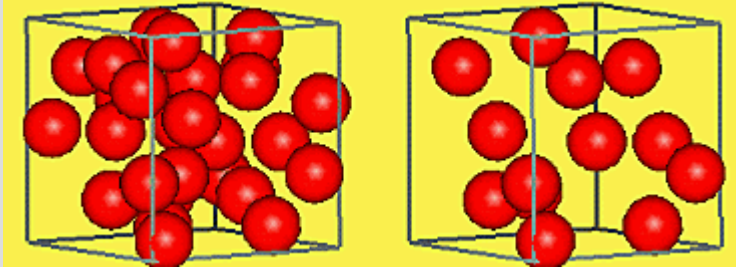
3. If box B has the same density as water. Why would we expect box A to sink in water and box B to float?

Name _____ Date Due _____

Homework 3 – Friction, density and levers

1. Describe using a force diagram how a hovercraft combats friction.

2. Look at the picture below. Box B is less dense than box a. Why?



A

B

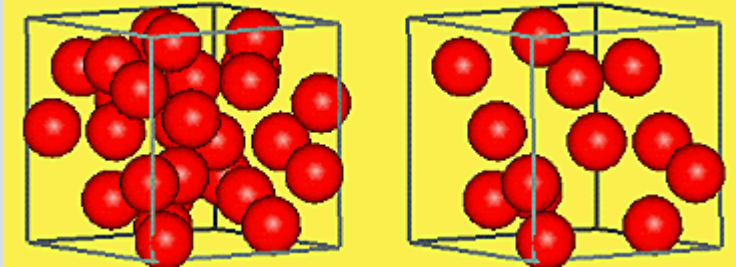
3. If box B has the same density as water. Why would we expect box A to sink in water and box B to float?

Name _____ Date Due _____

Homework 3 – Friction, density and levers

1. Describe using a force diagram how a hovercraft combats friction.

2. Look at the picture below. Box B is less dense than box a. Why?



A

B

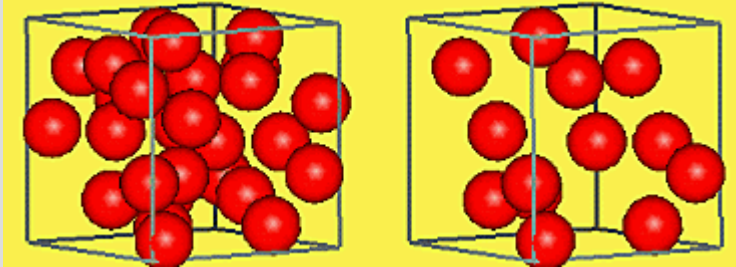
3. If box B has the same density as water. Why would we expect box A to sink in water and box B to float?

Name _____ Date Due _____

Homework 3 – Friction, density and levers

1. Describe using a force diagram how a hovercraft combats friction.

2. Look at the picture below. Box B is less dense than box a. Why?



A

B

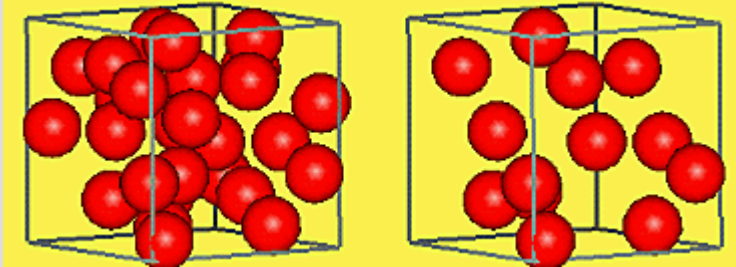
3. If box B has the same density as water. Why would we expect box A to sink in water and box B to float?

Name _____ Date Due _____

Homework 3 – Friction, density and levers

1. Describe using a force diagram how a hovercraft combats friction.

2. Look at the picture below. Box B is less dense than box a. Why?



A

B

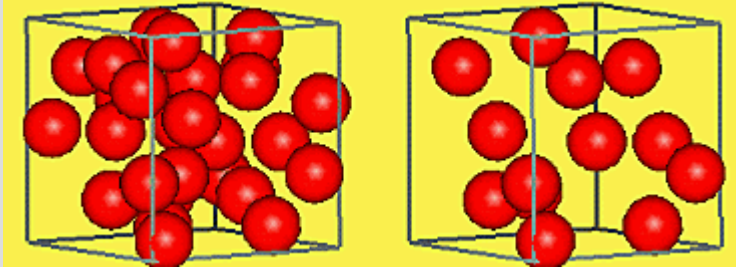
3. If box B has the same density as water. Why would we expect box A to sink in water and box B to float?

Name _____ Date Due _____

Homework 3 – Friction, density and levers

1. Describe using a force diagram how a hovercraft combats friction.

2. Look at the picture below. Box B is less dense than box a. Why?



A

B

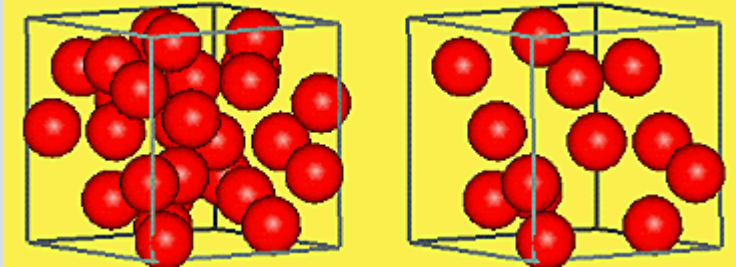
3. If box B has the same density as water. Why would we expect box A to sink in water and box B to float?

Name _____ Date Due _____

Homework 3 – Friction, density and levers

1. Describe using a force diagram how a hovercraft combats friction.

2. Look at the picture below. Box B is less dense than box a. Why?



A

B

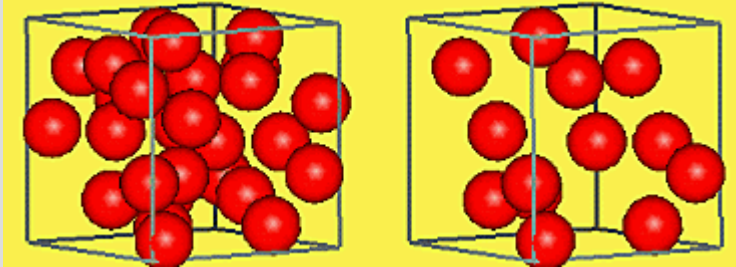
3. If box B has the same density as water. Why would we expect box A to sink in water and box B to float?

Name _____ Date Due _____

Homework 3 – Friction, density and levers

1. Describe using a force diagram how a hovercraft combats friction.

2. Look at the picture below. Box B is less dense than box a. Why?



A

B

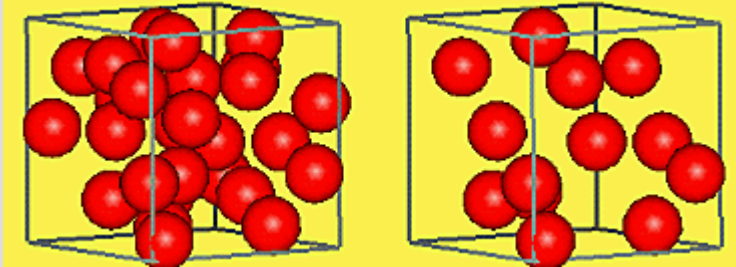
3. If box B has the same density as water. Why would we expect box A to sink in water and box B to float?

Name _____ Date Due _____

Homework 3 – Friction, density and levers

1. Describe using a force diagram how a hovercraft combats friction.

2. Look at the picture below. Box B is less dense than box a. Why?



A

B

3. If box B has the same density as water. Why would we expect box A to sink in water and box B to float?