



# Effective Learning and Teaching

## Learners Leading Learning





## What does the policy documentation say?

HGIOS4 - 2.3 Learning, Teaching and Assessment

**Themes:**

**Learning and engagement**

**Level 5 Illustrations – key points;**

The ethos and culture of our school reflects a commitment to children's rights and positive relationships.

Our children and young people are eager and active participants who are fully engaged, resilient, highly-motivated and interact well during activities.

Learners' experiences are appropriately challenging and enjoyable and well matched to their needs and interests.

Learners exercise choice, including the appropriate use of digital technology, and take increasing responsibility as they become more independent in their learning. They understand the purpose of their learning and have opportunities to lead the learning.

Our learners are successful, confident and responsible. They contribute effectively to the life of the school and wider community in a range of well-planned activities. They know that their views are sought, valued and acted upon.



# What does the policy documentation say?

HGIOS4 - 2.3 Learning, Teaching and Assessment

Themes:

## Learning and engagement

*Features of highly-effective practice:*

Learners play an active role in the school and wider community and regularly take on leadership roles, including leading learning.

Learners receive high-quality feedback and have an accurate understanding of their progress in learning and what they need to do to improve.

Learners are able to give effective feedback to peers on their learning and suggest ways in which they can improve.

*Challenge Questions:*

How well are we enabling learners to become independent learners and develop the four capacities?

How effectively do we involve learners and parents in planning and evaluating learning?

How well do we enable all children and young people to engage in self- and peer-assessment to improve their learning? How do we know this benefits learning?



# Students need to Lead the Classroom, not Teachers TEDx

## *Students Need to Lead the Classroom, not Teachers*

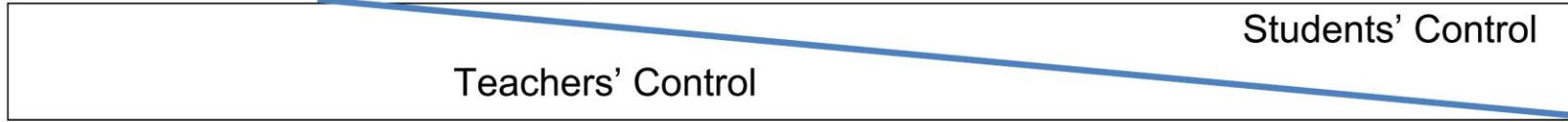
Watch the TEDxTalk

Discuss:

- The Role of the Teacher
- The Student-led Classroom



# The Teacher's Role



Student-led learning

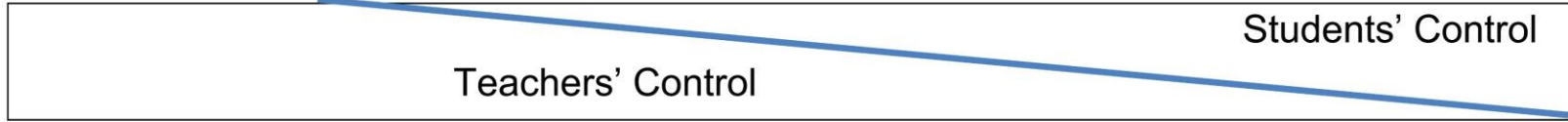
In your group discuss the roles of each approach

Design approach	Formulaic Approach	Visionary Approach	Conversational Approach	Evolving Approach
Approach to learning	Teacher Led Approach	Teacher Steered Approach	Learner Led Approach	Radical Learner Led Approach
Teacher Role				
Student Role				

Ref: Figure 1. The LED teaching relation model. Note. The model (Iversen, Jensen, Krogh & Stavnskær, 2015) “translates” the design thinking by Liedtka and Mintzberg (2006); the description of complex responsive processes by Mowles, Stacey, and Griffin (2008); and Ben’s (2006) model of empowerment into educational thinking and the relations between student and teaching in the teaching situation.



# The Teacher's Role



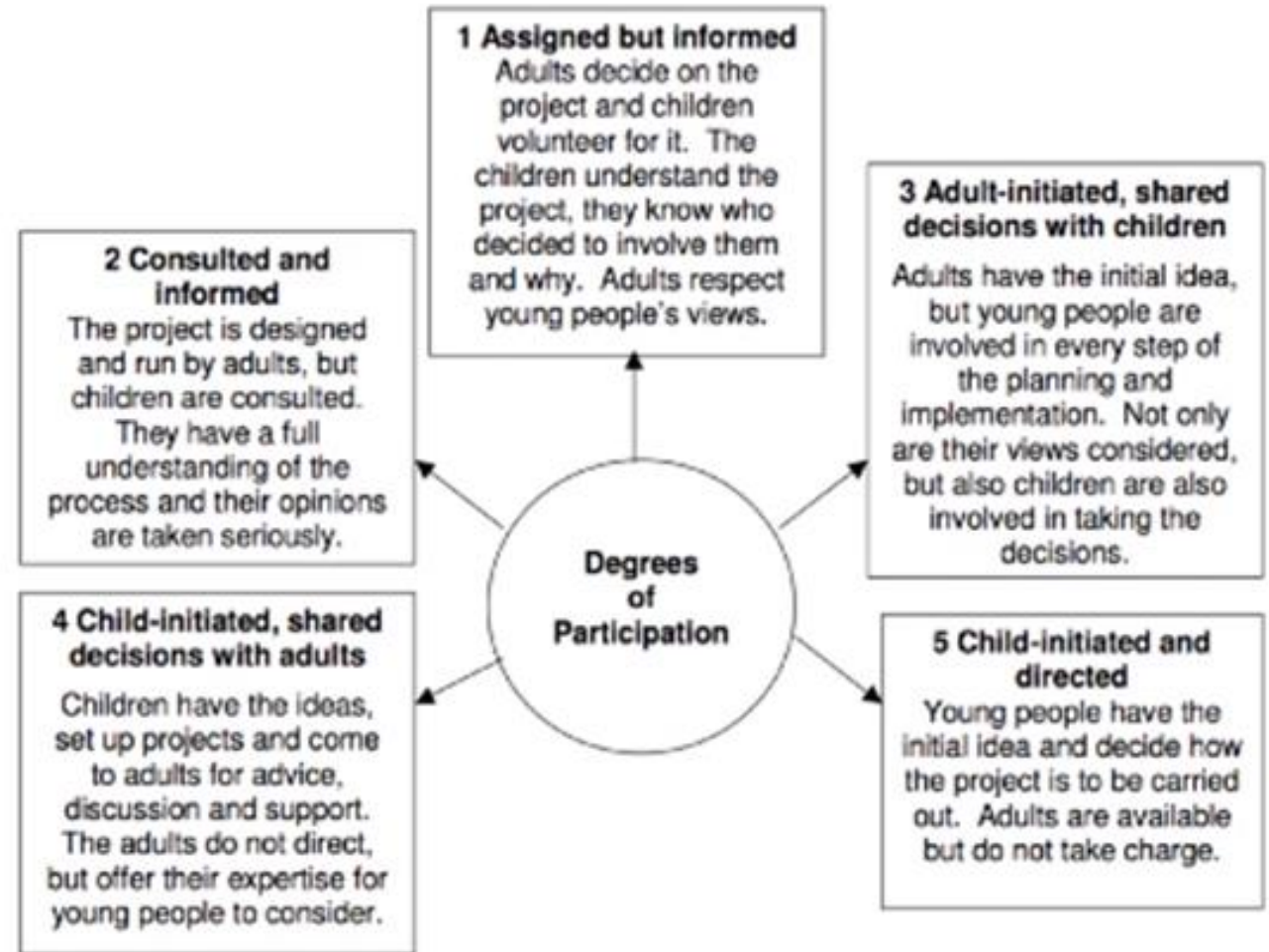
<b>Design approach</b>	<b>Formulaic Approach</b>	<b>Visionary Approach</b>	<b>Conversational Approach</b>	<b>Evolving Approach</b>
<b>Approach to learning</b>	Teacher Led Approach	Teacher Steered Approach	<b>Learner Led Approach</b>	Radical Learner Led Approach
<b>Teacher Role</b>	Directive Style	Consultative Style	<b>Facilitative Style</b>	Delegative Style
<b>Student Role</b>	Recipient	Consulting recipient	<b>Co-creator</b>	Knowmad

Ref: Figure 1. The LED teaching relation model. Note. The model (Iversen, Jensen, Krogh & Stavnskær, 2015) “translates” the design thinking by Liedtka and Mintzberg (2006); the description of complex responsive processes by Mowles, Stacey, and Griffin (2008); and Ben’s (2006) model of empowerment into educational thinking and the relations between student and teaching in the teaching situation.



# The Teacher and Student's Roles

## Models of Participation





# Student Voice v Student-Led Learning

## Think-Pair-Share

### ***Student Voice***

- Make a list of examples of student voice
- Give an example of when you have used student voice

### ***Learners Leading Learning***

- Make a list of examples of student-led learning
- Give an example of when you have used student-led learning





# What Makes a Good Teacher

## A “Good Teacher”... (Dylan Wiliam)

- Establishes and informs students where they are in their learning
- Identifies and agrees the learning destination
- Carefully plans a route with pupils through learner conversations
- Begins the learning journey
- Regularly shares with pupils their progress and next steps through
- Makes adjustments to the learning and teaching as needed

How does this articulate with Learners leading their own learning journey?



Student-led Classroom: *It's not about teaching student's what to think but about teaching them how to think*

## **Empowerment**

*From*

*To*

***Shift in power***



***WHAT will I learn?***

***HOW will I learn it?***

***WHY do I want to learn it?***



# What do we need for Learners Leading Learning to take place? Activity

Think about each statement below - why it is important for student-led learning. Join back with your group and share.

***RESPONSIBILITY***

***RELATIONSHIPS***

***IDENTIFIED GOALS***

***TRUST***

***ACTIVE LEARNING***

***EMPOWERMENT***

***COLLABORATION***

***RESPECT***

***REFLECTION***

***ACCOUNTABILITY***

***AUTONOMY***

***CHOICE***



# Collaborative Learning – more than just “Group Work”

***Think of the main strategies of Collaborative Learning***

- 1. Positive Interdependence***
- 2. Individual Accountability***
- 3. Everyone Participates***
- 4. Developing Social Skills***

Discuss each one in turn, identifying its importance in student-led learning.



# Student-Led Classroom

## *How to Set Up a Learner-Centered Classroom*

Reflection:

What does your classroom look like?  
Is it conducive to learners leading the learning?  
What examples can you share?  
Are there things you could add?

# Student-Led Learning

Benefits, Challenges and Opportunities





# Benefits of Student-Led Learning

Think of your TOP 5. Share with your partner and add to your list.

## successful learners

### with:

- enthusiasm and motivation for learning
- determination to reach high standards of achievement
- openness to new thinking and ideas

### and able to:

- use literacy, communication and numeracy skills
- use technology for learning
- think creatively and independently
- learn independently and as part of a group
- make reasoned evaluations
- link and apply different kinds of learning in new situations.

## confident individuals

### with:

- self-respect
- a sense of physical, mental and emotional wellbeing
- secure values and beliefs
- ambition

### and able to:

- relate to others and manage themselves
- pursue a healthy and active lifestyle
- be self-aware
- develop and communicate their own beliefs and view of the world
- live as independently as they can
- assess risk and make informed decisions
- achieve success in different areas of activity.

To enable all young people to become:

## responsible citizens

### with:

- respect for others
- commitment to participate responsibly in political, economic, social and cultural life

### and able to:

- develop knowledge and understanding of the world and Scotland's place in it
- understand different beliefs and cultures
- make informed choices and decisions
- evaluate environmental, scientific and technological issues
- develop informed, ethical views of complex issues.

## effective contributors

### with:

- an enterprising attitude
- resilience
- self-reliance

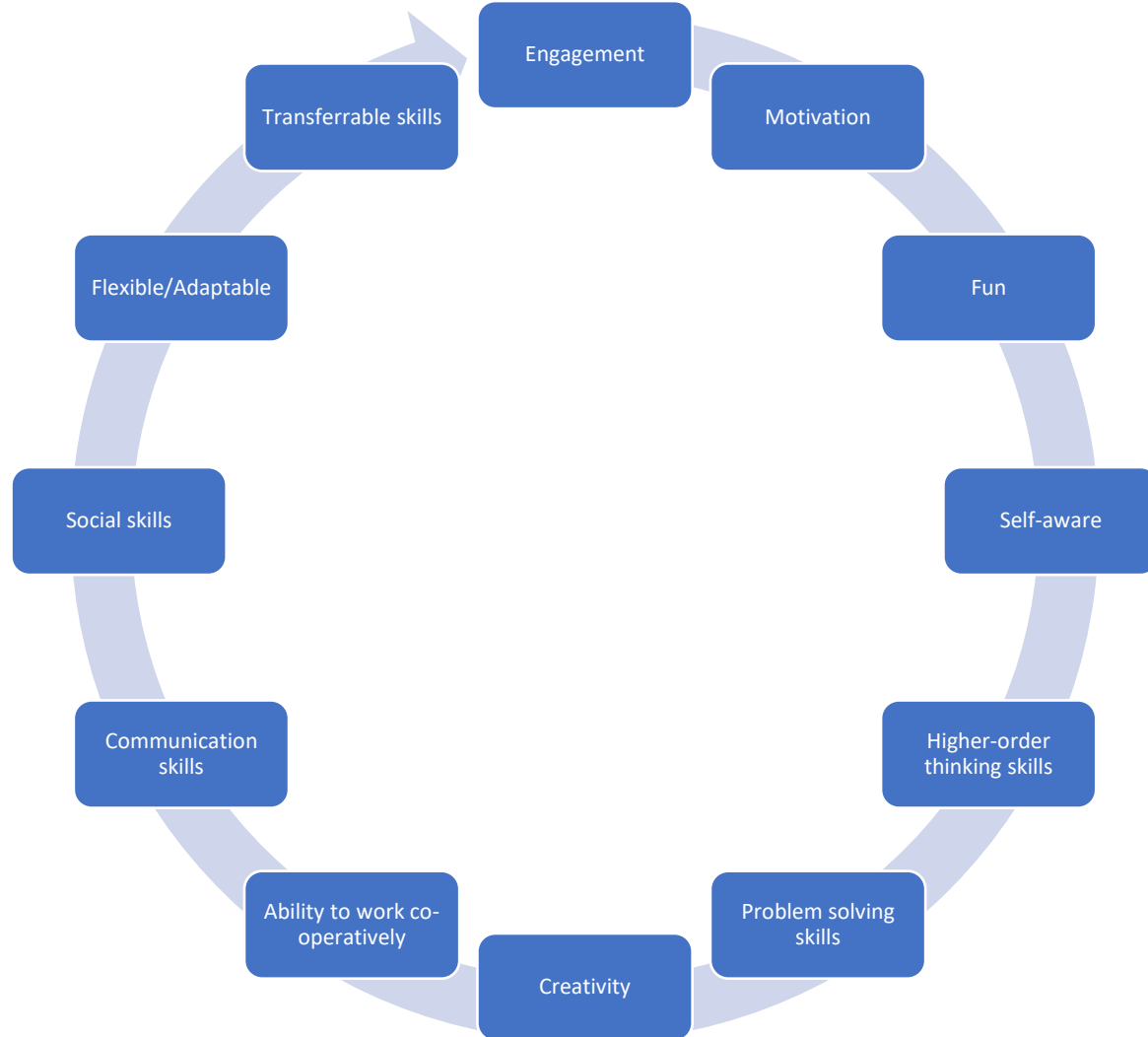
### and able to:

- communicate in different ways and in different settings
- work in partnership and in teams
- take the initiative and lead
- apply critical thinking and new contexts
- create and develop
- solve problems.



# Benefits of Student-Led Learning

Write down your TOP 5. Share with your partner and add to your list.



- ✓ **Successful Learners**
- ✓ **Confident Individuals**
- ✓ **Effective Contributors**
- ✓ **Responsible Citizens**

***Bonus Benefit: Teacher does not do all the work!***





# Challenges and Opportunities

- Confidence
- Lack of interest – students/teachers
- Class size
- Teacher - Lack of willingness/guts to give up control
- Lack of social skills/ability to work with others
- Content to be covered
- Student Pace

Using post-its jot down your ways to mitigate some of the challenges.

Discuss any other challenges of learners leading learning.



# Student-Led Learning in Practice

## *Genius Hour*

<https://www.youtube.com/watch?v=NMFQUtHsWhc>

Have you used/How could you use Genius Hour (or similar) in your setting?

**THINK-PAIR-SHARE**

Other ways of incorporating student-led learning techniques:

- Choice Boards
- Station Rotation
- Learning Zones
- Collaboration Projects
- Student as Teacher
- Guided Student-led Instruction
- Student peer feedback