

## **Primary 1-3 Class:**

Happy New Year to you all! For me it's not really been a holiday. I hope everyone has managed to keep themselves well and that you've all enjoyed your break!

## **Many Happy Returns!**

I bet you thought I'd forgotten! This little trio have celebrated birthdays while I have been away so I have quickly done a catch up! Phoenix was five years old recently, while Brooke and Darcey were celebrating their sixth birthdays. There was plenty to celebrate by all accounts... Birthday cakes as well as lots of festive food – how wonderful! Presents all arrived on time too!



## **Sumdog!**



Mopping up a few loose ends from last term! You may remember that Robert and Logan were away on the last day of term and didn't receive their little bag of magic stars for taking part in our class Sumdog competition....

Well as promised here they are! Very well-done boys – we missed you from our photograph at the end of term!

## **The Lighthouse Keeper's Lunch:**

This wonderful little story will kick start our topic for this term. We will be looking at our local environment and seeing how our land has been used. We also expect to make little picture maps to help illustrate our learning.




And what better way to start off the term than by making our own little lighthouses! We used some postage tubes, which we covered in paper and Mrs. Mackinnon had organised some battery-operated tea lights which flicker like you would expect a lighthouse light to do. We couldn't wait to get started on this task! Esme and Donald, our secondary volunteers popped in and got into the spirit of things too!







We have little tops to add to the roof of the light – a small job to be finished. Here we are with our own lighthouses!



### **Press Prints:**

We began designing our own press prints illustrating characters or indeed the lighthouse that feature in the Lighthouse Keeper's Lunch! We created our design on tracing paper before mark making on a press print. This method ensures that any mistakes are made on the tracing paper – not the press print! You can tell Mrs. Mackinnon has used this method many times before – but it gives a great end result!





...And you all know how we just love a finished result!

Cooper and Elsie's press prints of the "portly" Mr. Grinling!

Portly is our new word of the week, of course meaning plump, fat or round!

It's a great word, isn't it?




Well done you two! Some smashing press prints! No pressure everyone else....

We will continue with these into next week!



## Lighthouse Keeper's Oil Pastel Scenes...

We have also worked very hard on these wonderful scenes from the Lighthouse Keeper's Lunch. We used oil pastels to create them and I think they look pretty good. We just need to add a wire for the basket, but it seems a shame not to include these beauties in our weekly blog!




With a few bits to add they look great!  
Well done children!

## Shares:

We have had a few it'sy-bitsy pieces to share this week, which I found very interesting! Logan has made this beautiful origami winged dragon with the help of Grace from P5. Brooke has her own kaleidoscope with beautiful coloured patterns that you can see when you hold it up to the light! Elsie just loves this origami aeroplane and thinks she might unfold it to see exactly how it has been made! Lovely everyone!



### Awards:



Here's a bit of good news to end the week!

George has just received a silver credit card for his two times table. Sixty questions in five minutes!

This is an excellent effort, George! It's five times table next if you think you are up for this next challenge!

*Have a great weekend everyone!*