


## Primary 1-3 Class:


Welcome to another blog entry from P1-3 class. I am going to start off the week with a fantastic share!



Brooke and Darcey spent some time at Blair Drummond safari park over the holidays and just look at what they have come up with! As promised, everyone – I have been doing my homework! I think these may be Humboldt Penguins, which are found along the West coast of South America. They are so beautiful, aren't they? I believe they are excellent swimmers. I also love your camels. They have two humps....I wonder if anyone remembers the name we learnt last year for a camel with one hump?


## Maths to start the week!

What a great start to the week we had! The children were in fine form! Here's Robert busy thinking about how many different ways he can make five! Independently working on friendly numbers to ten we have Brooke, Darcey, Elsie and Logan! Cooper, Zoe and George were fishing for frogs making friendly numbers to twenty. They were also joined by Rowan who was reading at the time my picture was taken....





Where does the time go? The children were busily engaged on these activities for quite some time....



We talked together about next steps on our learning journey...





Do we need a bit more of the same to develop confidence or are we ready to be challenged further?

Sometimes a chat is a useful tool!



Later on in the week we continued with our Maths work in class. Our revision work on friendly numbers to ten was completed by Brooke, Elsie, Logan and Darcey! It looks rather good you four!








Robert has been busy threading counters in different colours all adding up to ten.

He has been learning about how to write a sum using the symbols + and =

You have done very well Robert. Fantastic work!

George, Rowan and Zoe all managed to calculate some friendly numbers of twenty for their own flower petals. Cooper, who was reading at the time, is missing from our pictures – and he completed his work too! Well done!



It's further work on friends of twenty!

Zoe, Cooper, George and Rowan have done it! And recorded their work systematically - well done all of you!

....and of course, it wouldn't be a week in school without Sumdog! We have our tasks left for us to get on with – and many of us can do this independently, but isn't it great when we do receive some support!





We were delighted to welcome Donald and Esme into class this week!  
They were on hand to provide some excellent back up for Sumdog work!  
We all loved having you in class – and I know the children will be looking forward to seeing you again very soon!

**Continuous Provision:** Continuous provision refers to the resources provided in the classroom for the children to interact with creatively. It encourages active learning – so bearing this thought in mind, I thought we would have some time to do this!



Cooper	Robert
2	5
8	9
9	8
10	4




Using the tap, tap art Rowan has illustrated Penguin Small's journey in the snowman's hat during a storm. George and Logan are busy with their snowman creations!


Cooper and Robert are using the penguins to play a game of skittles! Cooper made his own chart to help keep the scores for each game! Well done, boys – I think you both really enjoyed this!

Elsie and Darcey got busy with the small world equipment and formulated different scenes involving Penguin Small and his friends! Here they are in their ice world!

Zoe and Brooke used play-doh to make up a scene from Penguin Small.




There were some further chances to interact creatively with class resources later on in the week. We left messages on the whiteboard for our penguins to read!



Robert really enjoyed the tap, tap. Look at his lovely picture of the snowman and Penguin Small in the rain! George, Logan and Rowan are with the penguin skittles! George has just lined up – Logan is ready at the scoreboard and Rowan is hoping for a lucky strike!





Such grown up use of the play-doh! The children were busily engaged making scenes from Penguin Small! Elsie, Darcey, Cooper and Robert! Brooke and Zoe are tallying up totals after playing skittles!



## **Experiments with Ice:**

I feel chilly at the thought!

Freezing occurs when a liquid is cooled and it turns into a solid and melting happens when the solid is heated and turns into a liquid. After hearing all about Penguin Small we wanted to conduct a few experiments using ice cubes!

Let's try melting an ice cube in our hands for twenty seconds at a time. There were some interesting results!





- Cooper and George's ice cube melted after 3 minutes 40 secs.
- Zoe and Rowan's ice cube completely melted after 2 minutes and 20 secs.
- Elsie, Brooke and Darcey's ice cube melted after 3 minutes.
- Robert and Logan's ice cube melted after 4 minutes and 20 secs.

We wondered why this could be..... here are the children's ideas....

- Our hands could be different temperatures
- The ice cubes could have been different sizes/ thicknesses
- We could be applying different pressures on the cubes.
- Some ice cubes might have come out of the freezer sooner than others.

We also had several other experiments on the go at the same time!

Three identical pots, three ice cubes in each pot, three different locations.... Classroom, outdoors, fridge. Which melts first and why?

In fact, the outdoor cubes melted first, classroom in second place and the fridge last. We thought this had a bit to do with air and circulation. This was quite a tricky problem!



How do we stop ice from melting? Cooper's idea was to place the cube in really cold water, which we did. We also put foil around our cube....

Results: Ice cold water – 35 minutes to melt.

Foil – one hour.

Foil is a good insulator – a bit like a flask, according to Zoe....it keeps things warm or cool!

How about a bit of fun at the end of the day? We had a tray, some penguins and some shaving cream! Make a snowy landscape for the penguins to stay.....





### **Book Sharing:**




We all love a book in P1-3. George brought in one of his favourite books to share and managed to get this in before 9.00am!

Now that's an achievement!





## Literacy:



I bet you all thought I'd forgotten to add anything about Literacy in this week's blog! Not at all! We've been busy writing about Penguin Small and first up and finished is Darcey with her super story wheel and independent writing! I think it looks absolutely smashing! This was quickly followed by George and Brooke. There will be more to come as we finish...

Here's Robert matching lower case letters...

## Sharing to end the week!



Found at Blair Drummond! Look at this magnificent acorn! I suspect it once looked like this when it was growing on its oak tree. They fall to the ground in the Autumn and grey squirrels are particularly fond of them!

Brooke brought it to school and wanted me to have it! Thank you very much for thinking of me Brooke!





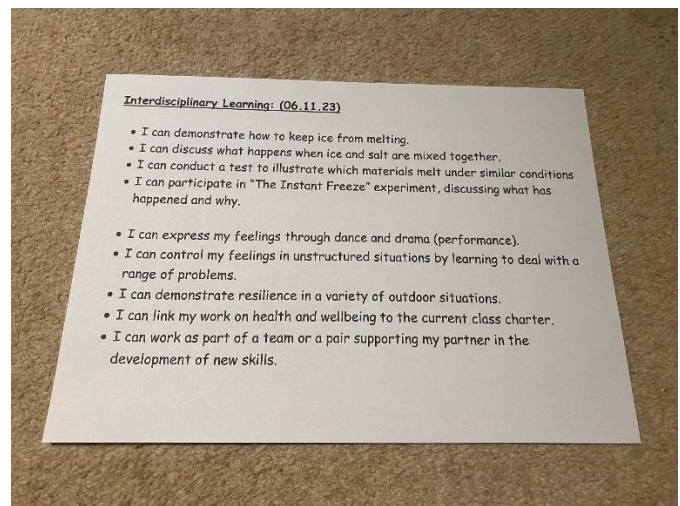
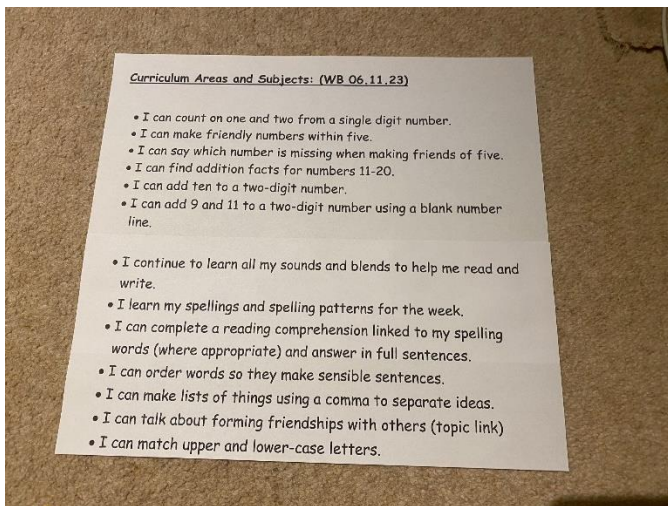
Here's Brooke with her Spiderman book and purse (or should that be Spiderwoman?) I happen to know that Brooke is a fan of all things Spiderman! It looks great, doesn't it? Meanwhile – here's Darcey with her Barbie bags... Little and large in fact! Thanks for sharing, girls!

### **PE:**

We did manage a session outside on Friday morning. You might be rather relieved to know I didn't take pictures on this occasion as I was beginning to think this week's blog was already looking like a tome!

### **Next Learning Block:**

To give you all an idea of the sort of things we will be learning about in class over the next couple of weeks please see below.



*Have a great weekend everyone!*