

Rainbow Write

First write each word in pencil. Then trace over each word three times. **Each time you trace, you must use a DIFFERENT colour of pencil.** Trace neatly and you will see a rainbow!

Silly Sentences

Write silly sentences using a spelling word in each sentence. Please underline your spelling words! Write neatly!

Example: My dog wears a blue and purple dress when he takes a bath.

Pyramid Writing

"Pyramid write" your spelling words. You must write neatly!

*Example: home h
ho
hom
home

Squiggly Spelling Words

You are going to write your spelling words two times. First write in regular letters. Then write the words again in squiggly letters!

Hidden Words

Draw and colour a picture. Hide your spelling words inside your picture.

Show your picture to someone and see if they can find your hidden words!

Backwards Words

Write your spelling words forwards and then backwards. Write neatly!

Example: where erehw

ABC Order

First write your spelling words in a list. Then write them in ABC order.

For an extra bonus, write your words in reverse ABC order!

Story, Story

Write a story using ALL of your spelling words. Be sure to underline your spelling words in your paragraph.

You may type your story and email it to me if you like!

Adding My Words

Each letter has a value.

***Consonants are worth 10.**

***Vowels are worth 5.**

Write your spelling words. Then add up the value of each spelling word.

Example-
said- 10 + 5 + 5 + 10 = 30

Acrostic Poem

Choose one of your spelling words. Write an acrostic poem for that word.

You must also ILLUSTRATE your poem.

*Example: Fun in the sky.
fly Laps around clouds.
Yes! I'm free!

Spelling Poem

Write a poem using several of your spelling words. Underline the words that you use. Illustrate your poem.

You can write any type of poem that you like. Enjoy!

Riddle Me

Write a riddle for each of your spelling words. Don't forget to add the answers to your riddles.

*Example- I cry when I am hungry. I have a favourite teddy. I am cute and cuddly. What am I? *Answer- Baby

Spelling Shapes

Count your spelling words. Draw one shape for each word. Then write your spelling words inside each of the shapes.

Examples: babies (rectangle) cried (circle)

Consonant Circle

Write each of your spelling words.

Then go back and circle all of the consonants in your words!

Don't forget to write neatly!

Vowel Circle

Write each of your spelling words.

Then go back and circle all of the vowels in your spelling words!

Don't forget to write neatly!

Goofy Spelling Story

Write a goofy spelling story using each of your spelling words.

Be sure to underline your words as you use them.

Illustrate and colour your story!

Connect the Dots

Write ten of your spelling words in dots.




Then connect the dots by tracing over them with a coloured pencil.

Bubble Letters

Write your spelling words in bubble letters. After you write your words in bubble letters, colour your words with a crayon or coloured pencil.

Code Words

Come up with a code for each letter of the alphabet. Write down your code.

*Example: a=  b=  c= 

Then write your spelling words in code. You must write the actual spelling word next to the "code word."

Fancy Letters

Write each of your spelling words using fancy letters.

Your letters can have curly-q's or dots, for example. Have fun!

30 Second Words

Write a TV commercial using all of your spelling words.

Read it to a parent or sibling!

Rhyming Words

Write each of your spelling words. Next to each word, write a rhyming word. If necessary, your rhyming word can be a nonsense word (as long as it follows the same spelling pattern).

*Example: cries tries

Sign Your Words

Use sign language finger spelling to sign the spelling of your words.

Check out Unity Kid's site <http://www.unitykid.com/signlanguage.html> to see animated hands making the letters so you can practice!

UPPER and Lower

Write your spelling words two times each.

First, write each word in UPPERCASE letters. Second, write each word in lowercase letters.

*Example- SLIDE slide

Colourful Words

Write each of your spelling words. Write each letter using a different coloured pencil!

*Example- **colourful**

Across and Down

Write each of your spelling words across and then down (starting with the first letter).

*Examples- when four
 h o
 e u
 n r

Secret Agent Words

Number the alphabet from 1-26. Example: a=1, b=2, c=3, d=4, etc. Then convert your words to a number code.

You must write the actual spelling word next to the "code word."

Words Without Consonants

Write your spelling words on a list, but replace all the consonants with a line. Then go back to the beginning of your list and see if you can fill in the correct missing consonants.

Morse Code

Use Morse Code to spell your words. It is a series of dots (1 count) and dashes (3 counts). Check out this site, <http://www.morsecode.dutch.nl/alphabet.html> to see the international (NATO) Morse Code so you can practice!

Scrabble!

Use Scrabble tiles to spell out your spelling words.

For a little extra math practice, figure out the point value of each of your words!

Spell-er-size!

Pretend you are a cheerleader and call out the letters of your words! Cheer up high for letters that touch the top handwriting line (ex. t and l), hands on hips for middle letters (ex. a and e), and cheer down low for low letters (Ex. y and j).

Three Times!

Write each spelling word three times. **First**, write each word in pencil. **Second** write each word in crayon. **Third**, write each word in marker. You MUST write neatly!

Newsy Words

Use old magazines, catalogs, or newspapers to cut out letters. Glue the letters down on a piece of paper to spell your words. *Helpful Hint: Cut out lots of extra letters. Store them in a Ziploc bag for future use. This is a huge timesaver!

Letter Writing

Write a friendly letter to a friend or family member using each of your words. Underline the spelling words that you use in your letter.

After your homework is checked, you can MAIL your letter!!

Practice Test

Take a practice test. Have someone at home ask you to spell your spelling words. Write them on a list. Check your practice test and correct any missed words. *This would be an especially good activity to complete on Thursday night.*

Spelling Flowers

Draw a picture of a great big flower. Write each of your spelling words on one of the flower petals or on a leaf. Draw extra flowers if you run out of room.

Sentence, Please

Write sentences using each of your spelling words. You may use more than one word in a sentence, but you must write at least 10 sentences.

Underline your spelling words.

Match-Up

Write each of your words on two different index cards. Turn all the cards face down and mix them up. Lay out your cards in rows (like Concentration) and flip over two cards at a time. Read each card aloud to see if they match. Keep them if they match or flip over and try again!

Words Within Words

Write each spelling word and then write at least two words made from the same letters that is hidden inside the word.

Example: slide
side lie lid led etc.

Telephone Words

First write your words in a list. Then look at a telephone keypad. Translate each letter into the numbers on the keypad. Now write your spelling words using this code!

Toss a Word

Toss (or roll) a ball back and forth with a partner. You say the 1st letter, and then toss and your partner says 2nd letter, and so forth.

Type 'Em

Type your spelling words on the computer. *Make each word have a different font.* You can even email your words to me.

Spelling Bee

Practice your spelling words in Spelling Bee style. Spell your words out loud to a parent or sibling.

Words Without Vowels

Write your spelling words on a list, but replace all the vowels with a line. Then go back to the beginning of your list and see if you can fill in the correct missing vowels.

Word Search

Make a word search puzzle using your spelling words.

Use the Discovery School's online Puzzle Maker

<http://www.puzzlemaker.com>.

Then find your words!

Sound Words

Record your spelling words and their spelling. Then rewind your and listen to it, checking to see that you spelled all the words correctly.

Spelling Flashcards

Make a set of flashcards to practice your spelling words. When you look at your flashcard, read the word and then spell it out loud.

*Example- there t-h-e-r-e.

Make Some Music

Write a song or rap that includes your words! Share with a friend or family member.